

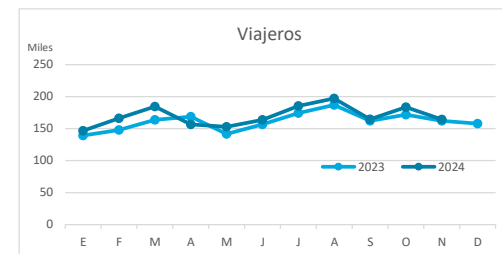
# Principales indicadores de alojamiento turístico

## FUERTEVENTURA (hasta noviembre de 2024)



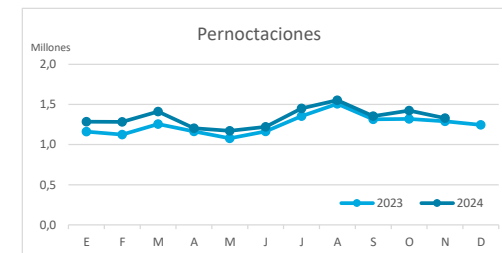
### VIAJEROS EN ALOJAMIENTO TURÍSTICO

|           | Detalle según tipo de alojamiento |              |               |                  |             |              |               |                  |               |              |          |                |
|-----------|-----------------------------------|--------------|---------------|------------------|-------------|--------------|---------------|------------------|---------------|--------------|----------|----------------|
|           | TOTAL                             |              |               |                  | Hotelero    |              |               |                  | Extrahotelero |              |          |                |
|           | Extranjeros                       | Peninsulares | Canarios      | Total            | Extranjeros | Peninsulares | Canarios      | Total            | Extranjeros   | Peninsulares | Canarios | Total          |
| ene-nov23 | 1.534.395                         | 119.095      | 122.375       | <b>1.775.865</b> | 1.401.786   | 102.333      | 97.168        | <b>1.601.287</b> | 132.609       | 16.762       | 25.207   | <b>174.578</b> |
| ene-nov24 | 1.617.934                         | 129.570      | 118.614       | <b>1.866.118</b> | 1.448.690   | 109.931      | 91.948        | <b>1.650.569</b> | 169.244       | 19.639       | 26.666   | <b>215.549</b> |
| Dif       | 83.539                            | 10.475       | <b>-3.761</b> | <b>90.253</b>    | 46.904      | 7.598        | <b>-5.220</b> | <b>49.282</b>    | 36.635        | 2.877        | 1.459    | <b>40.971</b>  |
| Dif, %    | 5,4%                              | 8,8%         | <b>-3,1%</b>  | <b>5,1%</b>      | 3,3%        | 7,4%         | <b>-5,4%</b>  | <b>3,1%</b>      | 27,6%         | 17,2%        | 5,8%     | <b>23,5%</b>   |



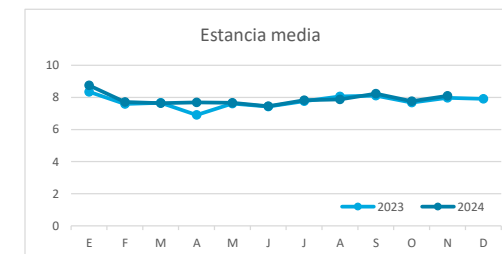
### PERNOCTACIONES

|           | Detalle según tipo de alojamiento |              |          |                   |             |              |          |                   |               |              |          |                  |
|-----------|-----------------------------------|--------------|----------|-------------------|-------------|--------------|----------|-------------------|---------------|--------------|----------|------------------|
|           | TOTAL                             |              |          |                   | Hotelero    |              |          |                   | Extrahotelero |              |          |                  |
|           | Extranjeros                       | Peninsulares | Canarios | Total             | Extranjeros | Peninsulares | Canarios | Total             | Extranjeros   | Peninsulares | Canarios | Total            |
| ene-nov23 | 12.525.665                        | 607.934      | 606.564  | <b>13.740.163</b> | 11.222.572  | 519.493      | 480.087  | <b>12.222.152</b> | 1.303.093     | 88.441       | 126.477  | <b>1.518.011</b> |
| ene-nov24 | 13.322.115                        | 733.347      | 632.844  | <b>14.688.306</b> | 11.730.209  | 608.929      | 498.768  | <b>12.837.906</b> | 1.591.906     | 124.418      | 134.076  | <b>1.850.400</b> |
| Dif       | 796.450                           | 125.413      | 26.280   | <b>948.143</b>    | 507.637     | 89.436       | 18.681   | <b>615.754</b>    | 288.813       | 35.977       | 7.599    | <b>332.389</b>   |
| Dif, %    | 6,4%                              | 20,6%        | 4,3%     | <b>6,9%</b>       | 4,5%        | 17,2%        | 3,9%     | <b>5,0%</b>       | 22,2%         | 40,7%        | 6,0%     | <b>21,9%</b>     |

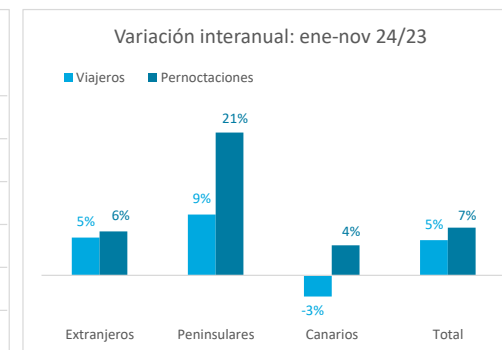
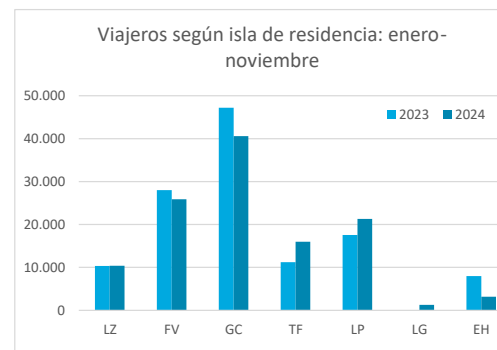
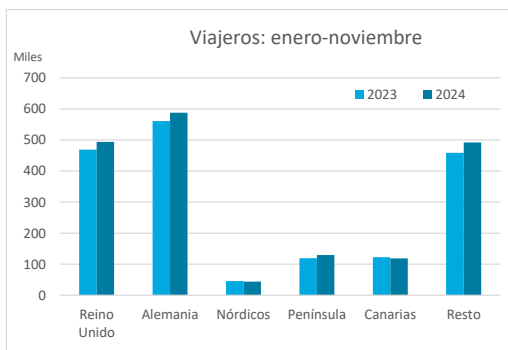


### ESTANCIA MEDIA

|           | Detalle según tipo de alojamiento |              |          |            |             |              |          |            |               |              |          |             |
|-----------|-----------------------------------|--------------|----------|------------|-------------|--------------|----------|------------|---------------|--------------|----------|-------------|
|           | TOTAL                             |              |          |            | Hotelero    |              |          |            | Extrahotelero |              |          |             |
|           | Extranjeros                       | Peninsulares | Canarios | Total      | Extranjeros | Peninsulares | Canarios | Total      | Extranjeros   | Peninsulares | Canarios | Total       |
| ene-nov23 | 8,2                               | 5,1          | 5,0      | <b>7,7</b> | 8,0         | 5,1          | 4,9      | <b>7,6</b> | 9,8           | 5,3          | 5,0      | <b>8,7</b>  |
| ene-nov24 | 8,2                               | 5,7          | 5,3      | <b>7,9</b> | 8,1         | 5,5          | 5,4      | <b>7,8</b> | 9,4           | 6,3          | 5,0      | <b>8,6</b>  |
| Dif       | 0,1                               | 0,6          | 0,4      | <b>0,1</b> | 0,1         | 0,5          | 0,5      | <b>0,1</b> | <b>-0,4</b>   | 1,1          | 0,0      | <b>-0,1</b> |



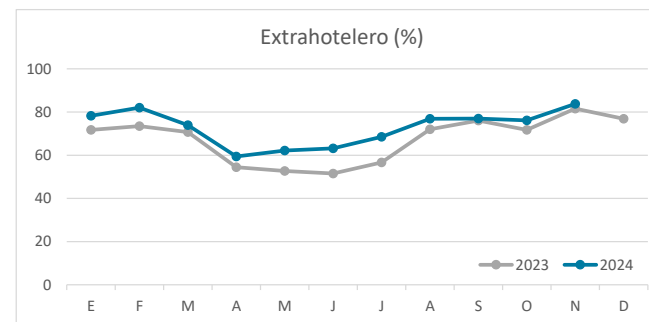
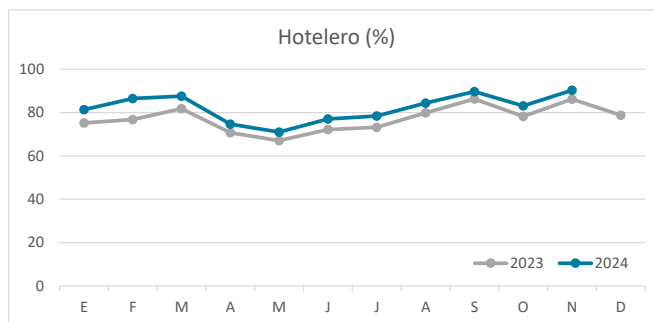
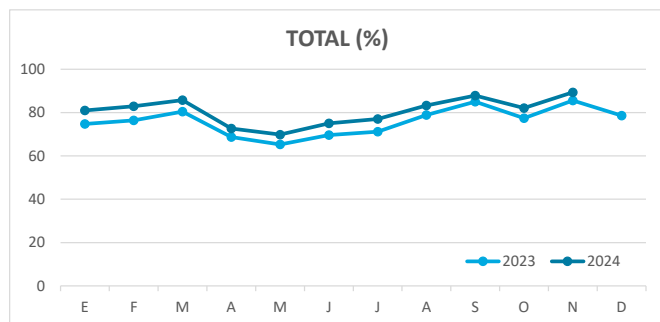
### DETALLE VIAJEROS Y PERNOCTACIONES SEGÚN LUGAR DE RESIDENCIA



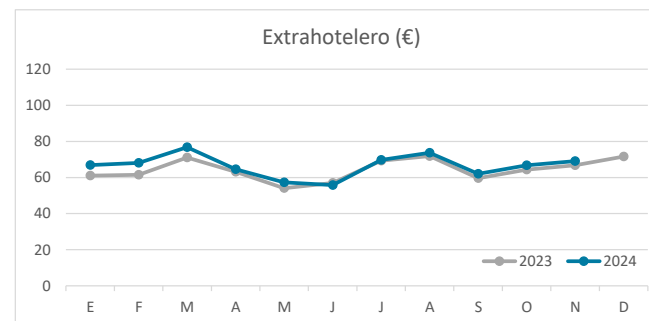
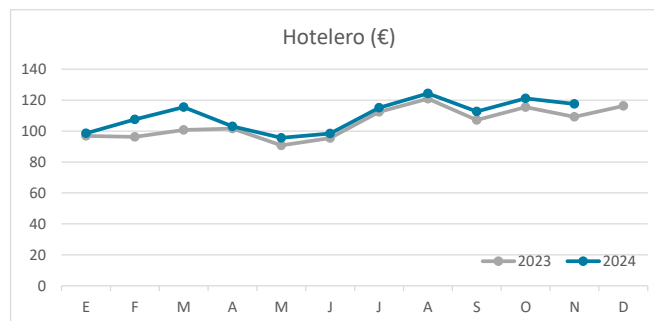
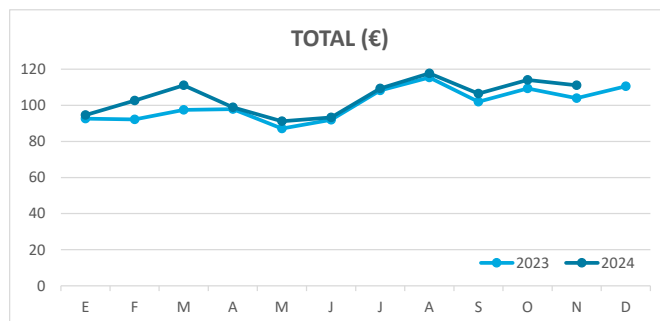


# Principales indicadores de alojamiento turístico FUERTEVENTURA (hasta noviembre de 2024)

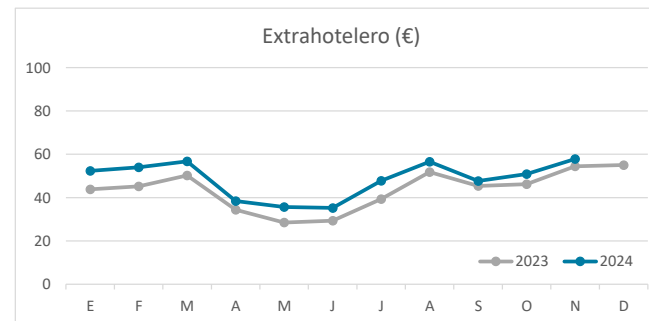
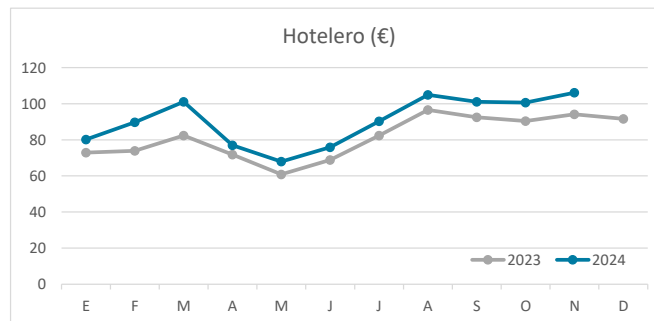
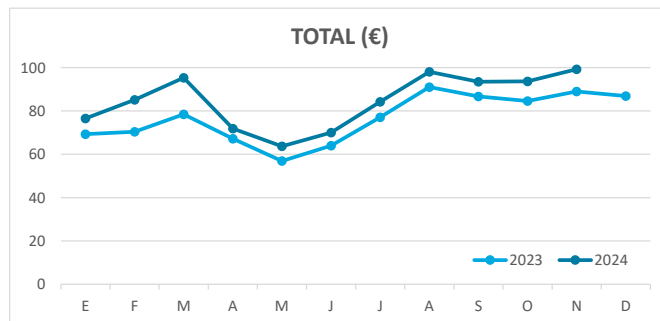
## ÍNDICE DE OCUPACIÓN POR HABITACIÓN / APARTAMENTO



## ADR (tarifa media diaria)



## REVPAR (ingreso por habitación/apartamento disponible)



Nota: el indicador de viajeros se refiere a viajeros entrados.

Fuente: Encuestas de Alojamiento Turístico (ISTAC)