

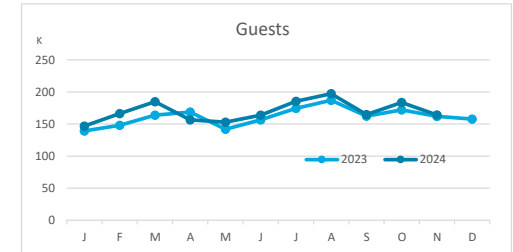
Main tourist accommodation indicators

FUERTEVENTURA (January - November 2024)



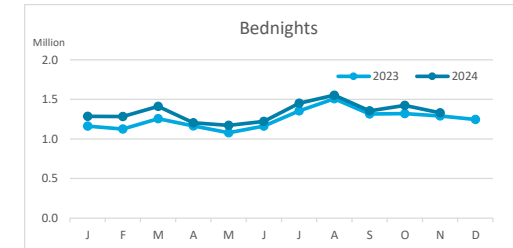
GUESTS BY ACCOMMODATION TYPE (*)

	Breakdown by accommodation type											
	TOTAL				Hotels				Apartments			
	Abroad	Mainland	Canary Islands	Total	Abroad	Mainland	Canary Islands	Total	Abroad	Mainland	Canary Islands	Total
Jan - Nov 23	1,534,395	119,095	122,375	1,775,865	1,401,786	102,333	97,168	1,601,287	132,609	16,762	25,207	174,578
Jan - Nov 24	1,617,934	129,570	118,614	1,866,118	1,448,690	109,931	91,948	1,650,569	169,244	19,639	26,666	215,549
Change	83,539	10,475	-3,761	90,253	46,904	7,598	-5,220	49,282	36,635	2,877	1,459	40,971
Change, %	5.4%	8.8%	-3.1%	5.1%	3.3%	7.4%	-5.4%	3.1%	27.6%	17.2%	5.8%	23.5%



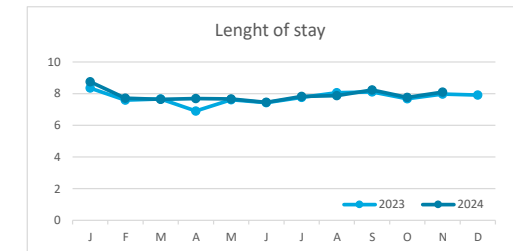
BEDNIGHTS

	Breakdown by accommodation type											
	TOTAL				Hotels				Apartments			
	Abroad	Mainland	Canary Islands	Total	Abroad	Mainland	Canary Islands	Total	Abroad	Mainland	Canary Islands	Total
Jan - Nov 23	12,525,665	607,934	606,564	13,740,163	11,222,572	519,493	480,087	12,222,152	1,303,093	88,441	126,477	1,518,011
Jan - Nov 24	13,322,115	733,347	632,844	14,688,306	11,730,209	608,929	498,768	12,837,906	1,591,906	124,418	134,076	1,850,400
Change	796,450	125,413	26,280	948,143	507,637	89,436	18,681	615,754	288,813	35,977	7,599	332,389
Change, %	6.4%	20.6%	4.3%	6.9%	4.5%	17.2%	3.9%	5.0%	22.2%	40.7%	6.0%	21.9%

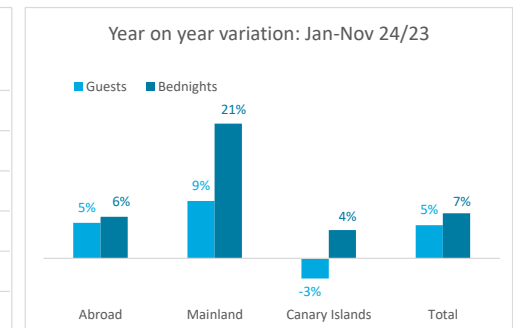
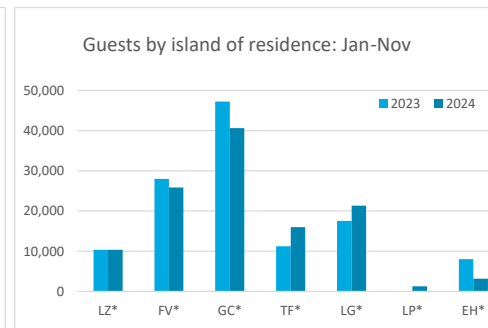
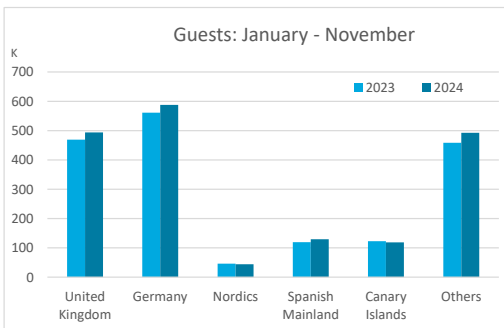


LENGHT OF STAY

	Breakdown by accommodation type											
	TOTAL				Hotels				Apartments			
	Abroad	Mainland	Canary Islands	Total	Abroad	Mainland	Canary Islands	Total	Abroad	Mainland	Canary Islands	Total
Jan - Nov 23	8.2	5.1	5.0	7.7	8.0	5.1	4.9	7.6	9.8	5.3	5.0	8.7
Jan - Nov 24	8.2	5.7	5.3	7.9	8.1	5.5	5.4	7.8	9.4	6.3	5.0	8.6
Change	0.1	0.6	0.4	0.1	0.1	0.5	0.5	0.1	-0.4	1.1	0.0	-0.1



GUESTS AND BEDNIGHTS BY PLACE OF RESIDENCE



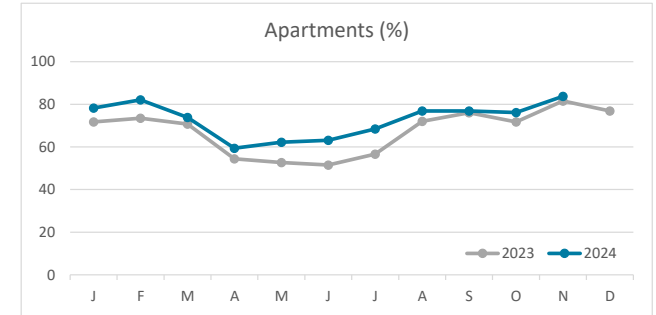
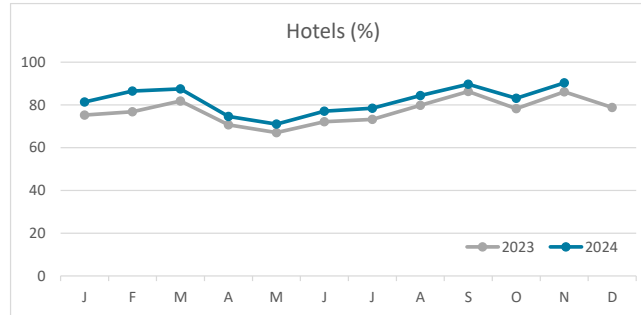
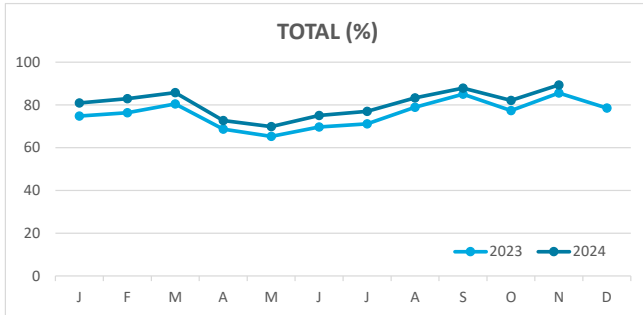
Note: LZ* (Lanzarote), FV* (Fuerteventura), GC* (Gran Canaria), TF* (Tenerife), LG* (La Gomera), LP* (La Palma) and EH* (El Hierro).

Main tourist accommodation indicators

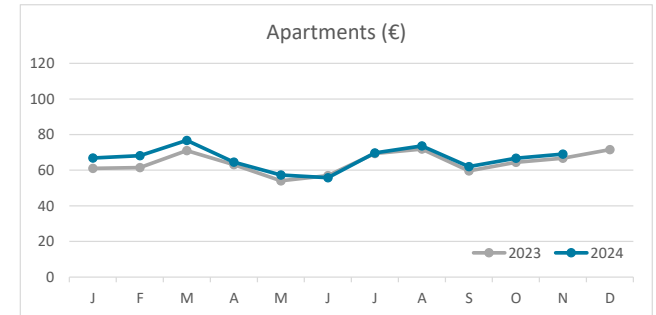
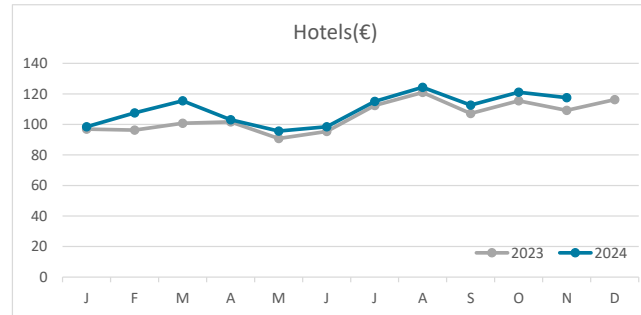
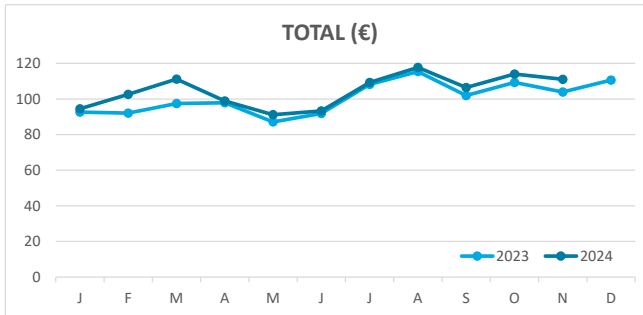
FUERTEVENTURA (January - November 2024)



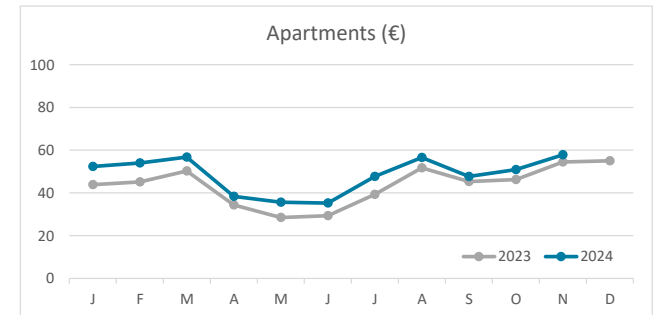
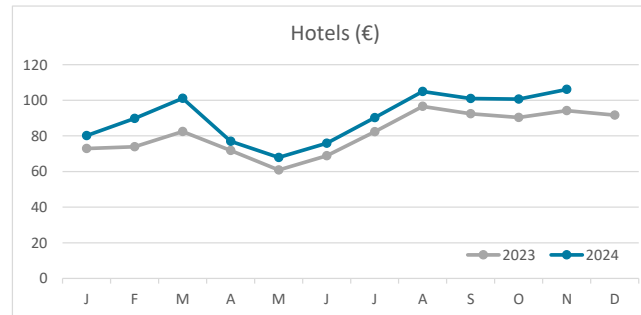
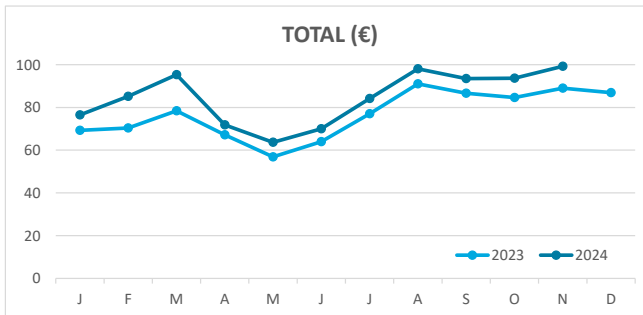
OCCUPANCY RATE PER ROOM / APARTMENT



ADR (Average Daily Rate)



REVPAR (Revenue Per Available Room)



Note: "Guests indicator" refers to number of guests checking in as new arrivals.
 Source: Encuestas de Alojamiento Turístico (ISTAC)