

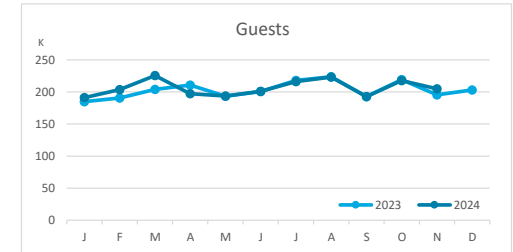
# Main tourist accommodation indicators

## LANZAROTE (January - November 2024)



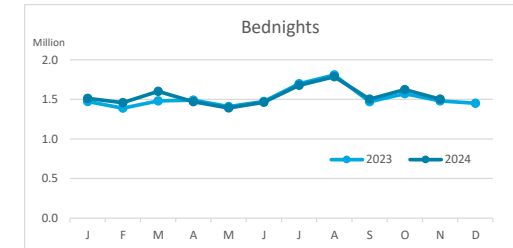
### GUESTS BY ACCOMMODATION TYPE (\*)

	Breakdown by accommodation type											
	TOTAL				Hotels				Apartments			
	Abroad	Mainland	Canary Islands	Total	Abroad	Mainland	Canary Islands	Total	Abroad	Mainland	Canary Islands	Total
Jan - Nov 23	1,892,474	242,110	98,202	2,232,786	1,337,731	197,974	61,412	1,597,117	554,743	44,136	36,790	635,669
Jan - Nov 24	1,970,490	207,393	88,024	2,265,907	1,386,952	171,694	61,636	1,620,282	583,538	35,699	26,388	645,625
Change	78,016	-34,717	-10,178	33,121	49,221	-26,280	224	23,165	28,795	-8,437	-10,402	9,956
Change, %	4.1%	-14.3%	-10.4%	1.5%	3.7%	-13.3%	0.4%	1.5%	5.2%	-19.1%	-28.3%	1.6%



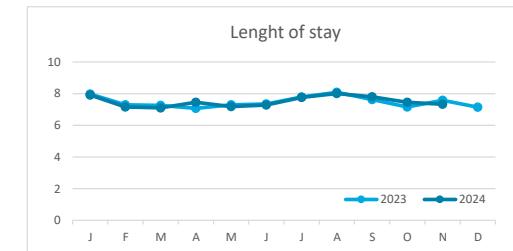
### BEDNIGHTS

	Breakdown by accommodation type											
	TOTAL				Hotels				Apartments			
	Abroad	Mainland	Canary Islands	Total	Abroad	Mainland	Canary Islands	Total	Abroad	Mainland	Canary Islands	Total
Jan - Nov 23	15,013,437	1,353,315	374,994	16,741,746	10,141,911	1,035,592	193,242	11,370,745	4,871,526	317,723	181,752	5,371,001
Jan - Nov 24	15,482,730	1,183,535	320,924	16,987,189	10,549,189	918,367	191,702	11,659,258	4,933,541	265,168	129,222	5,327,931
Change	469,293	-169,780	-54,070	245,443	407,278	-117,225	-1,540	288,513	62,015	-52,555	-52,530	-43,070
Change, %	3.1%	-12.5%	-14.4%	1.5%	4.0%	-11.3%	-0.8%	2.5%	1.3%	-16.5%	-28.9%	-0.8%

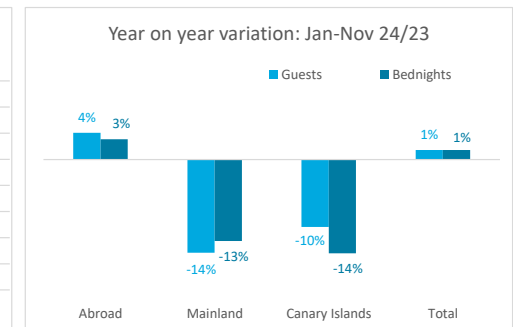
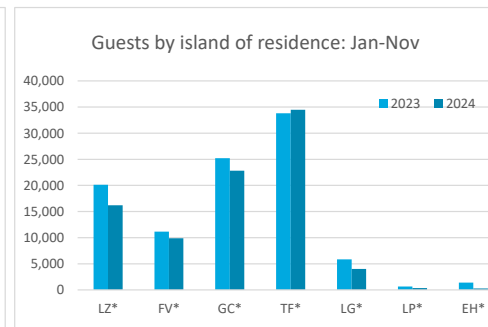
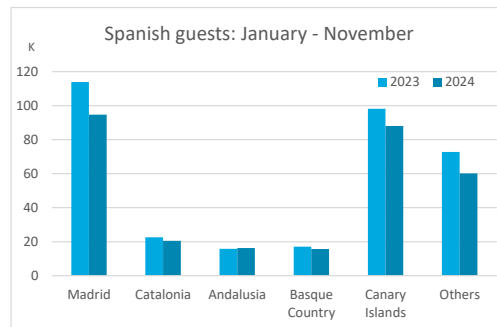
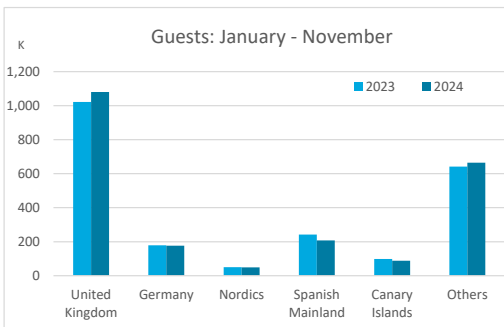


### LENGHT OF STAY

	Breakdown by accommodation type											
	TOTAL				Hotels				Apartments			
	Abroad	Mainland	Canary Islands	Total	Abroad	Mainland	Canary Islands	Total	Abroad	Mainland	Canary Islands	Total
Jan - Nov 23	7.9	5.6	3.8	7.5	7.6	5.2	3.1	7.1	8.8	7.2	4.9	8.4
Jan - Nov 24	7.9	5.7	3.6	7.5	7.6	5.3	3.1	7.2	8.5	7.4	4.9	8.3
Change	-0.1	0.1	-0.2	0.0	0.0	0.1	0.0	0.1	-0.3	0.2	0.0	-0.2



### GUESTS AND BEDNIGHTS BY PLACE OF RESIDENCE



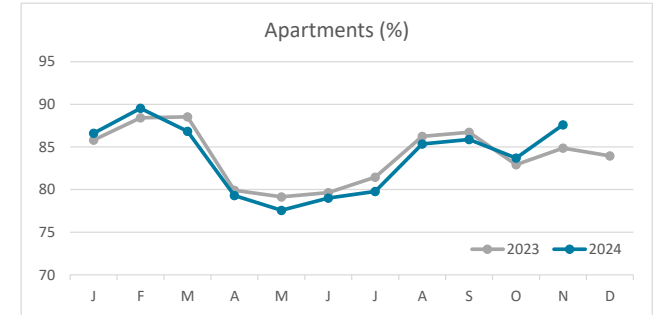
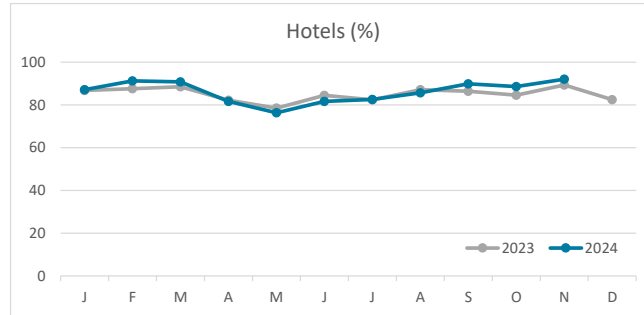
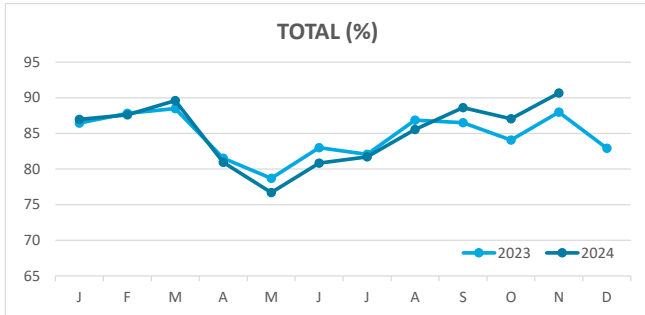
Note: LZ\* (Lanzarote), FV\* (Fuerteventura), GC\* (Gran Canaria), TF\* (Tenerife), LG\* (La Gomera), LP\* (La Palma) and EH\* (El Hierro).

# Main tourist accommodation indicators

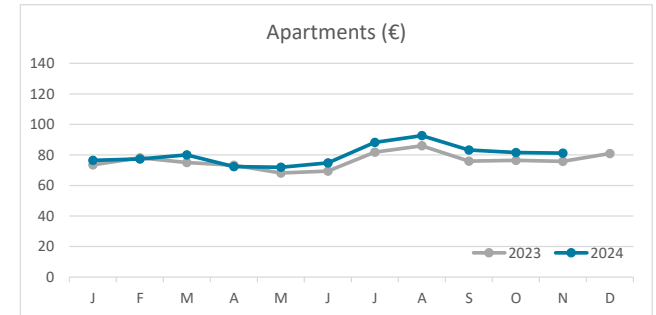
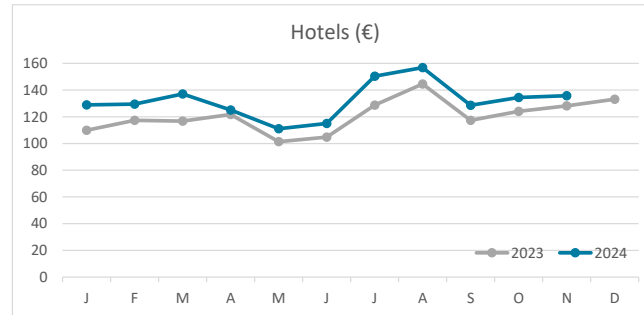
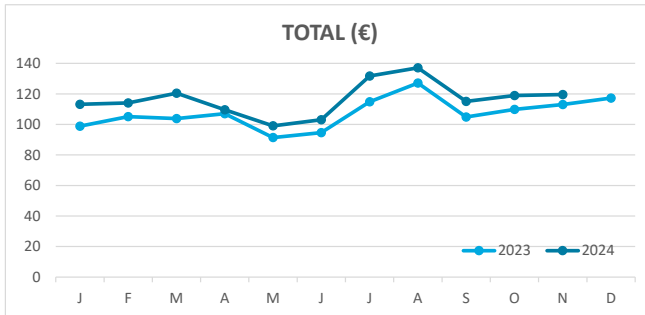
## LANZAROTE (January - November 2024)



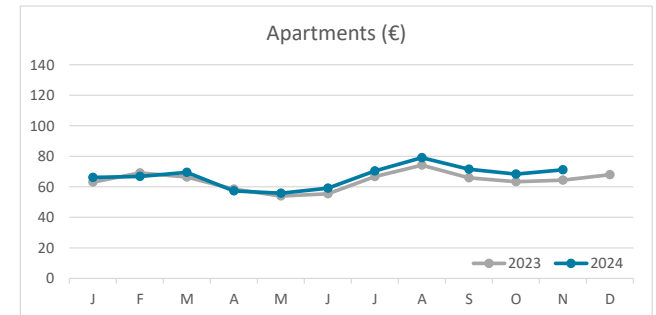
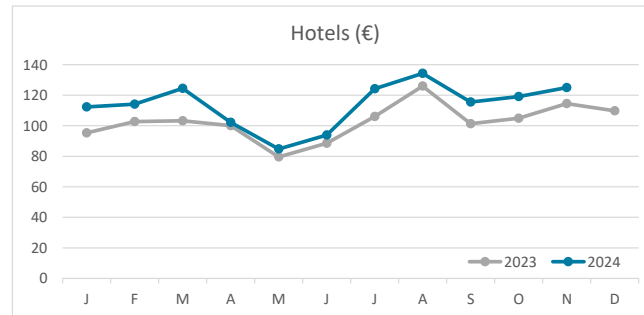
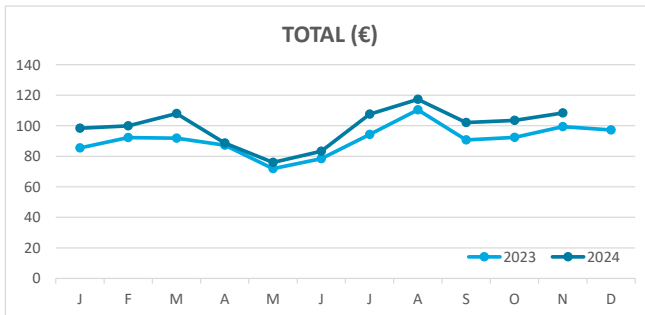
### OCCUPANCY RATE PER ROOM / APARTMENT



### ADR (Average Daily Rate)



### REVPAR (Revenue Per Available Room)



Note: "Guests indicator" refers to number of guests checking in as new arrivals.  
 Source: Encuestas de Alojamiento Turístico (ISTAC)