

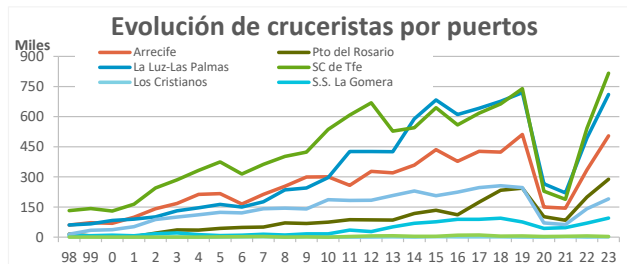
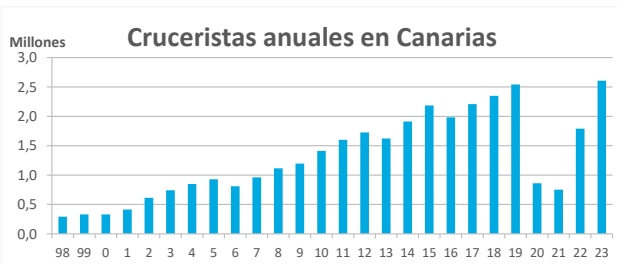
Tráfico de cruceristas en Canarias

Octubre 2024



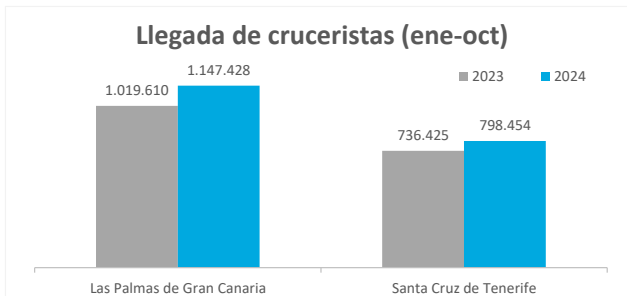
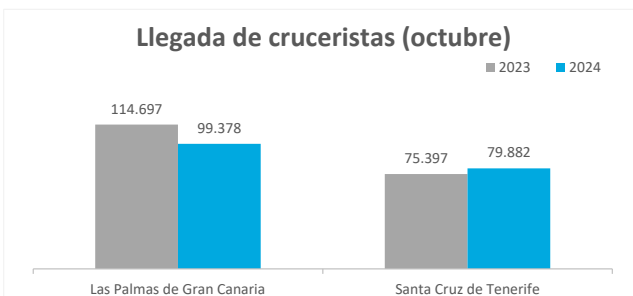
Volúmenes anuales de cruceristas en los puertos de Canarias

| | Puertos de Las Palmas | Arrecife | Puerto del Rosario | Puerto de La Luz y Las Palmas | Puertos de Santa Cruz de Tenerife | Santa Cruz de Tenerife | Los Cristianos | San S. de La Gomera | Santa Cruz de La Palma | La Estaca | CANARIAS |
|------------|-----------------------|----------|--------------------|-------------------------------|-----------------------------------|------------------------|----------------|---------------------|------------------------|-----------|-----------|
| 1998 | 135.675 | 60.171 | 14.996 | 60.508 | 156.948 | 131.602 | 1.499 | 8.532 | 14.709 | 606 | 292.623 |
| 1999 | 144.321 | 71.552 | 6.174 | 66.595 | 185.922 | 142.494 | 1.710 | 7.139 | 34.219 | 360 | 330.243 |
| 2000 | 154.336 | 69.407 | 1.915 | 83.014 | 177.250 | 130.064 | 44 | 9.931 | 36.640 | 571 | 331.586 |
| 2001 | 190.134 | 98.677 | 2.016 | 89.441 | 223.312 | 163.534 | 146 | 7.189 | 51.818 | 625 | 413.446 |
| 2002 | 262.028 | 141.165 | 19.576 | 101.287 | 350.556 | 244.629 | 496 | 17.313 | 87.731 | 387 | 612.584 |
| 2003 | 334.763 | 167.502 | 36.485 | 130.776 | 406.478 | 285.198 | 233 | 21.323 | 99.542 | 182 | 741.241 |
| 2004 | 393.395 | 212.690 | 34.697 | 146.008 | 456.375 | 331.920 | 0 | 12.722 | 111.494 | 239 | 849.770 |
| 2005 | 423.105 | 216.348 | 43.952 | 162.805 | 507.054 | 374.451 | 298 | 7.809 | 123.332 | 1.164 | 930.159 |
| 2006 | 362.525 | 165.069 | 47.817 | 149.639 | 447.155 | 314.661 | 784 | 9.304 | 120.243 | 2.163 | 809.680 |
| 2007 | 439.493 | 213.134 | 50.038 | 176.321 | 522.093 | 362.123 | 1.848 | 14.010 | 140.946 | 3.166 | 961.586 |
| 2008 | 559.003 | 253.152 | 70.758 | 235.093 | 557.371 | 402.018 | 0 | 10.919 | 143.764 | 670 | 1.116.374 |
| 2009 | 611.335 | 298.955 | 67.819 | 244.561 | 582.835 | 423.236 | 2.118 | 16.372 | 140.175 | 934 | 1.194.170 |
| 2010 | 671.192 | 299.972 | 74.651 | 296.569 | 740.022 | 536.331 | 543 | 16.590 | 186.558 | 0 | 1.411.214 |
| 2011 | 771.160 | 258.005 | 87.274 | 425.881 | 828.332 | 607.366 | 0 | 35.429 | 182.580 | 2.957 | 1.599.492 |
| 2012 | 840.266 | 327.972 | 86.262 | 426.032 | 885.623 | 669.353 | 37 | 27.121 | 183.316 | 5.796 | 1.725.889 |
| 2013 | 830.224 | 319.583 | 85.374 | 425.267 | 794.249 | 527.961 | 1.429 | 50.650 | 206.888 | 7.321 | 1.624.473 |
| 2014 | 1.065.076 | 358.519 | 117.802 | 588.755 | 848.161 | 544.841 | 213 | 69.200 | 229.940 | 3.967 | 1.913.235 |
| 2015 | 1.252.052 | 435.415 | 133.752 | 682.885 | 933.296 | 644.456 | 1.867 | 76.504 | 206.469 | 4.000 | 2.185.469 |
| 2016 | 1.099.388 | 377.803 | 111.297 | 610.288 | 883.324 | 559.100 | 1.551 | 88.635 | 224.433 | 9.605 | 1.983.567 |
| 2017 | 1.243.114 | 427.162 | 173.868 | 642.084 | 963.697 | 617.348 | 868 | 88.466 | 246.477 | 10.538 | 2.206.811 |
| 2018 | 1.333.007 | 423.116 | 233.520 | 676.371 | 1.020.144 | 663.300 | 888 | 94.667 | 255.892 | 5.397 | 2.350.740 |
| 2019 | 1.474.887 | 511.192 | 244.138 | 719.557 | 1.067.440 | 739.101 | 0 | 75.456 | 246.572 | 6.311 | 2.542.327 |
| 2020 | 516.824 | 149.450 | 101.424 | 265.950 | 345.092 | 228.402 | 0 | 43.225 | 70.656 | 2.809 | 861.916 |
| 2021 | 449.333 | 144.458 | 84.422 | 220.453 | 304.404 | 188.362 | 1.813 | 47.613 | 62.123 | 4.493 | 753.738 |
| 2022 | 1.029.117 | 335.320 | 199.848 | 493.949 | 759.928 | 542.294 | 628 | 69.637 | 141.333 | 6.036 | 1.789.045 |
| 2023 | 1.503.243 | 504.805 | 288.398 | 710.040 | 1.104.943 | 816.316 | 928 | 94.829 | 190.189 | 2.681 | 2.608.186 |
| Dif, 23-22 | 474.126 | 169.485 | 88.550 | 216.091 | 345.015 | 274.022 | 300 | 25.192 | 48.856 | -3.355 | 819.141 |
| Dif, % | 46,1% | 50,5% | 44,3% | 43,7% | 45,4% | 50,5% | 47,8% | 36,2% | 34,6% | -55,6% | 45,8% |



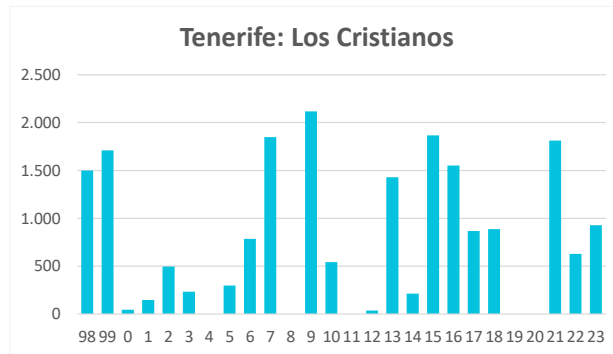
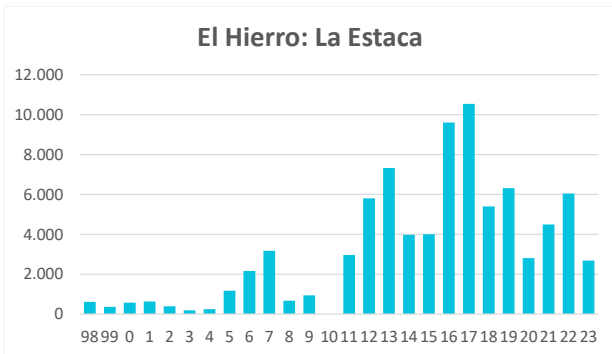
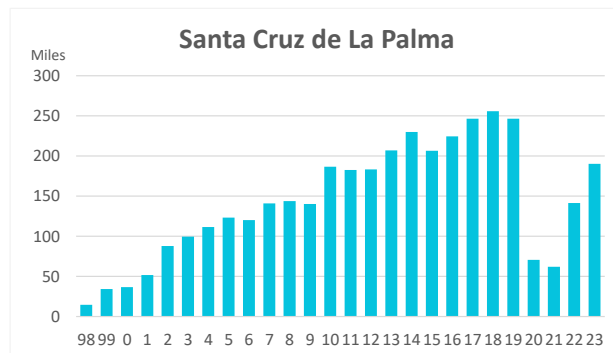
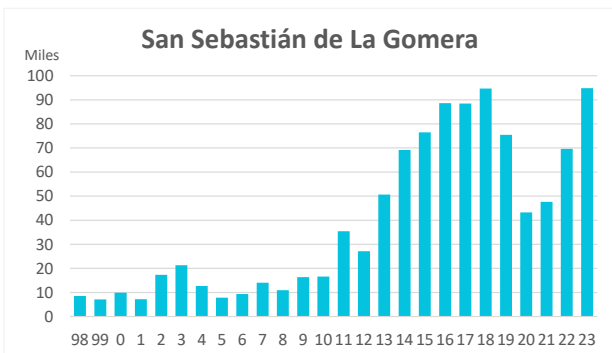
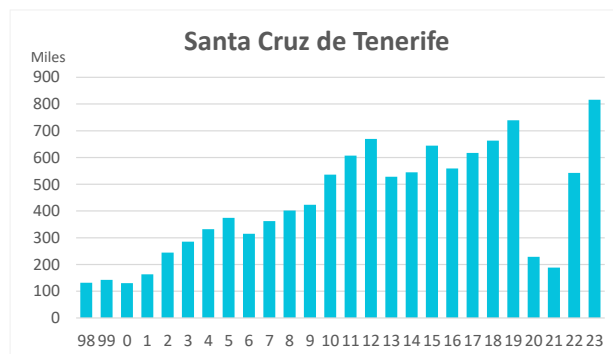
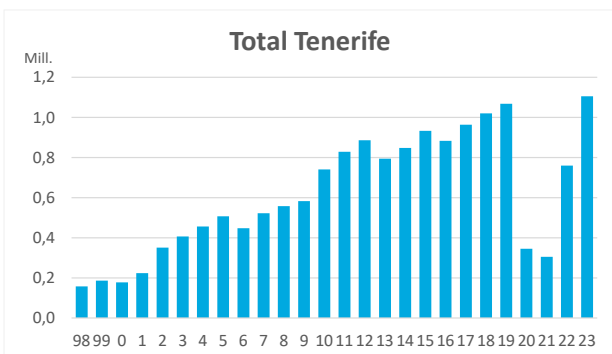
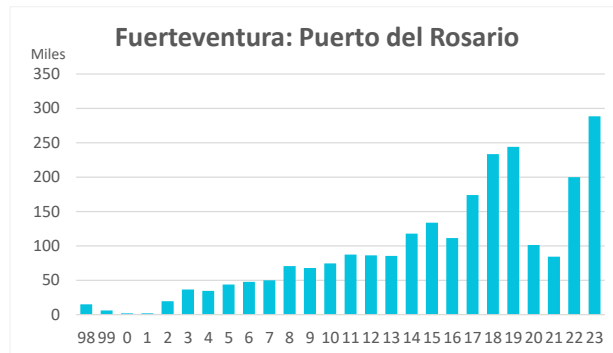
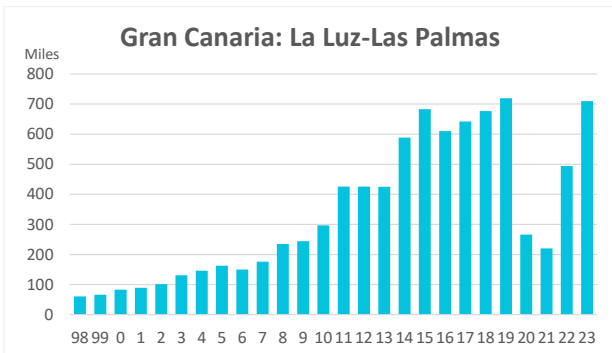
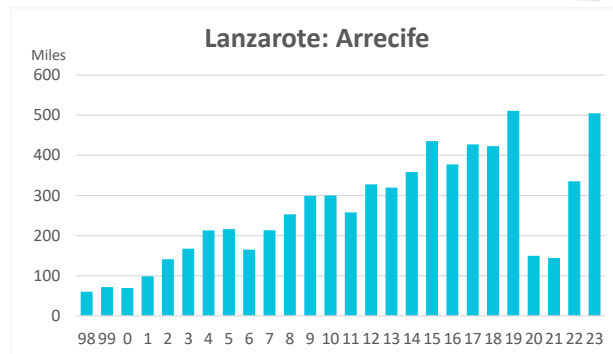
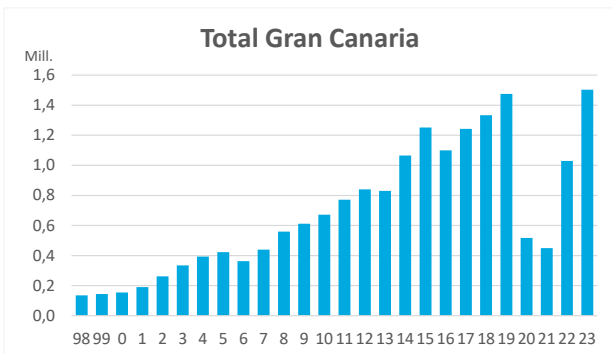
Evolución reciente: 2024

| | Puertos de Las Palmas | Arrecife | Puerto del Rosario | Puerto de La Luz y Las Palmas | Puertos de Santa Cruz de Tenerife | Santa Cruz de Tenerife | Los Cristianos | San S. de La Gomera | Santa Cruz de La Palma | La Estaca | CANARIAS |
|-----------------------|-----------------------|----------|--------------------|-------------------------------|-----------------------------------|------------------------|----------------|---------------------|------------------------|-----------|-----------|
| Dato mensual | | | | | | | | | | | |
| oct-23 | 114.697 | 51.504 | 5.951 | 57.242 | 75.397 | 67.736 | 0 | 4.251 | 2.467 | 943 | 190.094 |
| oct-24 | 99.378 | 35.615 | 14.826 | 48.937 | 79.882 | 60.007 | 0 | 1.753 | 17.991 | 131 | 179.260 |
| Dif, 24-23 | -15.319 | -15.889 | 8.875 | -8.305 | 4.485 | -7.729 | 0 | -2.498 | 15.524 | -812 | -10.834 |
| Dif, % | -13,4% | -30,9% | 149,1% | -14,5% | 5,9% | -11,4% | -- | -58,8% | 629,3% | -86,1% | -5,7% |
| Dato acumulado | | | | | | | | | | | |
| ene-oct23 | 1.019.610 | 339.499 | 188.850 | 491.261 | 736.425 | 558.095 | 261 | 67.447 | 108.145 | 2.477 | 1.756.035 |
| ene-oct24 | 1.147.428 | 373.410 | 223.849 | 550.169 | 798.454 | 590.867 | 288 | 56.335 | 150.050 | 934 | 1.945.882 |
| Dif, 24-23 | 127.818 | 33.911 | 34.999 | 58.908 | 62.029 | 32.772 | 27 | -11.112 | 41.905 | -1.543 | 189.847 |
| Dif, % | 12,5% | 10,0% | 18,5% | 12,0% | 8,4% | 5,9% | 10% | -16,5% | 38,7% | -62,3% | 10,8% |



Tráfico de cruceristas en Canarias

Desglose anual por puertos



Fuentes: Autoridades portuarias de Las Palmas y Santa Cruz de Tenerife.