

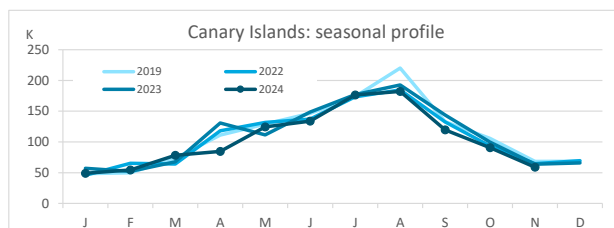
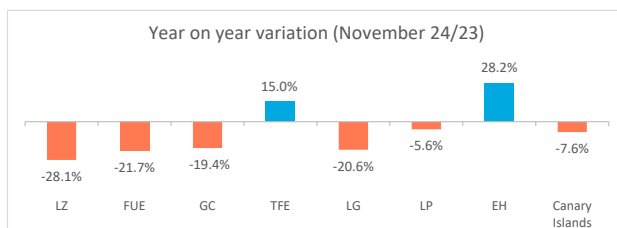
Domestic tourism

November 2024



Canary Islands residents staying in tourist accommodation by island of stay

	Lanzarote	Fuerteventura	Gran Canaria	Tenerife	La Gomera	La Palma	El Hierro	Canary Islands
November 2023	8,582	6,533	20,987	21,919	2,269	2,150	1,243	63,683
November 2024	6,174	5,118	16,925	25,199	1,801	2,029	1,594	58,840
% residents in the island	23.6%	23.1%	62.1%	50.1%	0.9%	22.0%	2.5%	100%
Change, 24-23	-2,408	-1,415	-4,062	3,280	-468	-121	351	-4,843
Change, % 24-23	-28.1%	-21.7%	-19.4%	15.0%	-20.6%	-5.6%	28.2%	-7.6%



Canary Islands residents staying in tourist accommodation by island of residence and island of stay

		ISLAND OF STAY								
		Lanzarote	Fuerteventura	Gran Canaria	Tenerife	La Gomera	La Palma	El Hierro		CANARY ISLANDS
ISLAND OF RESIDENCE	Lanzarote	1,454	569	2,226	757	31	20	21		5,078
	Fuerteventura	357	1,182	756	743	0	4	86		3,128
	Gran Canaria	1,422	2,648	10,508	4,236	123	439	237		19,613
	Tenerife	2,648	354	2,643	12,633	1,443	727	873		21,321
	La Gomera	0	16	93	279	16	316	201		921
	La Palma	242	349	643	6,443	53	447	136		8,313
	El Hierro	51	0	56	108	135	76	40		466
	CANARY ISLANDS	6,174	5,118	16,925	25,199	1,801	2,029	1,594		58,840

Year on year variation: November 2024/2023

		ISLAND OF STAY								
		Lanzarote	Fuerteventura	Gran Canaria	Tenerife	La Gomera	La Palma	El Hierro		CANARY ISLANDS
ISLAND OF RESIDENCE	Lanzarote	-31.7%	67.8%	-51.1%	-19.8%	1450.0%	5.3%	425.0%		-36.4%
	Fuerteventura	4.7%	-39.1%	-27.1%	230.2%	-100.0%	-77.8%	-		-12.4%
	Gran Canaria	-36.3%	25.7%	43.6%	4.0%	-47.9%	-27.6%	-26.4%		16.1%
	Tenerife	-27.3%	-47.9%	-52.9%	16.3%	-19.9%	15.8%	1.0%		-11.5%
	La Gomera	-	-	-26.2%	-43.8%	-92.3%	338.9%	310.2%		-3.2%
	La Palma	18.6%	-60.1%	-64.7%	49.8%	381.8%	-41.3%	3300.0%		4.3%
	El Hierro	41.7%	-100.0%	-89.3%	-89.4%	-	65.2%	-		-79.0%
	CANARY ISLANDS	-28.1%	-21.7%	-19.4%	15.0%	-20.6%	-5.6%	28.2%		-7.6%

Canary Islands residents travelling to other islands (residents of each island are excluded)

	Lanzarote	Fuerteventura	Gran Canaria	Tenerife	La Gomera	La Palma	El Hierro	Canary Islands
Outbound tourism	3,624	1,946	9,105	8,688	905	7,866	426	32,560
Year on year variation (%)	-38.2%	19.3%	-4.9%	-34.3%	21.8%	9.1%	-80.8%	-19.5%
Inbound tourism	4,720	3,936	6,417	12,566	1,785	1,582	1,554	32,560
Year on year variation (%)	-26.9%	-14.3%	-53.1%	13.7%	-13.4%	13.9%	25.0%	-19.5%
Net balance	1,096	1,990	-2,688	3,878	880	-6,284	1,128	0

Distribution by island of residence

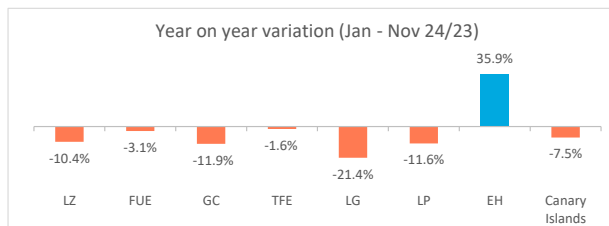
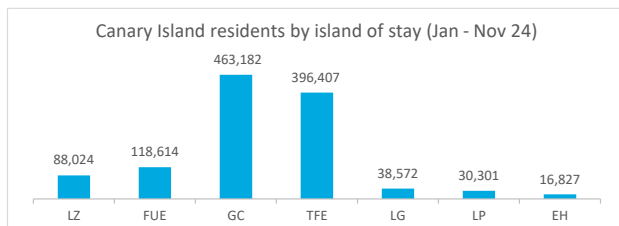
		ISLAND OF STAY								
		Lanzarote	Fuerteventura	Gran Canaria	Tenerife	La Gomera	La Palma	El Hierro		CANARY ISLANDS
ISLAND OF RESIDENCE	Lanzarote	23.6%	11.1%	13.2%	3.0%	1.7%	1.0%	1.3%		8.6%
	Fuerteventura	5.8%	23.1%	4.5%	2.9%	0.0%	0.2%	5.4%		5.3%
	Gran Canaria	23.0%	51.7%	62.1%	16.8%	6.8%	21.6%	14.9%		33.3%
	Tenerife	42.9%	6.9%	15.6%	50.1%	80.1%	35.8%	54.8%		36.2%
	La Gomera	0.0%	0.3%	0.5%	1.1%	0.9%	15.6%	12.6%		1.6%
	La Palma	3.9%	6.8%	3.8%	25.6%	2.9%	22.0%	8.5%		14.1%
	El Hierro	0.8%	0.0%	0.3%	0.4%	7.5%	3.7%	2.5%		0.8%
	CANARY ISLANDS	100%	100%	100%	100%	100%	100%	100%		100%

Distribution by island of stay

		ISLAND OF STAY								
		Lanzarote	Fuerteventura	Gran Canaria	Tenerife	La Gomera	La Palma	El Hierro		CANARY ISLANDS
ISLAND OF RESIDENCE	Lanzarote	28.6%	11.2%	43.8%	14.9%	0.6%	0.4%	0.4%		100%
	Fuerteventura	11.4%	37.8%	24.2%	23.8%	0.0%	0.1%	2.7%		100%
	Gran Canaria	7.3%	13.5%	53.6%	21.6%	0.6%	2.2%	1.2%		100%
	Tenerife	12.4%	1.7%	12.4%	59.3%	6.8%	3.4%	4.1%		100%
	La Gomera	0.0%	1.7%	10.1%	30.3%	1.7%	34.3%	21.8%		100%
	La Palma	2.9%	4.2%	7.7%	77.5%	0.6%	5.4%	1.6%		100%
	El Hierro	10.9%	0.0%	12.0%	23.2%	29.0%	16.3%	8.6%		100%
	CANARY ISLANDS	10.5%	8.7%	28.8%	42.8%	3.1%	3.4%	2.7%		100%

Canary Islands residents staying in tourist accommodation by island of stay

	Lanzarote	Fuerteventura	Gran Canaria	Tenerife	La Gomera	La Palma	El Hierro	Canary Islands
Jan-Nov 2023	98,202	122,375	525,572	402,907	49,043	34,267	12,384	1,244,750
Jan-Nov 2024	88,024	118,614	463,182	396,407	38,572	30,301	16,827	1,151,927
% tourist of the island	18.4%	21.8%	55.2%	51.0%	4.1%	31.7%	2.1%	100%
Change, 24-23	-10,178	-3,761	-62,390	-6,500	-10,471	-3,966	4,443	-92,823
Change, % 24-23	-10.4%	-3.1%	-11.9%	-1.6%	-21.4%	-11.6%	35.9%	-7.5%



Canary Islands residents staying in tourist accommodation by island of residence and island of stay

ISLAND OF RESIDENCE	ISLAND OF STAY								CANARY ISLANDS
	Lanzarote	Fuerteventura	Gran Canaria	Tenerife	La Gomera	La Palma	El Hierro		
Lanzarote	16,197	10,371	72,515	13,675	177	446	524		113,905
Fuerteventura	9,875	25,867	32,475	9,524	94	366	885		79,086
Gran Canaria	22,824	40,603	255,693	42,036	3,824	7,607	3,281		375,868
Tenerife	34,468	15,996	66,699	202,357	29,520	8,751	9,490		367,281
La Gomera	363	1,282	1,931	15,764	1,564	2,551	1,348		24,803
La Palma	4,028	21,314	28,914	97,006	926	9,593	948		162,729
El Hierro	269	3,181	4,955	16,045	2,467	987	351		28,255
CANARY ISLANDS	88,024	118,614	463,182	396,407	38,572	30,301	16,827		1,151,927

Year on year variation: January - November 2024/2023

ISLAND OF RESIDENCE	ISLAND OF STAY								CANARY ISLANDS
	Lanzarote	Fuerteventura	Gran Canaria	Tenerife	La Gomera	La Palma	El Hierro		
Lanzarote	-19.6%	0.4%	17.7%	32.1%	101.1%	-53.7%	32.0%		9.6%
Fuerteventura	-11.4%	-7.6%	0.8%	102.5%	-38.2%	-37.1%	560.4%		2.8%
Gran Canaria	-9.5%	-14.0%	-22.3%	-28.3%	-38.7%	-10.4%	9.7%		-21.3%
Tenerife	1.9%	42.2%	-8.2%	-13.0%	-27.1%	0.9%	50.9%		-9.5%
La Gomera	-44.0%	3187.2%	-74.2%	15.7%	12.5%	296.7%	102.1%		1.2%
La Palma	-31.2%	21.5%	59.7%	51.6%	46.5%	-30.3%	-45.2%		33.8%
El Hierro	-80.6%	-60.3%	8.9%	-15.9%	4153.4%	-15.1%	98.3%		-17.9%
CANARY ISLANDS	-10.4%	-3.1%	-11.9%	-1.6%	-21.4%	-11.6%	35.9%		-7.5%

Canary Islands residents travelling to other islands (residents of each island are excluded)

	Lanzarote	Fuerteventura	Gran Canaria	Tenerife	La Gomera	La Palma	El Hierro	Canary Islands
Outbound tourism	97,708	53,219	120,175	164,924	23,239	153,136	27,904	640,305
Year on year variation (%)	-16.7%	8.7%	-19.2%	-4.8%	0.6%	42.0%	-18.5%	3.3%
Inbound tourism	71,827	92,747	207,489	194,050	37,008	20,708	16,476	640,305
Year on year variation (%)	-8.0%	-1.7%	5.5%	13.9%	-22.3%	1.0%	35.0%	3.3%
Net balance	-25,881	39,528	87,314	29,126	13,769	-132,428	-11,428	0

Distribution by island of residence

ISLAND OF RESIDENCE	ISLAND OF STAY								CANARY ISLANDS
	Lanzarote	Fuerteventura	Gran Canaria	Tenerife	La Gomera	La Palma	El Hierro		
Lanzarote	18.4%	8.7%	15.7%	3.4%	0.5%	1.5%	3.1%		9.9%
Fuerteventura	11.2%	21.8%	7.0%	2.4%	0.2%	1.2%	5.3%		6.9%
Gran Canaria	25.9%	34.2%	55.2%	10.6%	9.9%	25.1%	19.5%		32.6%
Tenerife	39.2%	13.5%	14.4%	51.0%	76.5%	28.9%	56.4%		31.9%
La Gomera	0.4%	1.1%	0.4%	4.0%	4.1%	8.4%	8.0%		2.2%
La Palma	4.6%	18.0%	6.2%	24.5%	2.4%	31.7%	5.6%		14.1%
El Hierro	0.3%	2.7%	1.1%	4.0%	6.4%	3.3%	2.1%		2.5%
CANARY ISLANDS	100%	100%	100%	100%	100%	100%	100%		100%

Distribution by island of stay

ISLAND OF RESIDENCE	ISLAND OF STAY								CANARY ISLANDS
	Lanzarote	Fuerteventura	Gran Canaria	Tenerife	La Gomera	La Palma	El Hierro		
Lanzarote	14.2%	9.1%	63.7%	12.0%	0.2%	0.4%	0.5%		100%
Fuerteventura	12.5%	32.7%	41.1%	12.0%	0.1%	0.5%	1.1%		100%
Gran Canaria	6.1%	10.8%	68.0%	11.2%	1.0%	2.0%	0.9%		100%
Tenerife	9.4%	4.4%	18.2%	55.1%	8.0%	2.4%	2.6%		100%
La Gomera	1.5%	5.2%	7.8%	63.6%	6.3%	10.3%	5.4%		100%
La Palma	2.5%	13.1%	17.8%	59.6%	0.6%	5.9%	0.6%		100%
El Hierro	1.0%	11.3%	17.5%	56.8%	8.7%	3.5%	1.2%		100%
CANARY ISLANDS	7.6%	10.3%	40.2%	34.4%	3.3%	2.6%	1.5%		100%