

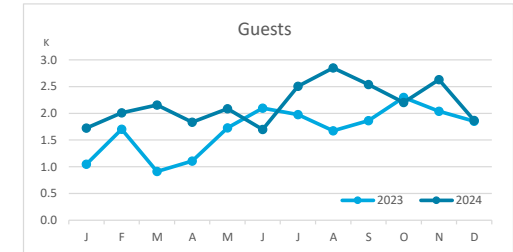
# Main tourist accommodation indicators

## EL HIERRO (January - December 2024)



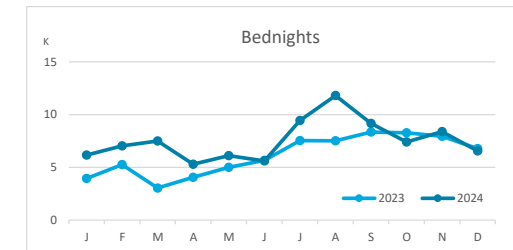
### GUESTS BY ACCOMMODATION TYPE (\*)

	Breakdown by accommodation type											
	TOTAL				Hotels				Apartments			
	Abroad	Mainland	Canary Islands	Total	Abroad	Mainland	Canary Islands	Total	Abroad	Mainland	Canary Islands	Total
Jan - Dec 23	3,201	3,333	13,758	<b>20,292</b>	2,579	2,629	8,152	<b>13,360</b>	622	704	5,606	<b>6,932</b>
Jan - Dec 24	4,102	4,131	17,867	<b>26,100</b>	3,639	3,670	10,455	<b>17,764</b>	463	461	7,412	<b>8,336</b>
Change	901	798	4,109	<b>5,808</b>	1,060	1,041	2,303	<b>4,404</b>	-159	-243	1,806	<b>1,404</b>
Change, %	28.1%	23.9%	29.9%	<b>28.6%</b>	41.1%	39.6%	28.3%	<b>33.0%</b>	-25.6%	-34.5%	32.2%	<b>20.3%</b>



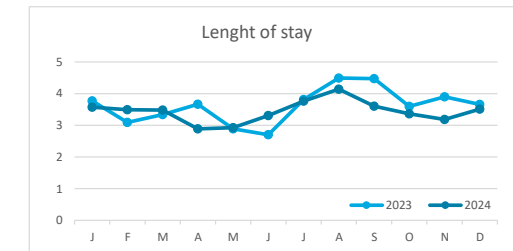
### BEDNIGHTS

	Breakdown by accommodation type											
	TOTAL				Hotels				Apartments			
	Abroad	Mainland	Canary Islands	Total	Abroad	Mainland	Canary Islands	Total	Abroad	Mainland	Canary Islands	Total
Jan - Dec 23	13,817	14,561	44,971	<b>73,349</b>	9,977	10,131	22,249	<b>42,357</b>	3,840	4,430	22,722	<b>30,992</b>
Jan - Dec 24	17,908	15,924	56,601	<b>90,433</b>	14,327	13,333	27,084	<b>54,744</b>	3,581	2,591	29,517	<b>35,689</b>
Change	4,091	1,363	11,630	<b>17,084</b>	4,350	3,202	4,835	<b>12,387</b>	-259	-1,839	6,795	<b>4,697</b>
Change, %	29.6%	9.4%	25.9%	<b>23.3%</b>	43.6%	31.6%	21.7%	<b>29.2%</b>	-6.7%	-41.5%	29.9%	<b>15.2%</b>

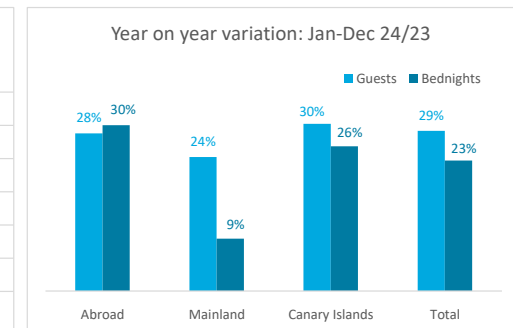
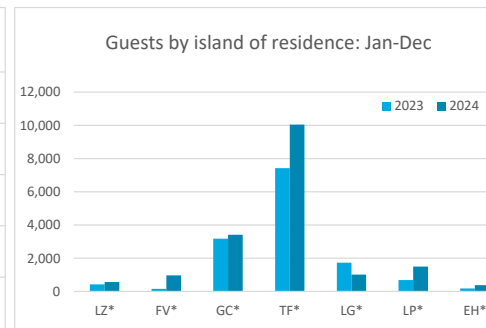
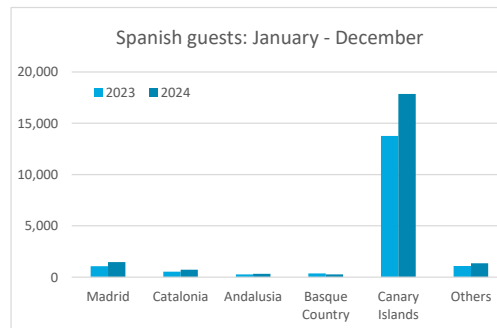
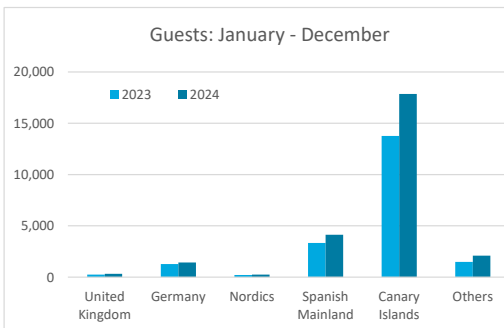


### LENGHT OF STAY

	Breakdown by accommodation type											
	TOTAL				Hotels				Apartments			
	Abroad	Mainland	Canary Islands	Total	Abroad	Mainland	Canary Islands	Total	Abroad	Mainland	Canary Islands	Total
Jan - Dec 23	4.3	4.4	3.3	<b>3.6</b>	3.9	3.9	2.7	<b>3.2</b>	6.2	6.3	4.1	<b>4.5</b>
Jan - Dec 24	4.4	3.9	3.2	<b>3.5</b>	3.9	3.6	2.6	<b>3.1</b>	7.7	5.6	4.0	<b>4.3</b>
Change	0.0	-0.5	-0.1	<b>-0.1</b>	0.1	-0.2	-0.1	<b>-0.1</b>	1.6	-0.7	-0.1	<b>-0.2</b>



### GUESTS AND BEDNIGHTS BY PLACE OF RESIDENCE



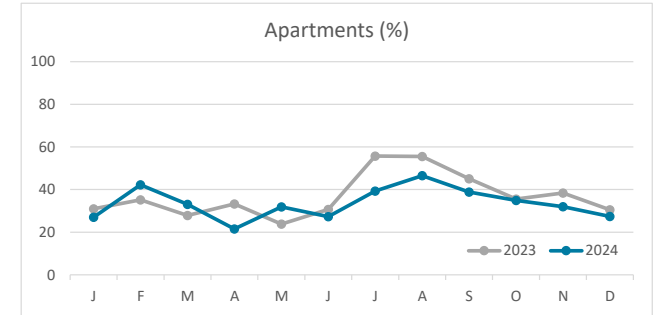
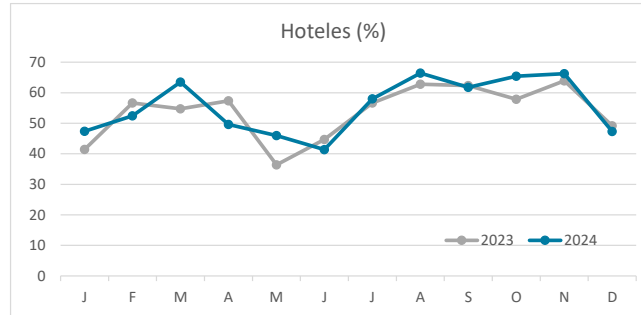
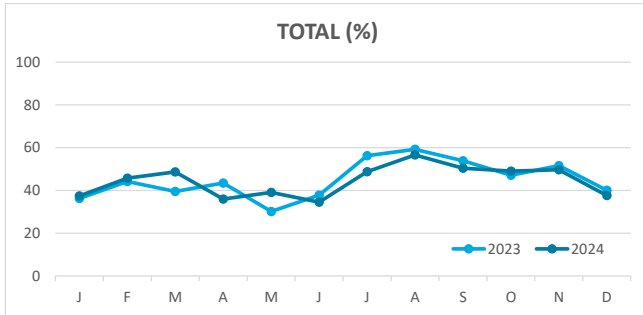
Note: LZ\* (Lanzarote), FV\* (Fuerteventura), GC\* (Gran Canaria), TF\* (Tenerife), LG\* (La Gomera), LP\* (La Palma) and EH\* (El Hierro).

# Main tourist accommodation indicators

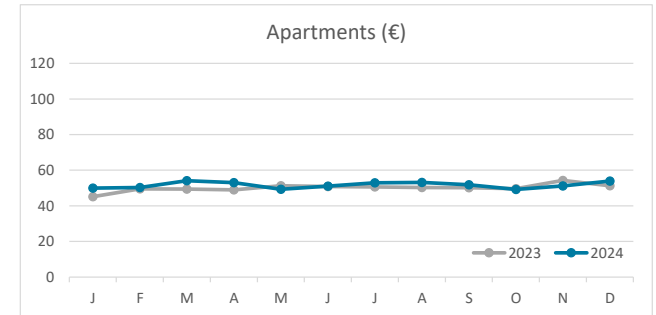
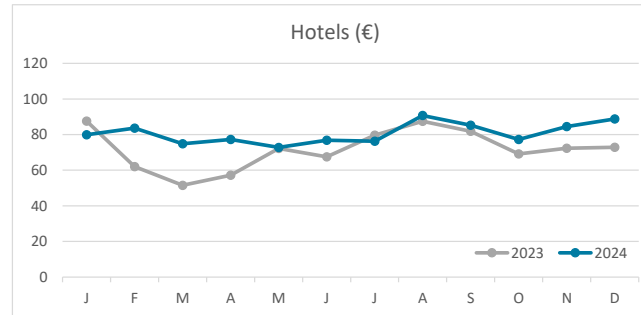
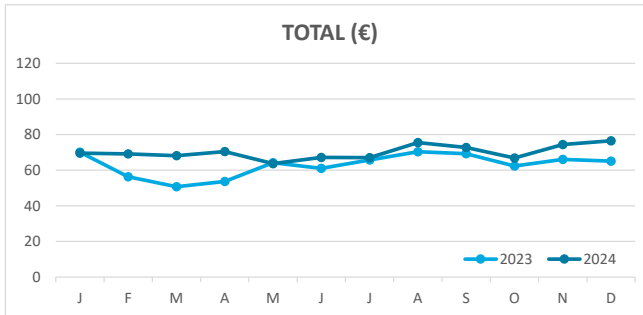
## EL HIERRO (January - December 2024)



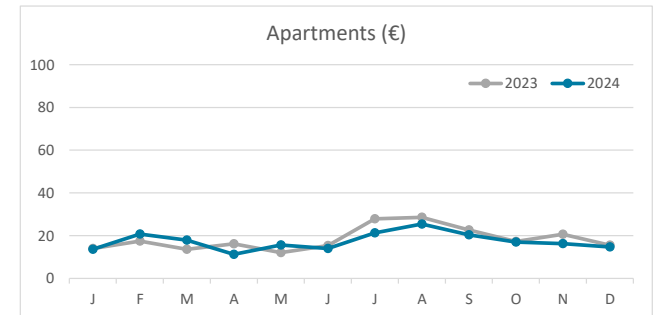
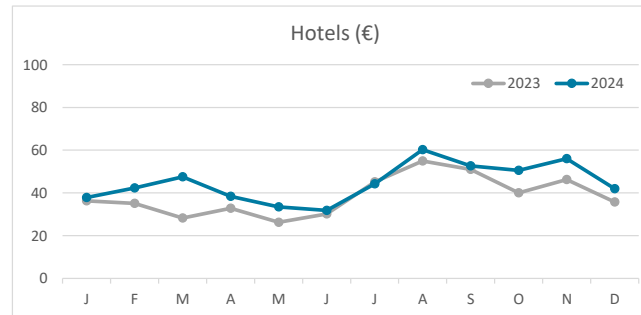
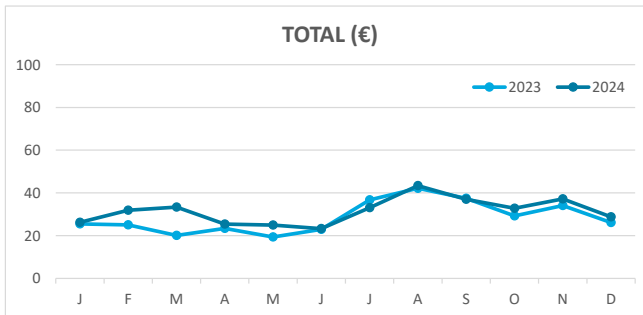
### OCCUPANCY RATE PER ROOM / APARTMENT



### ADR (Average Daily Rate)



### REVPAR (Revenue Per Available Room)



Note: "Guests indicator" refers to number of guests checking in as new arrivals.  
 Source: Encuestas de Alojamiento Turístico (ISTAC)