

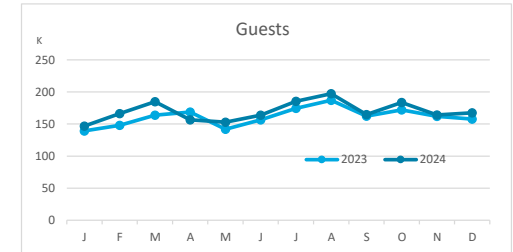
Main tourist accommodation indicators

FUERTEVENTURA (January - December 2024)



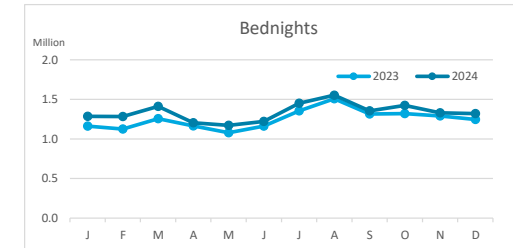
GUESTS BY ACCOMMODATION TYPE (*)

	Breakdown by accommodation type											
	TOTAL				Hotels				Apartments			
	Abroad	Mainland	Canary Islands	Total	Abroad	Mainland	Canary Islands	Total	Abroad	Mainland	Canary Islands	Total
Jan - Dec 23	1,675,972	128,783	128,845	1,933,600	1,528,162	111,055	102,734	1,741,951	147,810	17,728	26,111	191,649
Jan - Dec 24	1,769,901	139,311	124,429	2,033,641	1,581,894	118,528	96,776	1,797,198	188,007	20,783	27,653	236,443
Change	93,929	10,528	-4,416	100,041	53,732	7,473	-5,958	55,247	40,197	3,055	1,542	44,794
Change, %	5.6%	8.2%	-3.4%	5.2%	3.5%	6.7%	-5.8%	3.2%	27.2%	17.2%	5.9%	23.4%



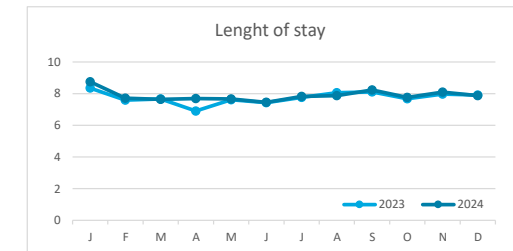
BEDNIGHTS

	Breakdown by accommodation type											
	TOTAL				Hotels				Apartments			
	Abroad	Mainland	Canary Islands	Total	Abroad	Mainland	Canary Islands	Total	Abroad	Mainland	Canary Islands	Total
Jan - Dec 23	13,681,120	660,848	645,370	14,987,338	12,233,957	563,839	513,338	13,311,134	1,447,163	97,009	132,032	1,676,204
Jan - Dec 24	14,567,984	785,580	654,268	16,007,832	12,802,110	653,384	515,616	13,971,110	1,765,874	132,196	138,652	2,036,722
Change	886,864	124,732	8,898	1,020,494	568,153	89,545	2,278	659,976	318,711	35,187	6,620	360,518
Change, %	6.5%	18.9%	1.4%	6.8%	4.6%	15.9%	0.4%	5.0%	22.0%	36.3%	5.0%	21.5%

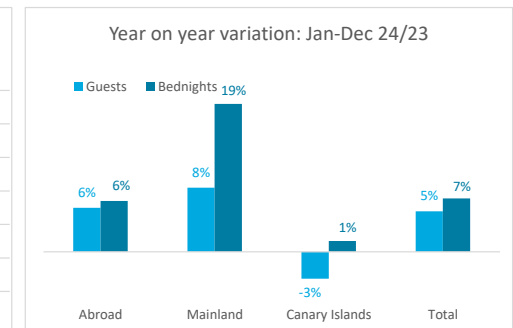
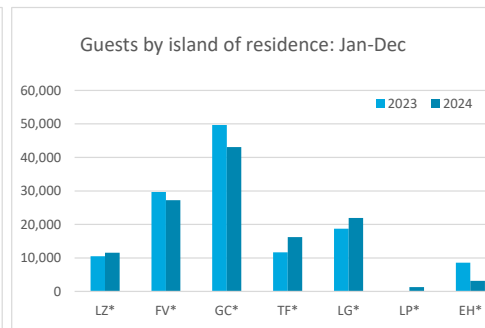
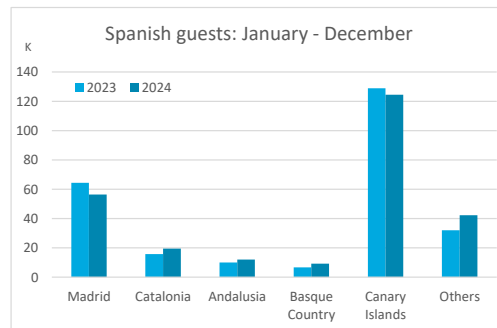
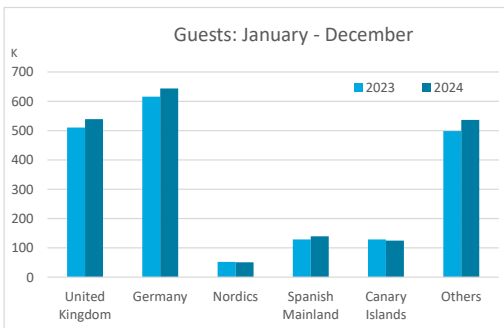


LENGHT OF STAY

	Breakdown by accommodation type											
	TOTAL				Hotels				Apartments			
	Abroad	Mainland	Canary Islands	Total	Abroad	Mainland	Canary Islands	Total	Abroad	Mainland	Canary Islands	Total
Jan - Dec 23	8.2	5.1	5.0	7.8	8.0	5.1	5.0	7.6	9.8	5.5	5.1	8.7
Jan - Dec 24	8.2	5.6	5.3	7.9	8.1	5.5	5.3	7.8	9.4	6.4	5.0	8.6
Change	0.1	0.5	0.2	0.1	0.1	0.4	0.3	0.1	-0.4	0.9	0.0	-0.1



GUESTS AND BEDNIGHTS BY PLACE OF RESIDENCE



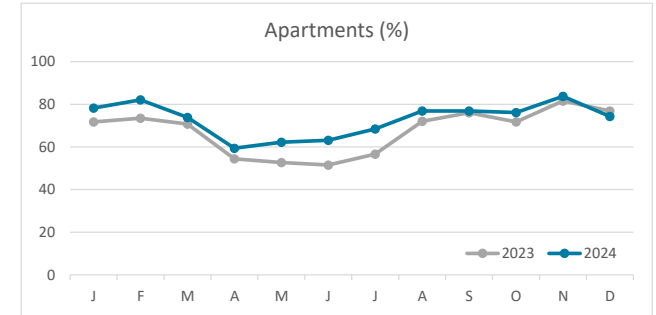
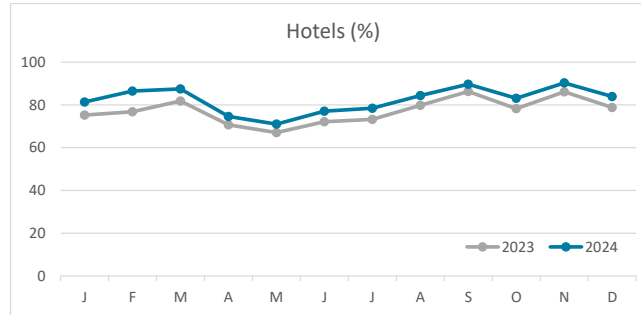
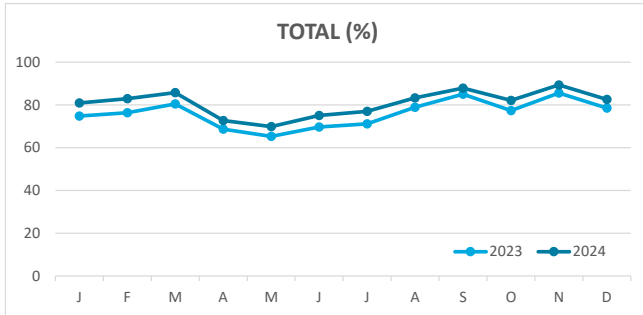
Note: LZ* (Lanzarote), FV* (Fuerteventura), GC* (Gran Canaria), TF* (Tenerife), LG* (La Gomera), LP* (La Palma) and EH* (El Hierro).

Main tourist accommodation indicators

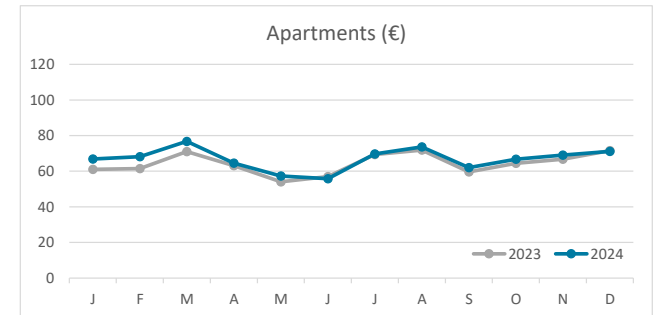
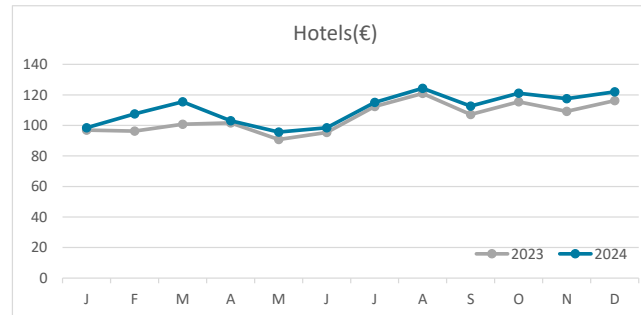
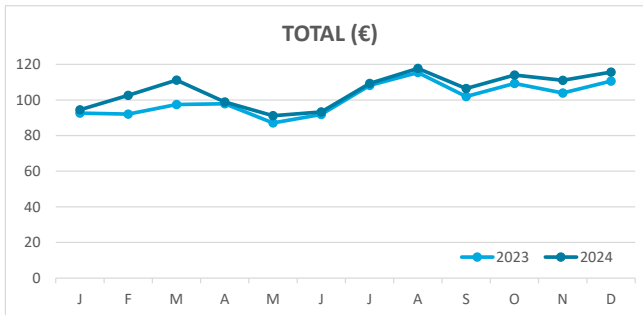
FUERTEVENTURA (January - December 2024)



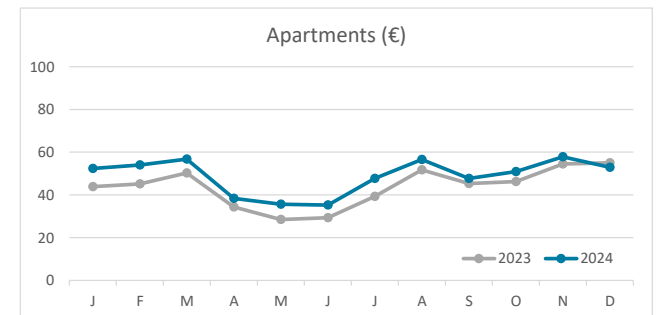
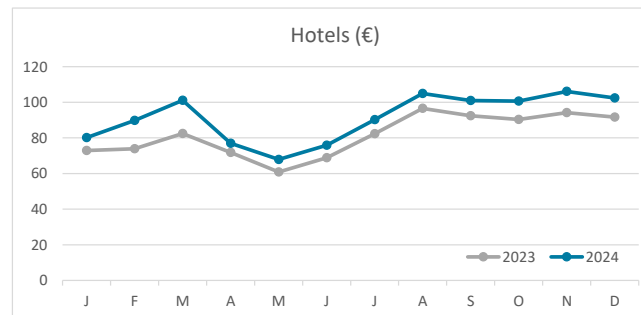
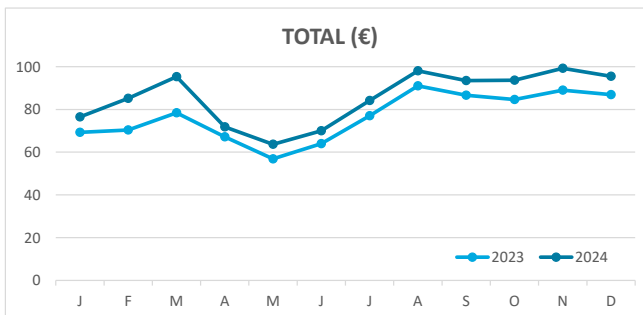
OCCUPANCY RATE PER ROOM / APARTMENT



ADR (Average Daily Rate)



REVPAR (Revenue Per Available Room)



Note: "Guests indicator" refers to number of guests checking in as new arrivals.
 Source: Encuestas de Alojamiento Turístico (ISTAC)