

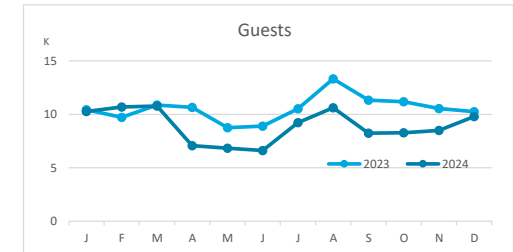
# Main tourist accommodation indicators

## LA GOMERA (January - December 2024)



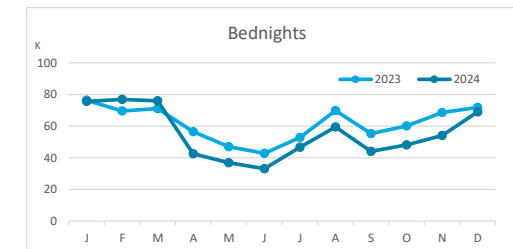
### GUESTS BY ACCOMMODATION TYPE (\*)

	Breakdown by accommodation type											
	TOTAL				Hotels				Apartments			
	Abroad	Mainland	Canary Islands	Total	Abroad	Mainland	Canary Islands	Total	Abroad	Mainland	Canary Islands	Total
Jan - Dec 23	69,601	5,152	51,655	126,408	45,748	3,895	35,936	85,579	23,853	1,257	15,719	40,829
Jan - Dec 24	62,067	4,464	40,370	106,901	35,878	2,713	21,471	60,062	26,189	1,751	18,899	46,839
Change	-7,534	-688	-11,285	-19,507	-9,870	-1,182	-14,465	-25,517	2,336	494	3,180	6,010
Change, %	-10.8%	-13.4%	-21.8%	-15.4%	-21.6%	-30.3%	-40.3%	-29.8%	9.8%	39.3%	20.2%	14.7%



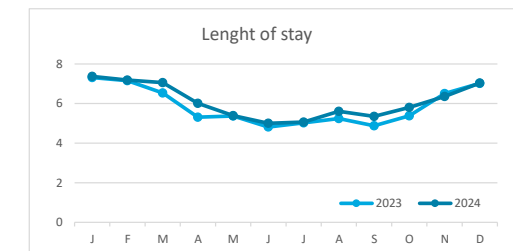
### BEDNIGHTS

	Breakdown by accommodation type											
	TOTAL				Hotels				Apartments			
	Abroad	Mainland	Canary Islands	Total	Abroad	Mainland	Canary Islands	Total	Abroad	Mainland	Canary Islands	Total
Jan - Dec 23	551,818	17,924	172,087	741,829	299,754	13,604	94,832	408,190	252,064	4,320	77,255	333,639
Jan - Dec 24	506,362	18,571	137,426	662,359	226,902	9,187	49,449	285,538	279,460	9,384	87,977	376,821
Change	-45,456	647	-34,661	-79,470	-72,852	-4,417	-45,383	-122,652	27,396	5,064	10,722	43,182
Change, %	-8.2%	3.6%	-20.1%	-10.7%	-24.3%	-32.5%	-47.9%	-30.0%	10.9%	117.2%	13.9%	12.9%

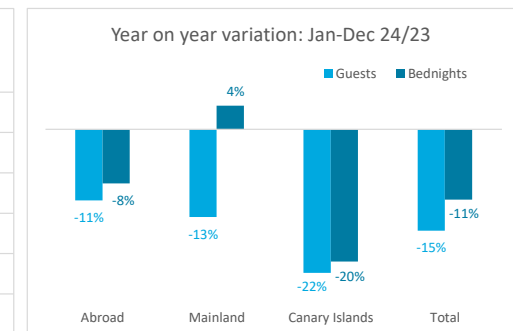
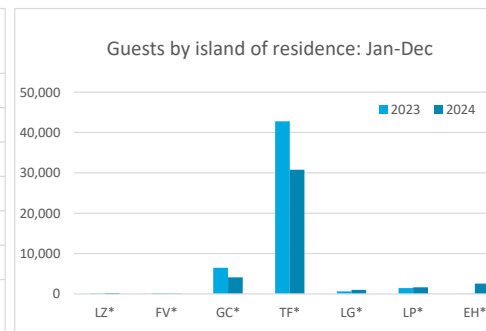
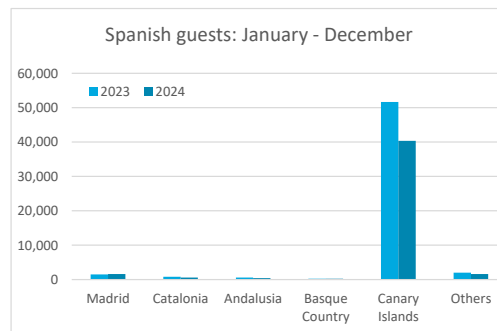
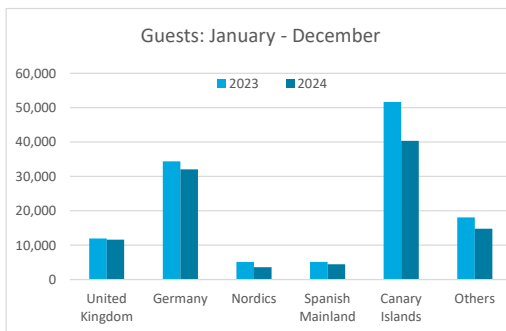


### LENGHT OF STAY

	Breakdown by accommodation type											
	TOTAL				Hotels				Apartments			
	Abroad	Mainland	Canary Islands	Total	Abroad	Mainland	Canary Islands	Total	Abroad	Mainland	Canary Islands	Total
Jan - Dec 23	7.9	3.5	3.3	5.9	6.6	3.5	2.6	4.8	10.6	3.4	4.9	8.2
Jan - Dec 24	8.2	4.2	3.4	6.2	6.3	3.4	2.3	4.8	10.7	5.4	4.7	8.0
Change	0.2	0.7	0.1	0.3	-0.2	-0.1	-0.3	0.0	0.1	1.9	-0.3	-0.1



### GUESTS AND BEDNIGHTS BY PLACE OF RESIDENCE



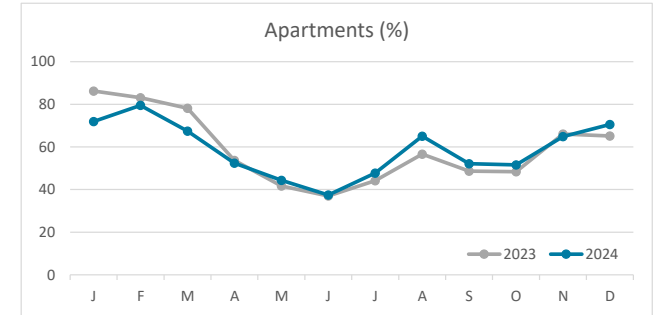
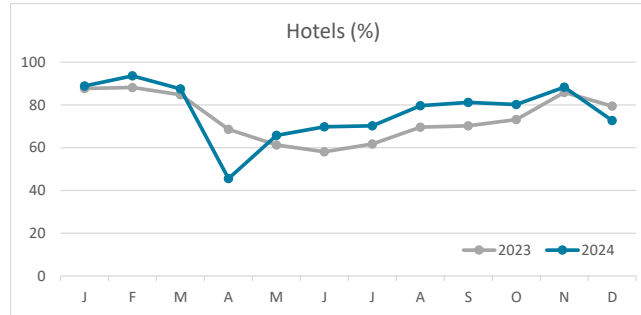
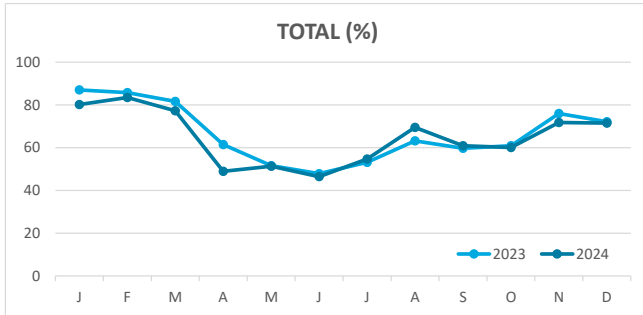
Note: LZ\* (Lanzarote), FV\* (Fuerteventura), GC\* (Gran Canaria), TF\* (Tenerife), LG\* (La Gomera), LP\* (La Palma) and EH\* (El Hierro).

# Main tourist accommodation indicators

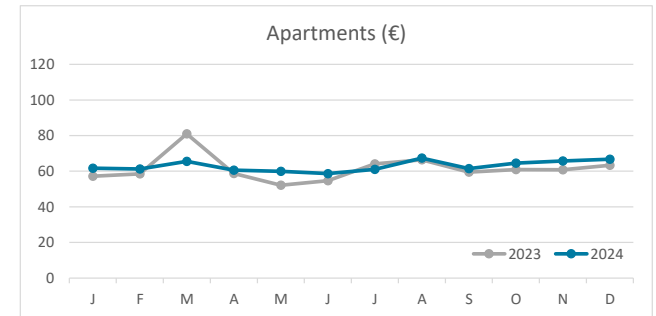
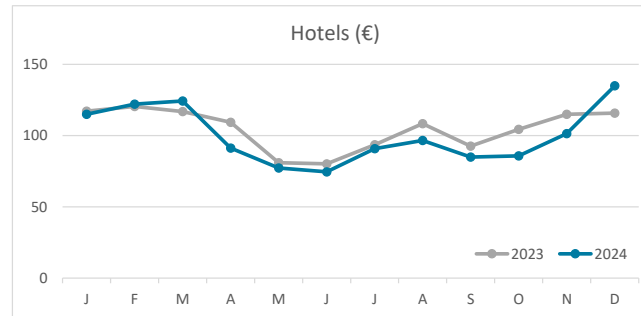
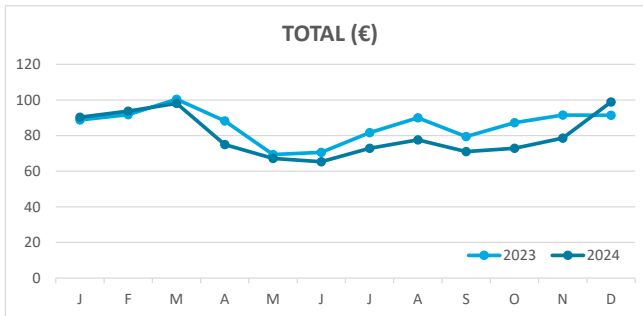
## LA GOMERA (January - December 2024)



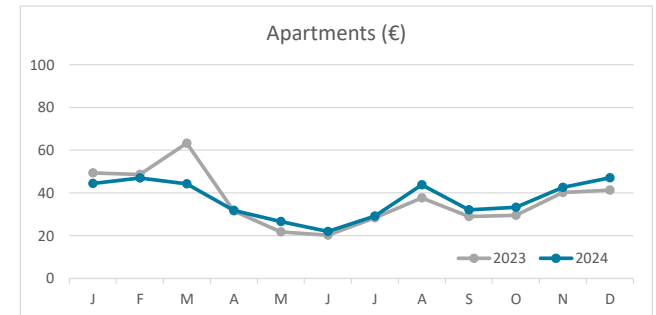
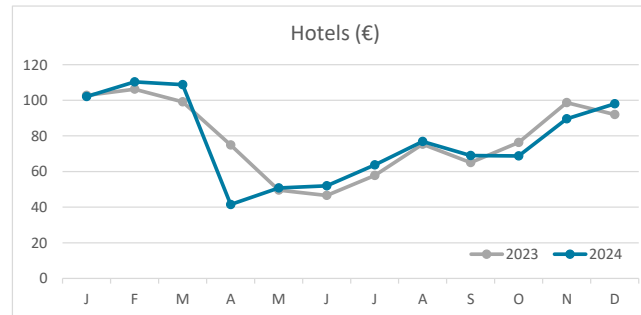
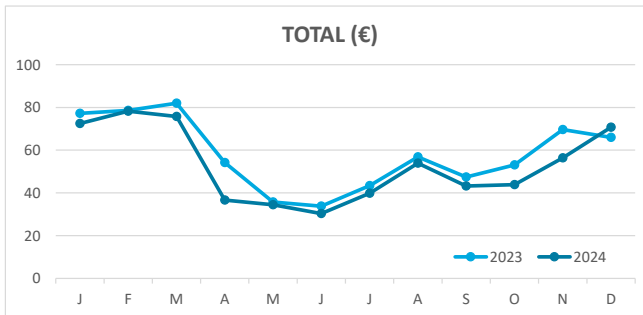
### OCCUPANCY RATE PER ROOM / APARTMENT



### ADR (Average Daily Rate)



### REVPAR (Revenue Per Available Room)



Note: "Guests indicator" refers to number of guests checking in as new arrivals.  
 Source: Encuestas de Alojamiento Turístico (ISTAC)