

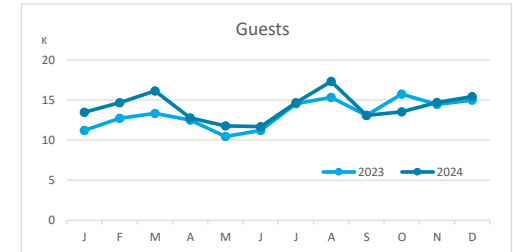
# Main tourist accommodation indicators

## LA PALMA (January - December 2024)



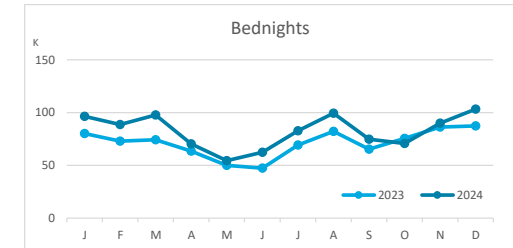
### GUESTS BY ACCOMMODATION TYPE (\*)

	Breakdown by accommodation type											
	TOTAL				Hotels				Apartments			
	Abroad	Mainland	Canary Islands	Total	Abroad	Mainland	Canary Islands	Total	Abroad	Mainland	Canary Islands	Total
Jan - Dec 23	74,564	48,540	36,356	159,460	54,196	42,476	21,026	117,698	20,368	6,064	15,330	41,762
Jan - Dec 24	92,562	43,871	32,693	169,126	66,463	38,051	18,547	123,061	26,099	5,820	14,146	46,065
Change	17,998	-4,669	-3,663	9,666	12,267	-4,425	-2,479	5,363	5,731	-244	-1,184	4,303
Change, %	24.1%	-9.6%	-10.1%	6.1%	22.6%	-10.4%	-11.8%	4.6%	28.1%	-4.0%	-7.7%	10.3%



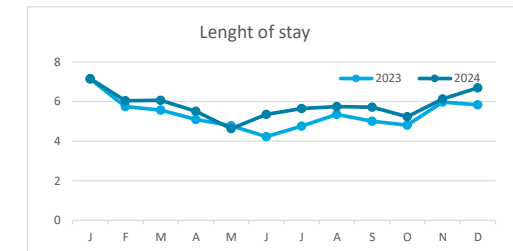
### BEDNIGHTS

	Breakdown by accommodation type											
	TOTAL				Hotels				Apartments			
	Abroad	Mainland	Canary Islands	Total	Abroad	Mainland	Canary Islands	Total	Abroad	Mainland	Canary Islands	Total
Jan - Dec 23	531,450	201,836	120,802	854,088	348,598	166,983	63,714	579,295	182,852	34,853	57,088	274,793
Jan - Dec 24	707,484	185,311	98,242	991,037	449,345	153,213	47,826	650,384	258,139	32,098	50,416	340,653
Change	176,034	-16,525	-22,560	136,949	100,747	-13,770	-15,888	71,089	75,287	-2,755	-6,672	65,860
Change, %	33.1%	-8.2%	-18.7%	16.0%	28.9%	-8.2%	-24.9%	12.3%	41.2%	-7.9%	-11.7%	24.0%

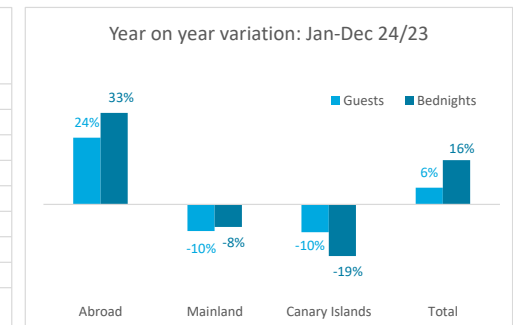
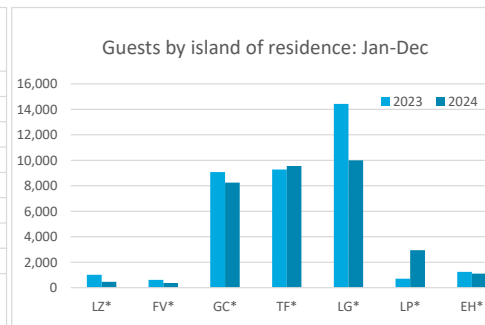
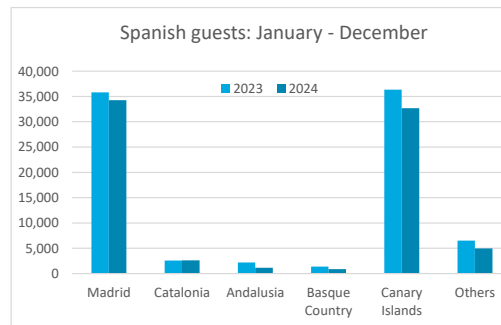
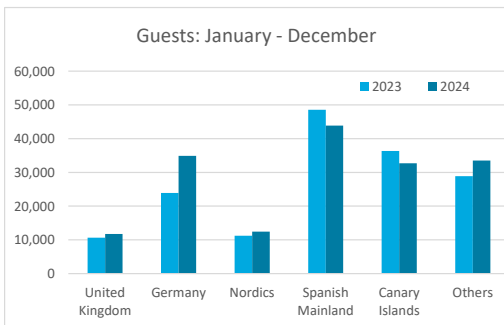


### LENGHT OF STAY

	Breakdown by accommodation type											
	TOTAL				Hotels				Apartments			
	Abroad	Mainland	Canary Islands	Total	Abroad	Mainland	Canary Islands	Total	Abroad	Mainland	Canary Islands	Total
Jan - Dec 23	7.1	4.2	3.3	5.4	6.4	3.9	3.0	4.9	9.0	5.7	3.7	6.6
Jan - Dec 24	7.6	4.2	3.0	5.9	6.8	4.0	2.6	5.3	9.9	5.5	3.6	7.4
Change	0.5	0.1	-0.3	0.5	0.3	0.1	-0.5	0.4	0.9	-0.2	-0.2	0.8



### GUESTS AND BEDNIGHTS BY PLACE OF RESIDENCE



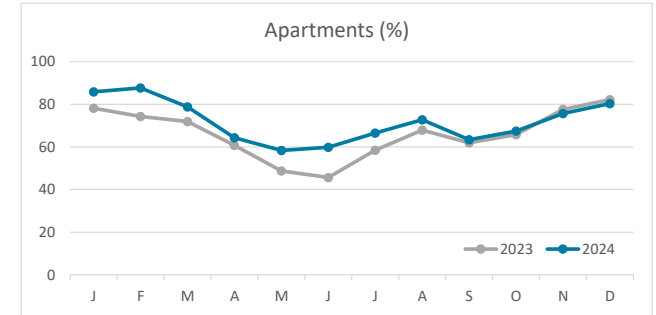
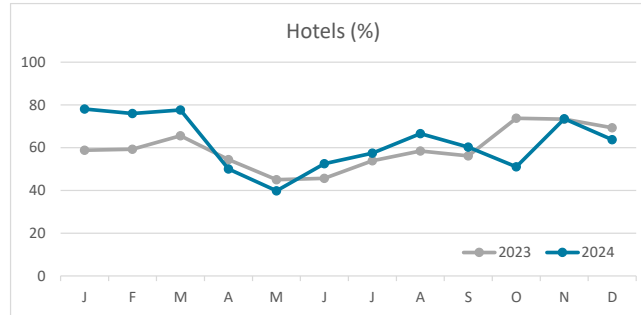
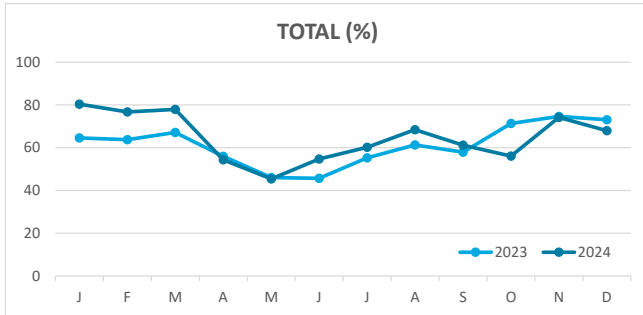
Note: LZ\* (Lanzarote), FV\* (Fuerteventura), GC\* (Gran Canaria), TF\* (Tenerife), LG\* (La Gomera), LP\* (La Palma) and EH\* (El Hierro).

# Main tourist accommodation indicators

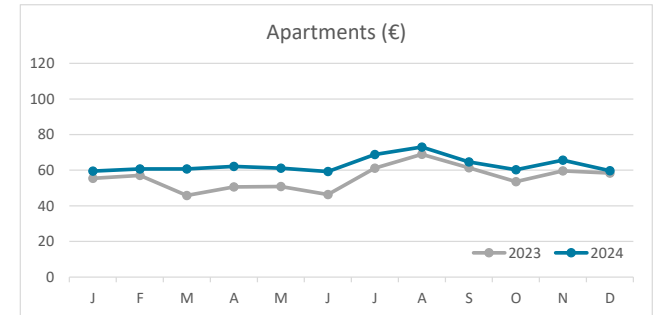
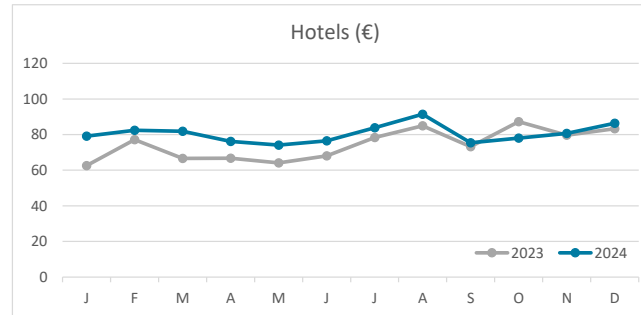
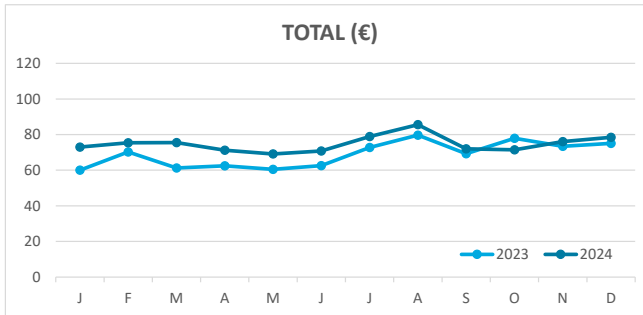
## LA PALMA (January - December 2024)



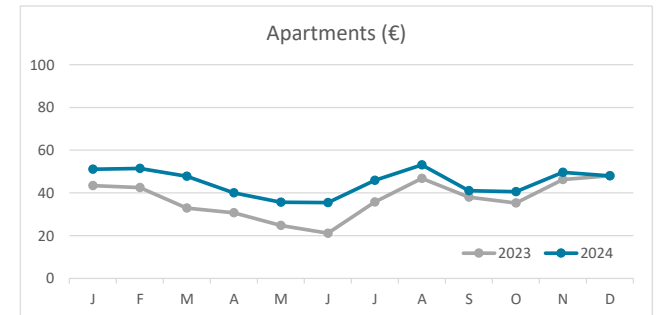
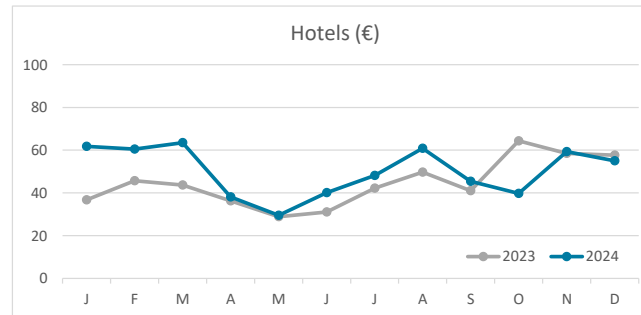
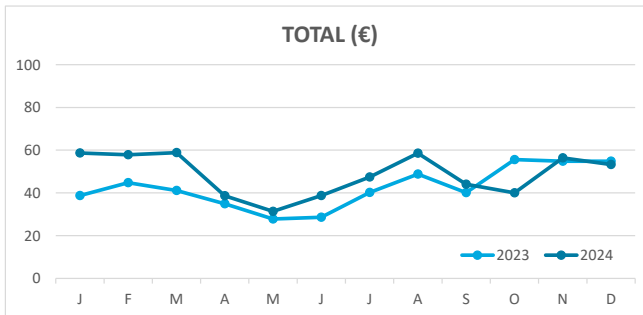
### OCCUPANCY RATE PER ROOM / APARTMENT



### ADR (Average Daily Rate)



### REVPAR (Revenue Per Available Room)



Note: "Guests indicator" refers to number of guests checking in as new arrivals.  
Source: Encuestas de Alojamiento Turístico (ISTAC)