

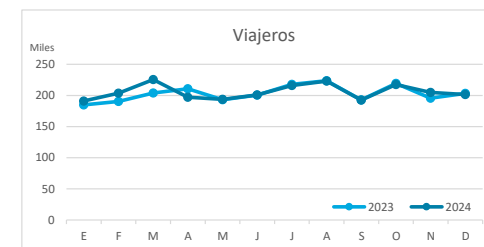
# Principales indicadores de alojamiento turístico

## LANZAROTE (hasta diciembre de 2024)



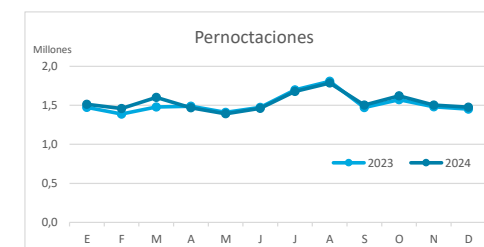
### VIAJEROS EN ALOJAMIENTO TURÍSTICO

	Detalle según tipo de alojamiento											
	TOTAL				Hotelero				Extrahotelero			
	Extranjeros	Peninsulares	Canarios	Total	Extranjeros	Peninsulares	Canarios	Total	Extranjeros	Peninsulares	Canarios	Total
ene-dic23	2.072.533	259.555	103.883	<b>2.435.971</b>	1.465.570	213.049	65.712	<b>1.744.331</b>	606.963	46.506	38.171	<b>691.640</b>
ene-dic24	2.150.158	223.630	93.424	<b>2.467.212</b>	1.511.877	185.885	65.675	<b>1.763.437</b>	638.281	37.745	27.749	<b>703.775</b>
Dif	77.625	<b>-35.925</b>	<b>-10.459</b>	<b>31.241</b>	46.307	<b>-27.164</b>	<b>-37</b>	<b>19.106</b>	31.318	<b>-8.761</b>	<b>-10.422</b>	<b>12.135</b>
Dif, %	3,7%	<b>-13,8%</b>	<b>-10,1%</b>	<b>1,3%</b>	3,2%	<b>-12,8%</b>	<b>-0,1%</b>	<b>1,1%</b>	5,2%	<b>-18,8%</b>	<b>-27,3%</b>	<b>1,8%</b>



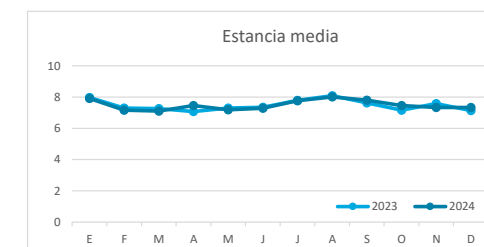
### PERNOCTACIONES

	Detalle según tipo de alojamiento											
	TOTAL				Hotelero				Extrahotelero			
	Extranjeros	Peninsulares	Canarios	Total	Extranjeros	Peninsulares	Canarios	Total	Extranjeros	Peninsulares	Canarios	Total
ene-dic23	16.359.214	1.438.446	395.278	<b>18.192.938</b>	11.046.628	1.104.126	205.418	<b>12.356.172</b>	5.312.586	334.320	189.860	<b>5.836.766</b>
ene-dic24	16.856.099	1.269.715	338.327	<b>18.464.141</b>	11.469.437	989.912	202.569	<b>12.661.918</b>	5.386.662	279.803	135.758	<b>5.802.223</b>
Dif	496.885	<b>-168.731</b>	<b>-56.951</b>	<b>271.203</b>	422.809	<b>-114.214</b>	<b>-2.849</b>	<b>305.746</b>	74.076	<b>-54.517</b>	<b>-54.102</b>	<b>-34.543</b>
Dif, %	3,0%	<b>-11,7%</b>	<b>-14,4%</b>	<b>1,5%</b>	3,8%	<b>-10,3%</b>	<b>-1,4%</b>	<b>2,5%</b>	1,4%	<b>-16,3%</b>	<b>-28,5%</b>	<b>-0,6%</b>

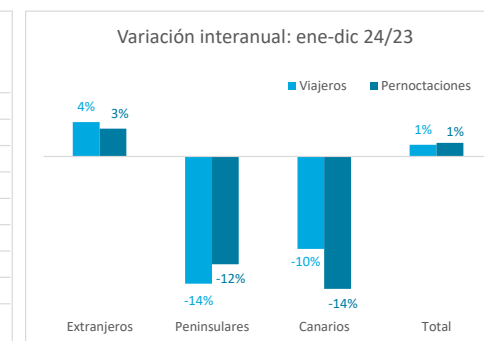
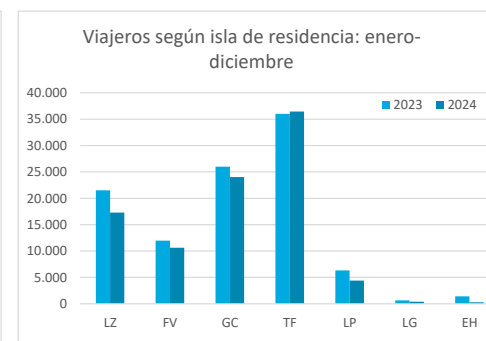
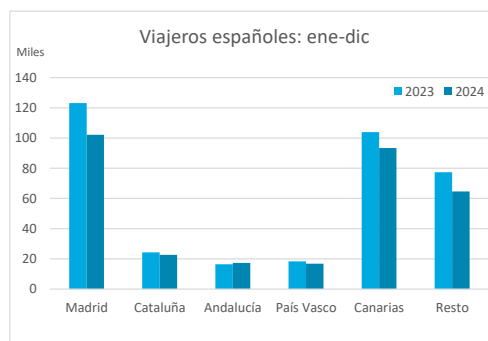
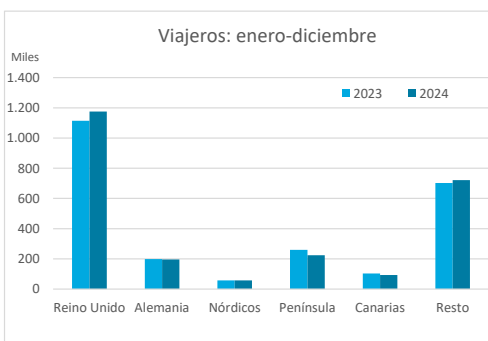


### ESTANCIA MEDIA

	Detalle según tipo de alojamiento											
	TOTAL				Hotelero				Extrahotelero			
	Extranjeros	Peninsulares	Canarios	Total	Extranjeros	Peninsulares	Canarios	Total	Extranjeros	Peninsulares	Canarios	Total
ene-dic23	7,9	5,5	3,8	<b>7,5</b>	7,5	5,2	3,1	<b>7,1</b>	8,8	7,2	5,0	<b>8,4</b>
ene-dic24	7,8	5,7	3,6	<b>7,5</b>	7,6	5,3	3,1	<b>7,2</b>	8,4	7,4	4,9	<b>8,2</b>
Dif	<b>-0,1</b>	0,1	<b>-0,2</b>	<b>0,0</b>	0,0	0,1	<b>0,0</b>	<b>0,1</b>	<b>-0,3</b>	0,2	<b>-0,1</b>	<b>-0,2</b>



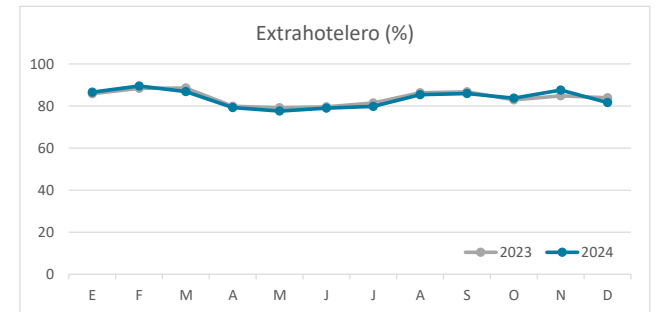
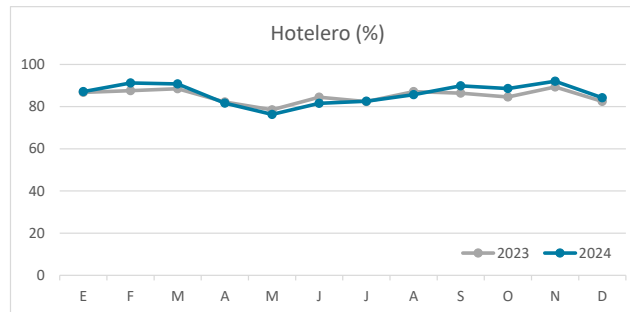
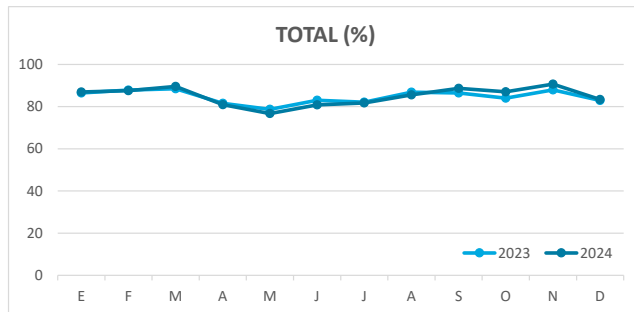
### DETALLE VIAJEROS Y PERNOCTACIONES SEGÚN LUGAR DE RESIDENCIA



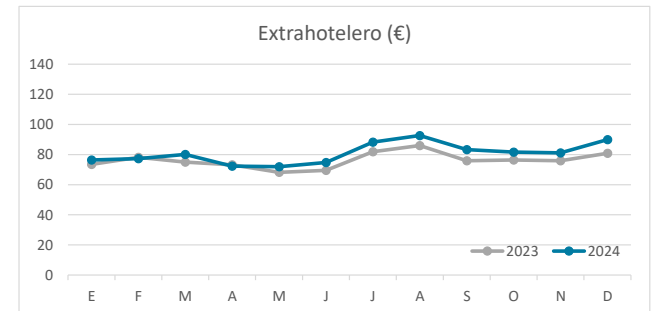
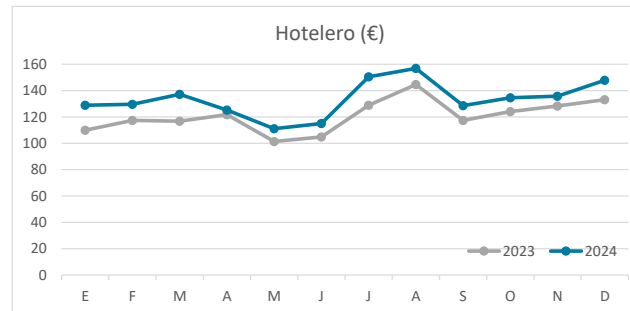
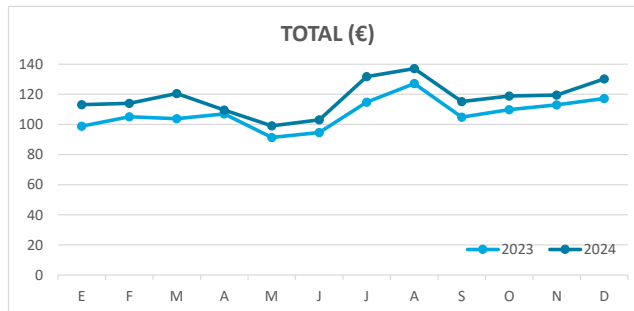
# Principales indicadores de alojamiento turístico LANZAROTE (hasta diciembre de 2024)



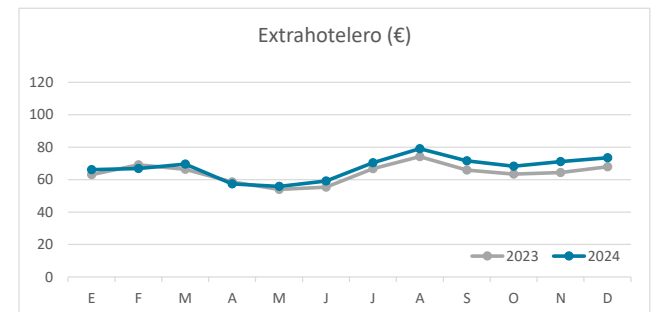
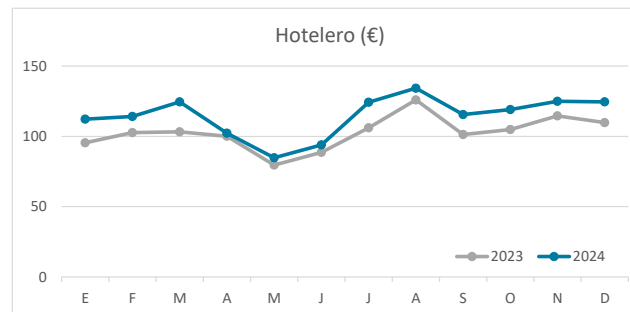
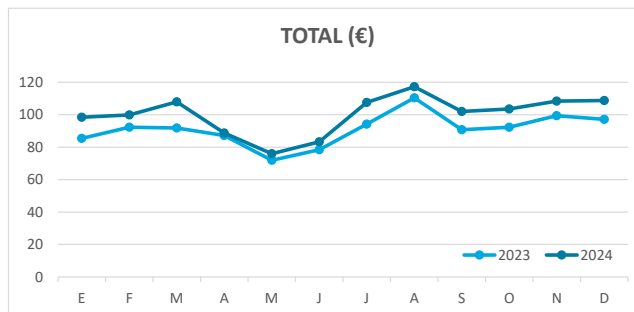
## ÍNDICE DE OCUPACIÓN POR HABITACIÓN / APARTAMENTO



## ADR (tarifa media diaria)



## REVPAR (ingreso por habitación/apartamento disponible)



Nota: el indicador de viajeros se refiere a viajeros entrados.

Fuente: Encuestas de Alojamiento Turístico (ISTAC)