

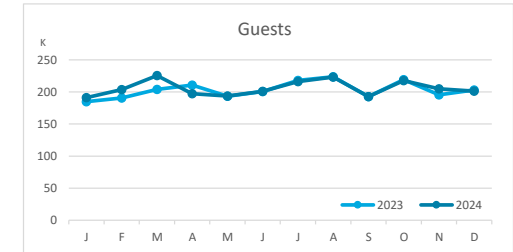
Main tourist accommodation indicators

LANZAROTE (January - December 2024)



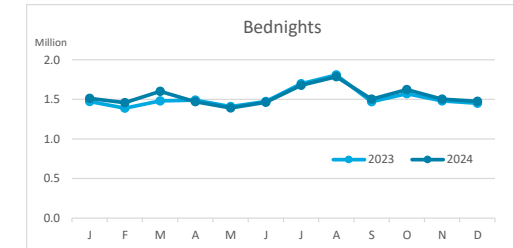
GUESTS BY ACCOMMODATION TYPE (*)

	Breakdown by accommodation type											
	TOTAL				Hotels				Apartments			
	Abroad	Mainland	Canary Islands	Total	Abroad	Mainland	Canary Islands	Total	Abroad	Mainland	Canary Islands	Total
Jan - Dec 23	2,072,533	259,555	103,883	2,435,971	1,465,570	213,049	65,712	1,744,331	606,963	46,506	38,171	691,640
Jan - Dec 24	2,150,158	223,630	93,424	2,467,212	1,511,877	185,885	65,675	1,763,437	638,281	37,745	27,749	703,775
Change	77,625	-35,925	-10,459	31,241	46,307	-27,164	-37	19,106	31,318	-8,761	-10,422	12,135
Change, %	3.7%	-13.8%	-10.1%	1.3%	3.2%	-12.8%	-0.1%	1.1%	5.2%	-18.8%	-27.3%	1.8%



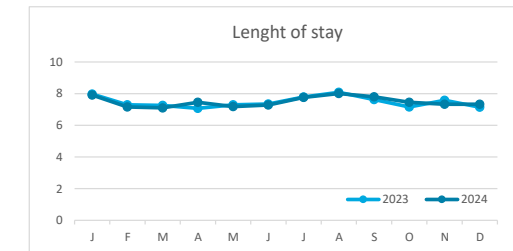
BEDNIGHTS

	Breakdown by accommodation type											
	TOTAL				Hotels				Apartments			
	Abroad	Mainland	Canary Islands	Total	Abroad	Mainland	Canary Islands	Total	Abroad	Mainland	Canary Islands	Total
Jan - Dec 23	16,359,214	1,438,446	395,278	18,192,938	11,046,628	1,104,126	205,418	12,356,172	5,312,586	334,320	189,860	5,836,766
Jan - Dec 24	16,856,099	1,269,715	338,327	18,464,141	11,469,437	989,912	202,569	12,661,918	5,386,662	279,803	135,758	5,802,223
Change	496,885	-168,731	-56,951	271,203	422,809	-114,214	-2,849	305,746	74,076	-54,517	-54,102	-34,543
Change, %	3.0%	-11.7%	-14.4%	1.5%	3.8%	-10.3%	-1.4%	2.5%	1.4%	-16.3%	-28.5%	-0.6%

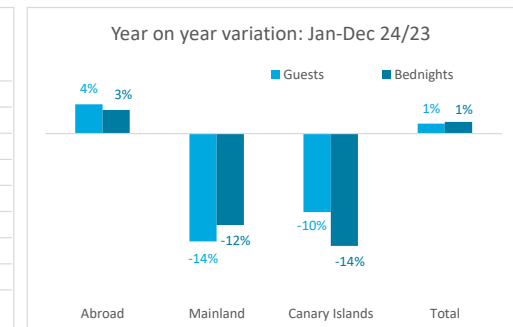
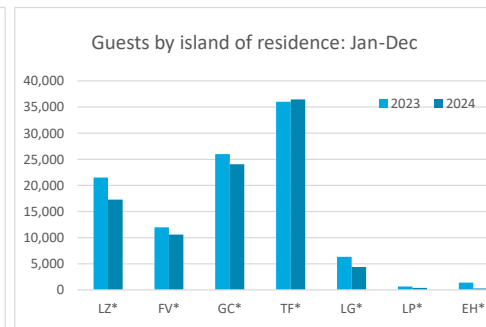
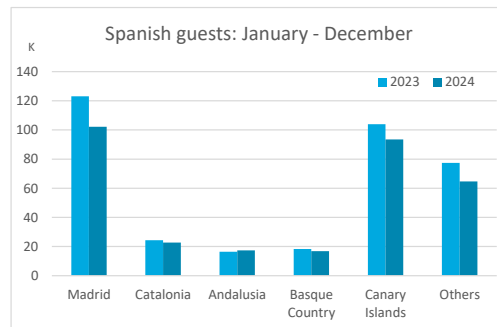
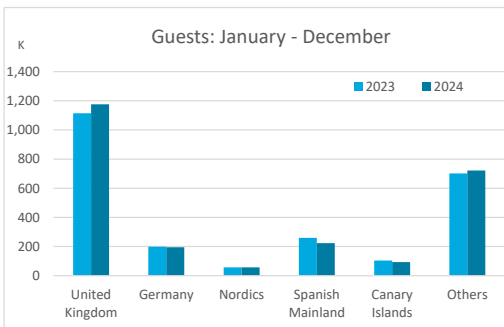


LENGHT OF STAY

	Breakdown by accommodation type											
	TOTAL				Hotels				Apartments			
	Abroad	Mainland	Canary Islands	Total	Abroad	Mainland	Canary Islands	Total	Abroad	Mainland	Canary Islands	Total
Jan - Dec 23	7.9	5.5	3.8	7.5	7.5	5.2	3.1	7.1	8.8	7.2	5.0	8.4
Jan - Dec 24	7.8	5.7	3.6	7.5	7.6	5.3	3.1	7.2	8.4	7.4	4.9	8.2
Change	-0.1	0.1	-0.2	0.0	0.0	0.1	0.0	0.1	-0.3	0.2	-0.1	-0.2



GUESTS AND BEDNIGHTS BY PLACE OF RESIDENCE



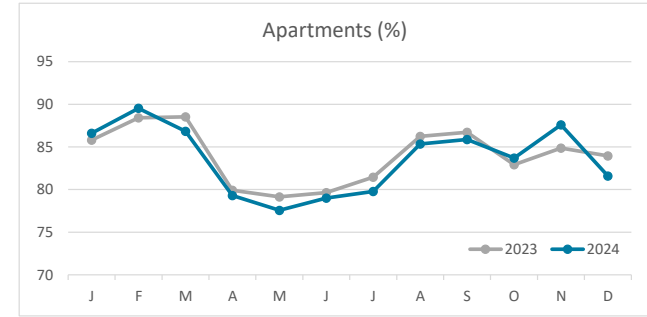
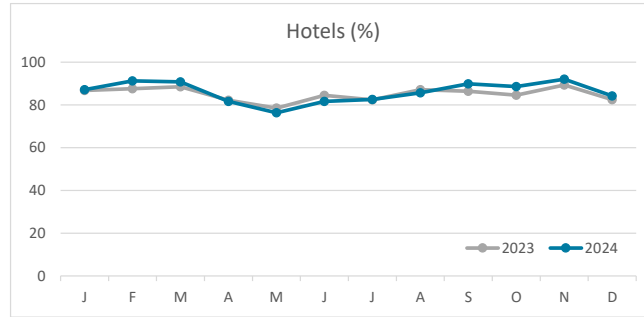
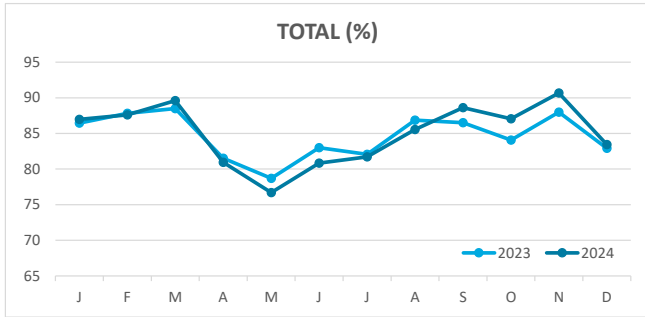
Note: LZ* (Lanzarote), FV* (Fuerteventura), GC* (Gran Canaria), TF* (Tenerife), LG* (La Gomera), LP* (La Palma) and EH* (El Hierro).

Main tourist accommodation indicators

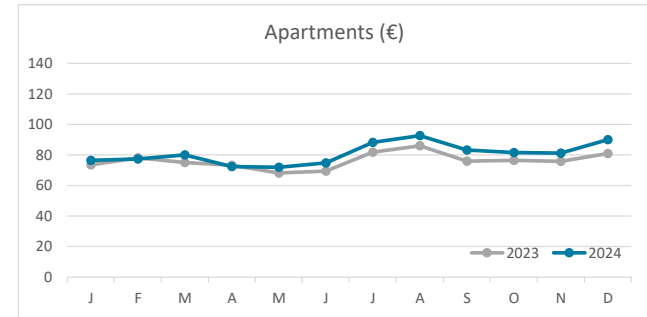
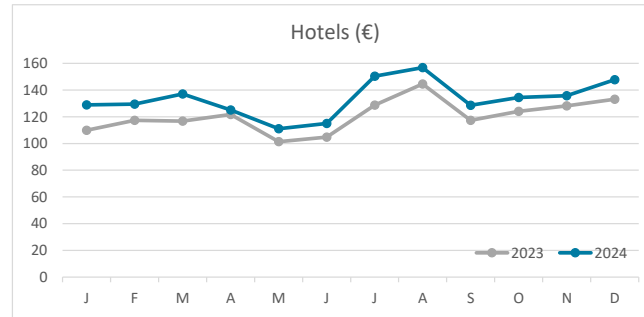
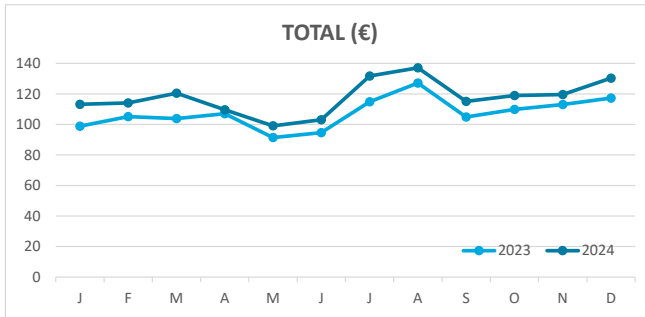
LANZAROTE (January - December 2024)



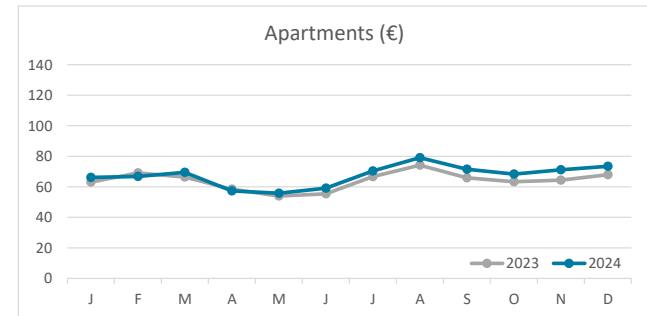
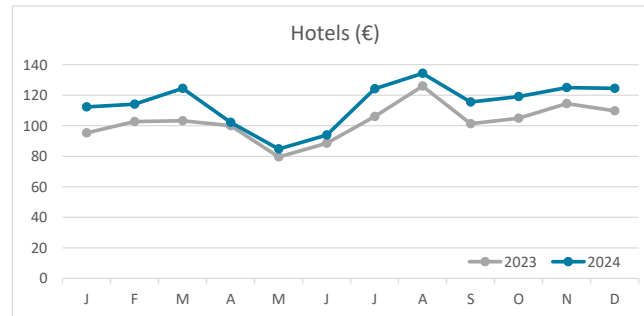
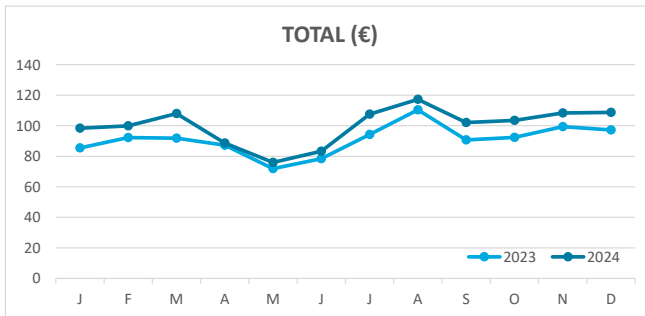
OCCUPANCY RATE PER ROOM / APARTMENT



ADR (Average Daily Rate)



REVPAR (Revenue Per Available Room)



Note: "Guests indicator" refers to number of guests checking in as new arrivals.
 Source: Encuestas de Alojamiento Turístico (ISTAC)