

# Employment in tourist accommodation December 2024

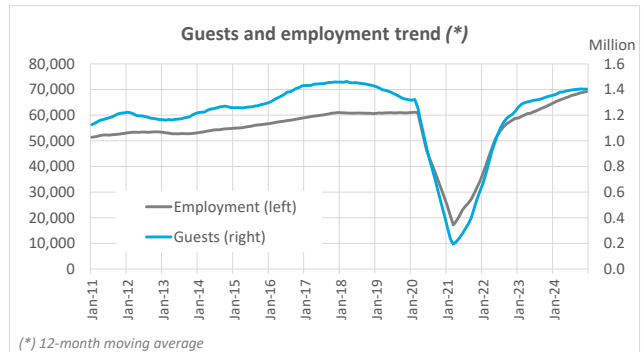
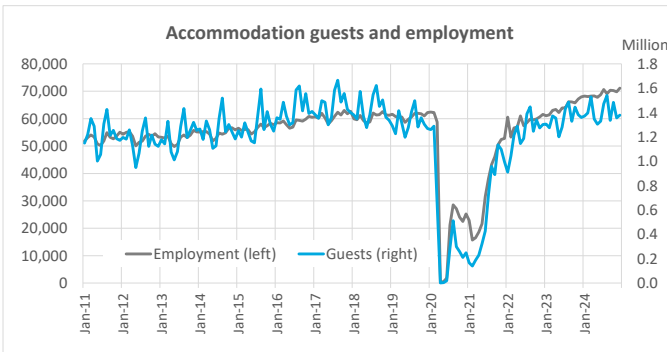


## Employment

	Lanzarote	Fuerteventura	Gran Canaria	Tenerife	La Gomera	La Palma	El Hierro	Canary Islands
<b>2019</b>	9,778	9,219	17,006	22,870	881	1,114	80	<b>60,949</b>
<b>2020</b>	4,444	4,213	7,223	11,038	459	447	51	<b>27,875</b>
<b>2021</b>	5,276	5,593	9,265	12,914	529	510	72	<b>34,160</b>
<b>2022</b>	9,724	9,584	15,519	21,887	618	663	96	<b>58,091</b>
<b>2023</b>	11,018	10,824	16,809	24,204	664	723	91	<b>64,334</b>
<b>2024</b>	12,153	11,164	18,286	26,128	562	815	102	<b>69,212</b>

	Lanzarote	Fuerteventura	Gran Canaria	Tenerife	La Gomera	La Palma	El Hierro	Canary Islands
<b>December 2023</b>	11,881	11,032	18,378	25,063	708	811	95	<b>67,968</b>
<b>December 2024</b>	12,713	11,534	19,195	25,922	699	967	106	<b>71,136</b>
<b>Change</b>	832	502	817	859	-9	156	11	<b>3,168</b>
<b>Change (%)</b>	7.0%	4.6%	4.4%	3.4%	-1.3%	19.2%	11.6%	<b>4.7%</b>

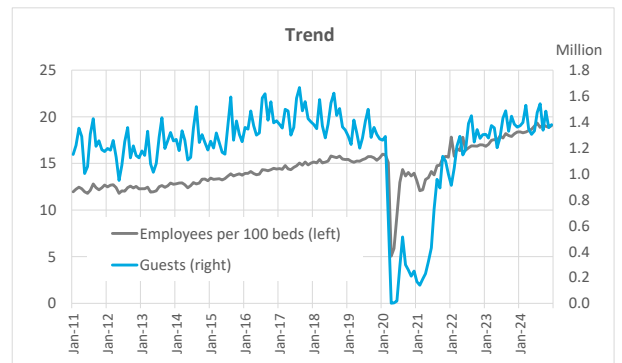
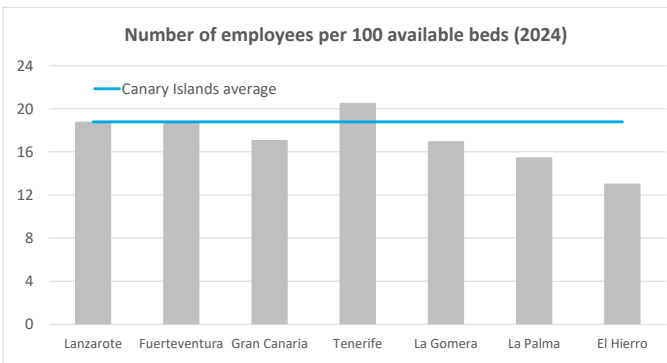


## Indicator of number of employees per 100 available beds

	Lanzarote	Fuerteventura	Gran Canaria	Tenerife	La Gomera	La Palma	El Hierro	Canary Islands
<b>2019</b>	14.7	15.3	13.8	17.3	17.5	14.8	10.7	<b>15.4</b>
<b>2020</b>	13.5	14.2	13.2	16.6	16.7	14.3	12.9	<b>14.7</b>
<b>2021</b>	12.8	14.5	13.9	15.7	16.7	12.8	12.4	<b>14.4</b>
<b>2022</b>	15.7	16.6	16.0	17.7	18.9	13.4	13.4	<b>16.6</b>
<b>2023</b>	17.1	18.1	16.1	19.3	18.6	14.7	11.9	<b>17.7</b>
<b>2024</b>	18.8	18.7	17.1	20.5	17.0	15.5	13.0	<b>18.8</b>

	Lanzarote	Fuerteventura	Gran Canaria	Tenerife	La Gomera	La Palma	El Hierro	Canary Islands
<b>December 2023</b>	18.2	18.5	16.9	19.8	19.0	15.7	12.2	<b>18.4</b>
<b>December 2024</b>	19.6	19.2	17.6	20.2	17.7	15.5	13.6	<b>19.1</b>
<b>Change</b>	1.4	0.7	0.7	0.4	-1.4	-0.2	1.4	<b>0.7</b>

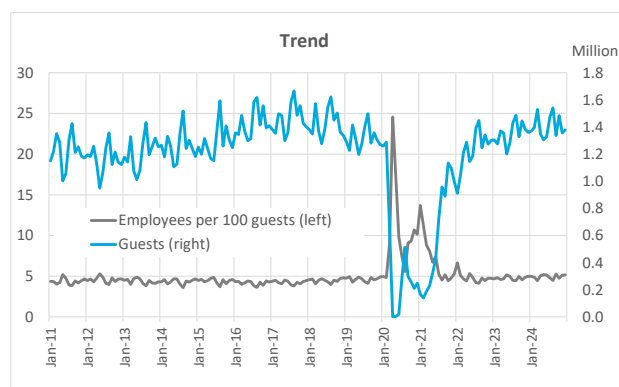
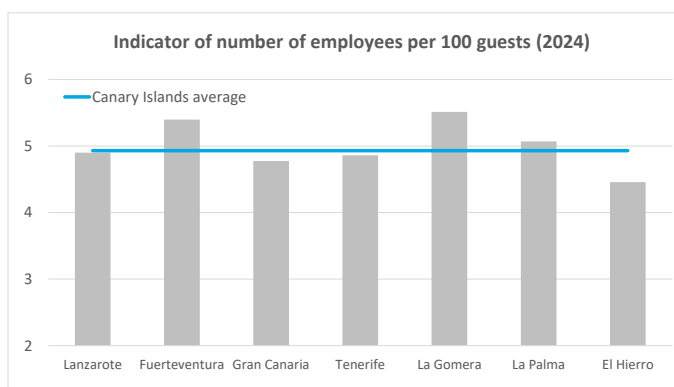


# Employment in tourist accommodation December 2024



## Indicator of number of employees per 100 accommodation guests

	Lanzarote	Fuerteventura	Gran Canaria	Tenerife	La Gomera	La Palma	El Hierro	Canary Islands
2019	4.1	5.1	4.4	4.8	5.4	5.0	4.2	4.6
2020	6.7	7.4	5.8	7.1	6.8	6.1	8.8	6.6
2021	5.6	5.8	5.3	5.8	6.1	5.6	6.1	5.6
2022	4.3	5.2	4.7	4.7	5.5	4.4	5.7	4.7
2023	4.5	5.5	4.6	4.7	5.5	4.8	5.1	4.8
2024	4.9	5.4	4.8	4.9	5.5	5.1	4.5	4.9
<b>December 2023</b>	4.9	5.7	4.8	4.9	6.0	4.8	4.9	5.0
<b>December 2024</b>	5.3	5.7	5.0	5.0	6.3	5.4	5.4	5.2
<b>Change</b>	0.41	-0.05	0.17	0.09	0.34	0.61	0.52	0.16



## Indicator of number of employees per €120,000 annual income in tourist accommodation

	Lanzarote	Fuerteventura	Gran Canaria	Tenerife	La Gomera	La Palma	El Hierro	Canary Islands
2019	1.8	2.0	1.7	1.9	3.0	3.1	3.5	1.9
2020	2.8	2.8	2.2	2.8	3.7	3.6	3.9	2.6
2021	2.2	2.1	1.9	2.4	3.4	3.6	3.2	2.2
2022	1.6	1.9	1.5	1.7	2.4	2.5	3.3	1.7
2023	1.5	1.8	1.4	1.6	2.3	2.6	3.5	1.6
2024	1.5	1.7	1.3	1.5	2.3	2.4	3.4	1.5
<b>December 2023</b>	1.5	1.6	1.2	1.4	2.0	2.1	3.7	1.4
<b>December 2024</b>	1.4	1.5	1.1	1.3	1.8	2.2	3.7	1.3
<b>Change</b>	-0.06	-0.08	-0.09	-0.08	-0.24	0.02	0.00	-0.08

