

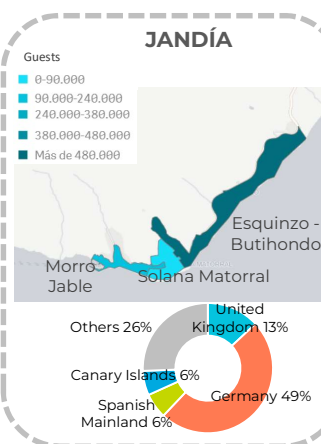
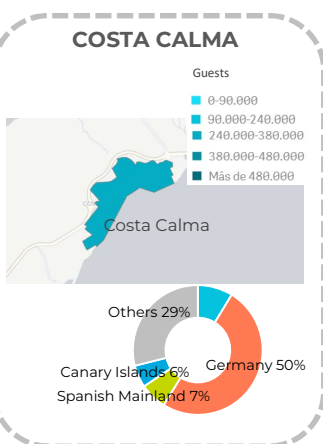
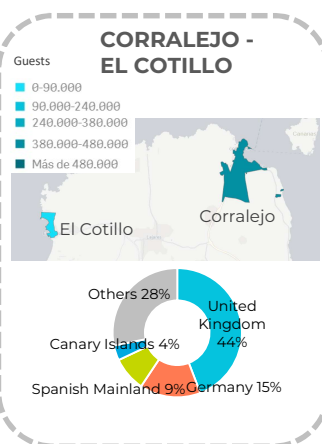
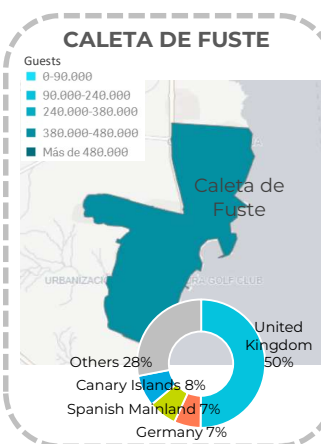
Tourist accommodation indicators by tourist areas

Fuerteventura (2023)

GUESTS IN ACCOMMODATION

Tourist areas	Caleta de Fuste	Corralejo-El Cotillo		Costa Calma	Jandía			Others	Fuerteventura
Description	Caleta de Fuste	Corralejo	El Cotillo	Costa Calma	Morro Jable	Solana Matorral	Esquinzo-Butihondo		
International	342,926	360,293	13,556	328,071	150,846	31,164	425,777	117,268	1,769,901
- United Kingdom	202,520	184,869	3,406	32,804	9,187	5,010	76,368	24,662	538,826
- Germany	27,035	61,231	3,962	187,186	106,494	14,917	217,879	25,021	643,725
- Others	113,371	114,193	6,188	108,081	35,165	11,237	131,530	67,585	587,350
Spain	61,024	45,559	6,900	45,725	27,357	3,201	55,134	18,840	263,740
- Spanish Mainland	29,062	35,075	1,490	24,924	10,111	1,976	31,164	5,509	139,311
- Canary Islands	31,962	10,484	5,410	20,801	17,246	1,225	23,970	13,331	124,429
Total	403,950	405,852	20,456	373,796	178,203	34,365	480,911	136,108	2,033,641

Tourist areas	Caleta de Fuste	Corralejo-El Cotillo		Costa Calma	Jandía			Others	Fuerteventura
Description	Caleta de Fuste	Corralejo	El Cotillo	Costa Calma	Morro Jable	Solana Matorral	Esquinzo-Butihondo		
International	84.9%	88.8%	66.3%	87.8%	84.6%	90.7%	88.5%	86.2%	87.0%
- United Kingdom	50.1%	45.6%	16.7%	8.8%	5.2%	14.6%	15.9%	18.1%	26.5%
- Germany	6.7%	15.1%	19.4%	50.1%	59.8%	43.4%	45.3%	18.4%	31.7%
- Others	28.1%	28.1%	30.3%	28.9%	19.7%	32.7%	27.4%	49.7%	28.9%
Spain	15.1%	11.2%	33.7%	12.2%	15.4%	9.3%	11.5%	13.8%	13.0%
- Spanish Mainland	7.2%	8.6%	7.3%	6.7%	5.7%	5.8%	6.5%	4.0%	6.9%
- Canary Islands	7.9%	2.6%	26.4%	5.6%	9.7%	3.6%	5.0%	9.8%	6.1%
Total	100%	100%	100%	100%	100%	100%	100%	100%	100%



Other indicators

Tourist areas	Caleta de Fuste	Corralejo-El Cotillo		Costa Calma	Jandía			Others	Fuerteventura
Description	Caleta de Fuste	Corralejo	El Cotillo	Costa Calma	Morro Jable	Solana Matorral	Esquinzo-Butihondo		
Bednights									
International	2,682,968	2,900,531	98,035	2,707,541	1,451,295	264,491	3,551,064	912,059	14,567,984
- United Kingdom	1,637,939	1,478,311	25,205	239,024	95,924	34,360	587,074	177,484	4,275,321
- Germany	201,966	541,658	32,594	1,675,913	1,067,568	146,334	2,008,538	233,409	5,907,980
- Others	843,063	880,562	40,236	792,604	287,803	83,797	955,452	501,166	4,384,683
Spain	280,966	231,107	29,267	230,130	279,665	13,650	285,498	89,565	1,439,848
- Spanish Mainland	152,311	185,914	7,155	149,830	62,318	8,310	180,713	39,029	785,580
- Canary Islands	128,655	45,193	22,112	80,300	217,347	5,340	104,785	50,536	654,268
Total	2,963,934	3,131,638	127,302	2,937,671	1,730,960	278,141	3,836,562	1,001,624	16,007,832
Length of stay									
International	7.8	8.1	7.2	8.3	9.6	8.5	8.3	7.8	8.2
- United Kingdom	8.1	8.0	7.4	7.3	10.4	6.9	7.7	7.2	7.9
- Germany	7.5	8.8	8.2	9.0	10.0	9.8	9.2	9.3	9.2
Spain	4.6	5.1	4.2	5.0	10.2	4.3	5.2	4.8	5.5
- Spanish Mainland	5.2	5.3	4.8	6.0	6.2	4.2	5.8	7.1	5.6
- Canary Islands	4.0	4.3	4.1	3.9	12.6	4.4	4.4	3.8	5.3
Accommodation establishments	25	29	6	22	21	3	15	13	135
Bed-spaces	11,443	11,617	424	11,241	6,479	1,758	13,378	3,263	59,603
ADR (€)	77.63	109.72	67.12	96.84	120.07	99.44	129.06	99.57	105.97
RevPar (€)	61.70	93.58	50.57	79.24	97.14	72.28	103.06	78.41	85.86
Total revenue (€ million)	104.92	160.99	3.82	151.88	101.62	16.57	230.16	41.35	811.30
Bed-space occupancy rate (%)	70.96	73.85	82.26	71.58	73.20	43.35	78.56	84.20	73.58
Occupancy rate per room/apt. (%)	79.49	85.29	75.34	81.83	80.91	72.69	79.86	78.75	81.02
Tourist population ⁽¹⁾	8,120	8,580	349	8,048	4,742	762	10,511	2,744	43,857
Employment	1,747	2,170	77	1,906	1,281	152	3,219	611	11,164

Source: Encuestas de Alojamiento Turístico (ISTAC).

⁽¹⁾ Equivalent tourist population is obtained by dividing the total number of bednights during the reference period by 365 days (366 in case of leap year).