

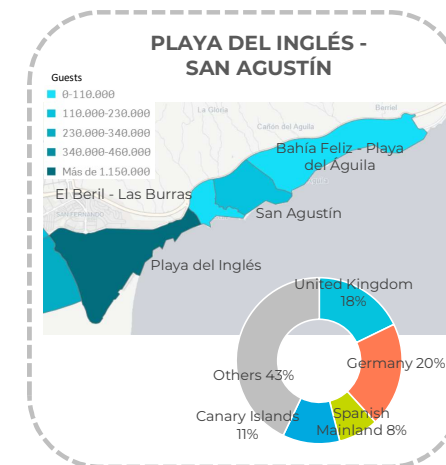
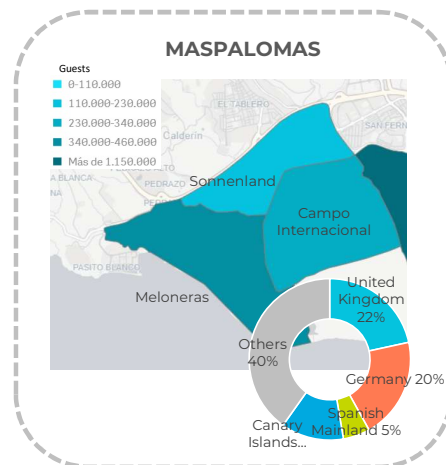
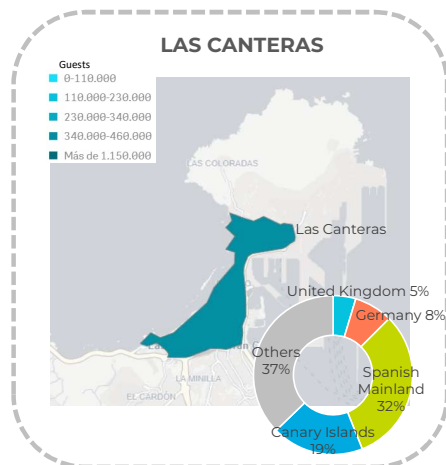
Tourist accommodation indicators by tourist areas Gran Canaria (2024)



Guests in accommodation

Tourist areas	Mogán turístico						Las Canteras	Maspalomas			Playa del Inglés-San Agustín			Others	Gran Canaria	
	Puerto de Mogán	Taurito	Tauro-Playa el Cura	Amadores	Puerto Rico	Patalavaca-Arguineguín	Las Canteras	Meloneras	Sonnenland	Campo Internacional	Playa del Inglés	El Beril-Las Burras	San Agustín	Bahía Feliz-Playa del Águila		
International	107,247	98,968	50,879	292,148	182,925	150,493	177,552	356,014	90,999	229,755	943,657	29,977	122,022	69,436	94,505	2,996,577
- United Kingdom	41,118	44,760	9,413	119,447	75,873	26,960	16,467	68,026	44,188	66,049	199,998	3,013	33,851	19,303	19,109	787,575
- Germany	10,498	7,129	4,114	17,869	2,132	10,823	27,923	109,235	8,314	49,871	239,878	10,698	33,163	9,224	15,900	556,771
- Others	55,631	47,079	37,352	154,832	104,920	112,710	133,162	178,753	38,497	113,835	503,781	16,266	55,008	40,909	59,496	1,652,231
Spain	22,690	18,585	7,559	42,484	25,873	14,278	179,491	62,743	34,663	51,002	212,165	4,521	41,930	15,049	115,163	848,196
- Spanish Mainland	2,229	5,012	6,433	3,821	7,081	5,023	112,805	16,739	7,198	20,402	91,167	1,866	15,828	3,899	65,081	364,584
- Canary Islands	20,461	13,573	1,126	38,663	18,792	9,255	66,686	46,004	27,465	30,600	120,998	2,655	26,102	11,150	50,082	483,612
Total	129,937	117,553	58,438	334,632	208,798	164,771	357,043	418,757	125,662	280,757	1,155,822	34,498	163,952	84,485	209,668	3,844,773

Tourist areas	Mogán turístico						Las Canteras	Maspalomas			Playa del Inglés-San Agustín			Others	Gran Canaria	
	Puerto de Mogán	Taurito	Tauro-Playa el Cura	Amadores	Puerto Rico	Patalavaca-Arguineguín	Las Canteras	Meloneras	Sonnenland	Campo Internacional	Playa del Inglés	El Beril-Las Burras	San Agustín	Bahía Feliz-Playa del Águila		
International	82.5%	84.2%	87.1%	87.3%	87.6%	91.3%	49.7%	85.0%	72.4%	81.8%	81.6%	86.9%	74.4%	82.2%	45.1%	77.9%
- United Kingdom	31.6%	38.1%	16.1%	35.7%	36.3%	16.4%	4.6%	16.2%	35.2%	23.5%	17.3%	8.7%	20.6%	22.8%	9.1%	20.5%
- Germany	8.1%	6.1%	7.0%	5.3%	1.0%	6.6%	7.8%	26.1%	6.6%	17.8%	20.8%	31.0%	20.2%	10.9%	7.6%	14.5%
- Others	42.8%	40.0%	63.9%	46.3%	50.2%	68.4%	37.3%	42.7%	30.6%	40.5%	43.6%	47.2%	33.6%	48.4%	28.4%	43.0%
Spain	17.5%	15.8%	12.9%	12.7%	12.4%	8.7%	50.3%	15.0%	27.6%	18.2%	18.4%	13.1%	25.6%	17.8%	54.9%	22.1%
- Spanish Mainland	1.7%	4.3%	11.0%	1.1%	3.4%	3.0%	31.6%	4.0%	5.7%	7.3%	7.9%	5.4%	9.7%	4.6%	31.0%	9.5%
- Canary Islands	15.7%	11.5%	1.9%	11.6%	9.0%	5.6%	18.7%	11.0%	21.9%	10.9%	10.5%	7.7%	15.9%	13.2%	23.9%	12.6%
Total	100%	100%	100%	100%	100%	100%	100%	100%	100%	100%	100%	100%	100%	100%	100%	100%



Tourist accommodation indicators by tourist areas Gran Canaria (2024)

Other indicators

Tourist areas		Mogán turístico					Las Canteras	Maspalomas			Playa del Inglés-San Agustín			Others	Gran Canaria		
Description		Puerto de Mogán	Taurito	Tauro-Playa el Cura	Amadores	Puerto Rico	Patalavaca-Arguineguín	Las Canteras	Meloneras	Sonnenland	Campo Internacional	Playa del Inglés	El Beril-Las Burras	San Agustín	Bahía Feliz-Playa del Águila		
PLACE OF RESIDENCE	Bednights																
	International	838,107	750,568	383,709	2,321,229	1,662,142	1,516,929	821,687	2,826,235	767,512	1,979,224	8,247,762	272,220	1,104,894	561,755	378,143	24,432,116
	- United Kingdom	320,203	330,712	68,869	909,872	639,317	284,266	77,522	508,796	362,198	533,570	1,510,068	23,896	272,591	133,160	90,745	6,065,785
	- Germany	96,032	56,422	32,832	142,675	18,385	132,847	139,405	967,294	89,352	476,730	2,437,825	104,691	304,867	84,630	70,326	5,154,313
	- Others	421,872	363,434	282,008	1,268,682	1,004,440	1,099,816	604,760	1,350,145	315,962	968,924	4,299,869	143,633	527,436	343,965	217,072	13,212,018
	Spain	85,178	84,351	33,176	171,265	121,755	72,092	559,392	274,270	184,683	281,657	1,101,146	25,326	188,573	58,818	261,142	3,502,824
	- Spanish Mainland	13,498	29,740	28,562	23,565	36,836	33,455	386,353	92,613	42,854	98,159	558,000	11,860	93,970	18,394	161,454	1,629,313
- Canary Islands	71,680	54,611	4,614	147,700	84,919	38,637	173,039	181,657	141,829	183,498	543,146	13,466	94,603	40,424	99,688	1,873,511	
Total		923,285	834,919	416,885	2,492,494	1,783,897	1,589,021	1,381,079	3,100,505	952,195	2,260,881	9,348,908	297,546	1,293,467	620,573	639,285	27,934,940
Lenght of stay																	
PLACE OF RESIDENCE	International	7.8	7.6	7.5	7.9	9.1	10.1	4.6	7.9	8.4	8.6	8.7	9.1	9.1	8.1	4.0	8.2
	- United Kingdom	7.8	7.4	7.3	7.6	8.4	10.5	4.7	7.5	8.2	8.1	7.6	7.9	8.1	6.9	4.7	7.7
	- Germany	9.1	7.9	8.0	8.0	8.6	12.3	5.0	8.9	10.7	9.6	10.2	9.8	9.2	9.2	4.4	9.3
	Spain	3.8	4.5	4.4	4.0	4.7	5.0	3.1	4.4	5.3	5.5	5.2	5.6	4.5	3.9	2.3	4.1
	- Spanish Mainland	6.1	5.9	4.4	6.2	5.2	6.7	3.4	5.5	6.0	4.8	6.1	6.4	5.9	4.7	2.5	4.5
	- Canary Islands	3.5	4.0	4.1	3.8	4.5	4.2	2.6	3.9	5.2	6.0	4.5	5.1	3.6	3.6	2.0	3.9
Accommodation establishments		7	6	6	28	44	15	50	15	12	31	172	11	15	6	21	439
Bed-spaces		3,329	2,635	1,822	8,895	6,925	5,851	6,365	10,465	4,182	8,119	37,167	1,188	4,440	2,369	3,443	107,194
ADR (€)		151.8	116.6	115.2	96.6	89.2	107.3	86.8	227.2	83.3	114.8	111.4	138.5	153.5	117.8	108.1	123.5
RevPar (€)		120.1	106.0	78.5	83.3	71.6	85.5	67.8	191.3	69.2	98.6	90.5	114.1	124.8	87.3	76.0	100.6
Total revenue (€ million)		63.3	46.3	18.9	110.2	72.4	66.5	75.9	358.8	36.4	116.5	517.8	19.8	86.4	29.3	44.6	1,663
Bed-space occupancy rate (%)		76.0	86.9	62.7	76.8	70.6	74.4	59.5	81.2	62.4	76.3	68.9	68.6	79.8	71.8	50.9	71.4
Occupancy rate (room/apt. (%))		79.1	90.9	68.2	86.2	80.3	79.7	78.1	84.2	83.0	85.9	81.2	82.3	81.3	73.9	70.3	81.5
Tourist population ⁽¹⁾		2,530	2,287	1,142	6,829	4,887	4,353	3,784	8,495	2,609	6,194	25,613	815	3,544	1,700	1,751	76,534
Employment		618	675	361	1,205	679	1,036	868	3,320	560	1,398	5,260	183	967	374	781	18,286

Source: Encuestas de Alojamiento Turístico (ISTAC).

(1) Equivalent tourist population is obtained by dividing the total number of bednights during the reference period by 365 days (366 in case of leap year).