

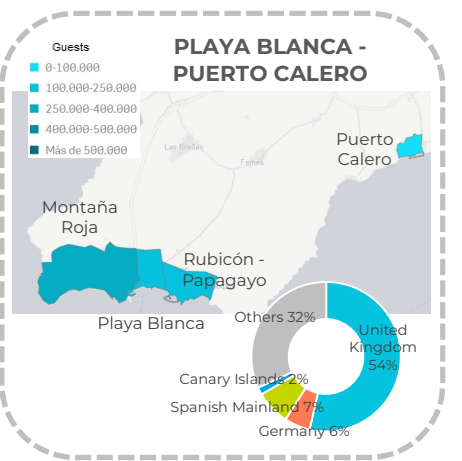
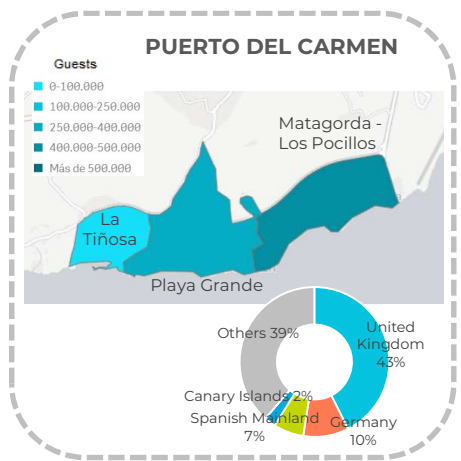
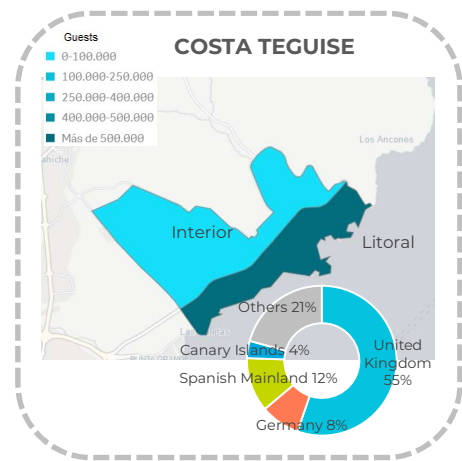
Tourist accommodation indicators by tourist areas

Lanzarote (2024)

Guests in accommodation

Tourist areas	Costa Teguisse		Puerto del Carmen			Playa Blanca - Puerto Calero				Others	Lanzarote
	Interior	Litoral	La Tiñosa	Playa Grande	Matagorda-Los Pocillos	Montaña Roja	Playa Blanca	Rubicón-Papagayo	Puerto Calero		
International	57,782	437,659	77,831	323,269	422,458	366,149	193,215	124,431	50,055	97,309	2,150,158
- United Kingdom	36,575	287,531	38,288	163,375	183,949	230,026	99,420	76,358	33,535	26,526	1,175,583
- Germany	2,795	46,932	4,065	17,147	67,395	25,784	8,460	9,592	4,537	9,130	195,837
- Others	18,412	103,196	35,478	142,747	171,114	110,339	85,335	38,481	11,983	61,653	778,738
Spain	24,259	66,521	10,478	23,232	48,066	31,427	24,257	30,647	4,089	54,078	317,054
- Spanish Mainland	18,405	50,336	8,760	12,635	38,076	23,275	22,679	27,921	2,339	19,204	223,630
- Canary Islands	5,854	16,185	1,718	10,597	9,990	8,152	1,578	2,726	1,750	34,874	93,424
Total	82,041	504,180	88,309	346,501	470,524	397,576	217,472	155,078	54,144	151,387	2,467,212

Tourist areas	Costa Teguisse		Puerto del Carmen			Playa Blanca - Puerto Calero				Others	Lanzarote
	Interior	Litoral	La Tiñosa	Playa Grande	Matagorda-Los Pocillos	Montaña Roja	Playa Blanca	Rubicón-Papagayo	Puerto Calero		
International	70.4%	86.8%	88.1%	93.3%	89.8%	92.1%	88.8%	80.2%	92.4%	64.3%	87.1%
- United Kingdom	44.6%	57.0%	43.4%	47.1%	39.1%	57.9%	45.7%	49.2%	61.9%	17.5%	47.6%
- Germany	3.4%	9.3%	4.6%	4.9%	14.3%	6.5%	3.9%	6.2%	8.4%	6.0%	7.9%
- Others	22.4%	20.5%	40.2%	41.2%	36.4%	27.8%	39.2%	24.8%	22.1%	40.7%	31.6%
Spain	29.6%	13.2%	11.9%	6.7%	10.2%	7.9%	11.2%	19.8%	7.6%	35.7%	12.9%
- Spanish Mainland	22.4%	10.0%	9.9%	3.6%	8.1%	5.9%	10.4%	18.0%	4.3%	12.7%	9.1%
- Canary Islands	7.1%	3.2%	1.9%	3.1%	2.1%	2.1%	0.7%	1.8%	3.2%	23.0%	3.8%
Total	100%	100%	100%	100%	100%	100%	100%	100%	100%	100%	100%



Other indicators

Tourist areas	Costa Teguisse		Puerto del Carmen			Playa Blanca - Puerto Calero				Others	Lanzarote
	Interior	Litoral	La Tiñosa	Playa Grande	Matagorda-Los Pocillos	Montaña Roja	Playa Blanca	Rubicón-Papagayo	Puerto Calero		
Bednights											
International	455,281	3,368,706	568,844	2,747,332	3,522,401	2,765,638	1,454,233	973,524	355,993	644,147	16,856,099
- United Kingdom	305,605	2,202,050	262,658	1,426,917	1,450,551	1,675,431	762,701	595,405	238,600	176,905	9,096,823
- Germany	24,656	443,907	42,402	183,192	693,937	248,089	72,842	94,517	40,515	65,898	1,909,955
- Others	125,020	722,749	263,784	1,137,223	1,377,913	842,118	618,690	283,602	76,878	401,344	5,849,321
Spain	137,261	326,657	55,128	133,881	311,602	177,389	134,081	186,954	13,133	131,956	1,608,042
- Spanish Mainland	111,406	257,824	49,150	81,443	259,844	137,582	128,883	175,221	9,237	59,125	1,269,715
- Canary Islands	25,855	68,833	5,978	52,438	51,758	39,807	5,198	11,733	3,896	72,831	338,327
Total	592,542	3,695,363	623,972	2,881,213	3,834,003	2,943,027	1,588,314	1,160,478	369,126	776,103	18,464,141
Length of stay											
International	7.9	7.7	7.3	8.5	8.3	7.6	7.5	7.8	7.1	6.6	7.8
- United Kingdom	8.4	7.7	6.9	8.7	7.9	7.3	7.7	7.8	7.1	6.7	7.7
- Germany	8.8	9.5	10.4	10.7	10.3	9.6	8.6	9.9	8.9	7.2	9.8
Spain	5.7	4.9	5.3	5.8	6.5	5.6	5.5	6.1	3.2	2.4	5.1
- Spanish Mainland	6.1	5.1	5.6	6.4	6.8	5.9	5.7	6.3	3.9	3.1	5.7
- Canary Islands	4.4	4.3	3.5	4.9	5.2	4.9	3.3	4.3	2.2	2.1	3.6
Accommodation establishments	6	27	12	66	30	19	10	9	3	15	197
Bed-spaces	2,010	12,536	2,181	10,684	12,827	10,283	5,706	3,771	1,432	3,361	64,791
ADR (€)	51.63	106.59	110.13	91.69	123.78	119.25	162.03	147.57	187.46	116.66	117.93
RevPar (€)	46.02	89.71	94.17	75.86	111.28	104.25	135.72	125.12	148.85	86.83	100.48
Total revenue (€ million)	14.3	176.3	32.4	117.6	212.9	149.4	120.9	73.5	38.1	37.1	972.4
Bed-space occupancy rate (%)	80.78	80.77	78.36	73.89	81.90	78.41	76.26	84.31	70.62	63.27	78.08
Occupancy rate per room/apt. (%)	89.14	84.16	85.51	82.73	89.90	87.42	83.76	84.78	79.40	74.43	85.20
Tourist population ⁽¹⁾	1,623	10,124	1,710	7,894	10,504	8,063	4,352	3,179	1,011	2,126	50,587
Employment	327	2,422	437	1,314	2,288	1,959	1,361	815	479	752	12,153

Source: Encuestas de Alojamiento Turístico (ISTAC).

(1) Equivalent tourist population is obtained by dividing the total number of bednights during the reference period by 365 days (366 in case of leap year).