

# Tourist accommodation indicators by tourist areas Tenerife (2024)

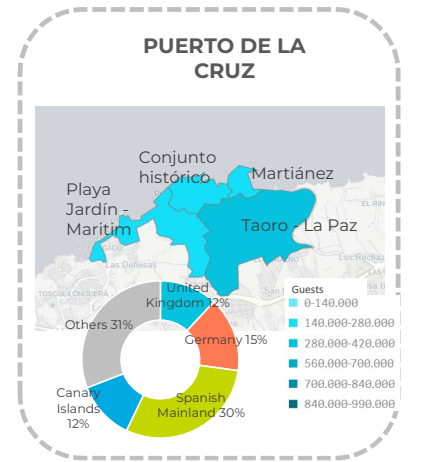
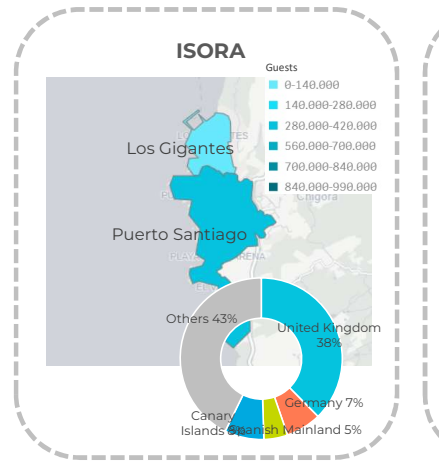
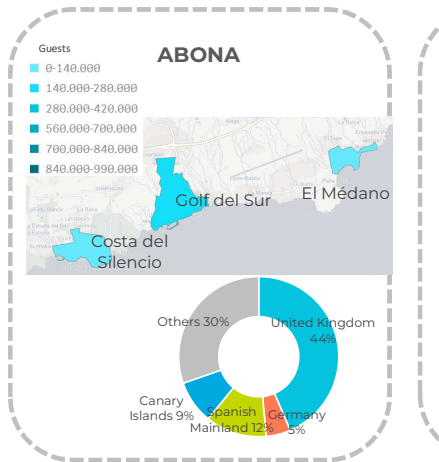
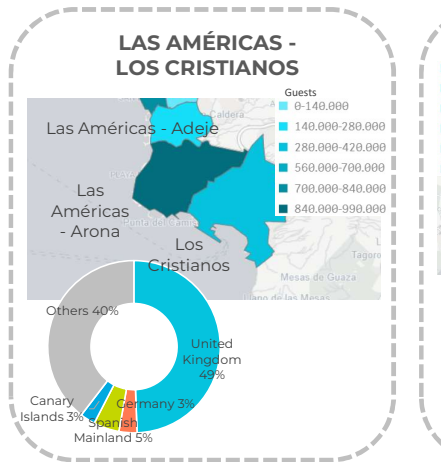
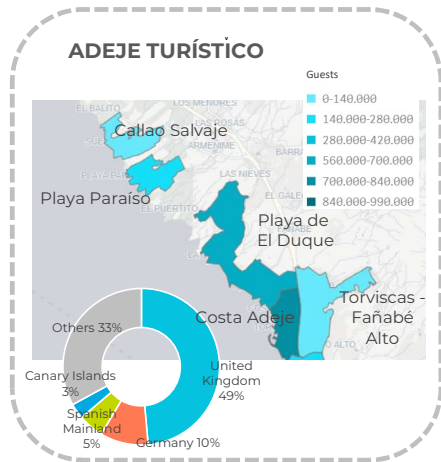


## GUESTS IN ACCOMMODATION

Tourist areas	Adeje turístico					Las Américas - Los Cristianos			Abona			Isora		Puerto de la Cruz turístico			Others	Tenerife	
	Callao Salvaje	Playa Paraíso	Playa de El Duque	Costa Adeje	Torviscas-Fañabé Alto	Las Américas-Adeje	Las Américas-Arona	Los Cristianos	Costa del Silencio	El Médano	Golf del Sur	Los Gigantes	Puerto Santiago	Playa Jardín-Maritim	Conjunto histórico	Taoro-La Paz			Martínez
<b>International</b>	63,986	206,648	510,707	703,874	116,290	168,256	917,113	322,211	23,605	25,895	189,149	46,133	244,850	122,255	81,551	260,910	76,179	342,234	<b>4,421,846</b>
- United Kingdom	28,347	98,167	261,313	390,101	72,284	79,858	484,986	188,608	5,236	9,924	116,713	22,406	103,095	16,328	12,130	64,450	18,024	103,296	<b>2,075,266</b>
- Germany	4,022	29,579	68,961	68,514	3,009	9,313	29,813	12,750	1,043	5,480	8,403	3,249	20,205	32,582	17,762	68,886	23,868	39,578	<b>447,017</b>
- Others	31,617	78,902	180,433	245,259	40,997	79,085	402,314	120,853	17,326	10,491	64,033	20,478	121,550	73,345	51,659	127,574	34,287	199,360	<b>1,899,563</b>
<b>Spain</b>	7,251	24,836	52,955	42,907	19,128	14,521	72,760	29,196	7,240	6,809	49,779	1,782	40,377	84,629	68,857	148,849	86,796	299,762	<b>1,058,434</b>
- Spanish Mainland	4,850	14,080	37,827	20,978	13,350	9,945	45,843	16,958	1,171	2,475	33,690	561	15,305	58,118	39,955	104,473	74,148	142,734	<b>636,461</b>
- Canary Islands	2,401	10,756	15,128	21,929	5,778	4,576	26,917	12,238	6,069	4,334	16,089	1,221	25,072	26,511	28,902	44,376	12,648	157,028	<b>421,973</b>
<b>Total</b>	<b>71,237</b>	<b>231,484</b>	<b>563,662</b>	<b>746,781</b>	<b>135,418</b>	<b>182,777</b>	<b>989,873</b>	<b>351,407</b>	<b>30,845</b>	<b>32,704</b>	<b>238,928</b>	<b>47,915</b>	<b>285,227</b>	<b>206,884</b>	<b>150,408</b>	<b>409,759</b>	<b>162,975</b>	<b>641,996</b>	<b>5,480,280</b>

Tourist areas	Adeje turístico					Las Américas - Los Cristianos			Abona			Isora		Puerto de la Cruz turístico			Others	Tenerife	
	Callao Salvaje	Playa Paraíso	Playa de El Duque	Costa Adeje	Torviscas-Fañabé Alto	Las Américas-Adeje	Las Américas-Arona	Los Cristianos	Costa del Silencio	El Médano	Golf del Sur	Los Gigantes	Puerto Santiago	Playa Jardín-Maritim	Conjunto histórico	Taoro-La Paz			Martínez
<b>International</b>	89.8%	89.3%	90.6%	94.3%	85.9%	92.1%	92.6%	91.7%	76.5%	79.2%	79.2%	96.3%	85.8%	59.1%	54.2%	63.7%	46.7%	53.3%	<b>80.7%</b>
- United Kingdom	39.8%	42.4%	46.4%	52.2%	53.4%	43.7%	49.0%	53.7%	17.0%	30.3%	48.8%	46.8%	36.1%	7.9%	8.1%	15.7%	11.1%	16.1%	<b>37.9%</b>
- Germany	5.6%	12.8%	12.2%	9.2%	2.2%	5.1%	3.0%	3.6%	3.4%	16.8%	3.5%	6.8%	7.1%	15.7%	11.8%	16.8%	14.6%	6.2%	<b>8.2%</b>
- Others	44.4%	34.1%	32.0%	32.8%	30.3%	43.3%	40.6%	34.4%	56.2%	32.1%	26.8%	42.7%	42.6%	35.5%	34.3%	31.1%	21.0%	31.1%	<b>34.7%</b>
<b>Spain</b>	10.2%	10.7%	9.4%	5.7%	14.1%	7.9%	7.4%	8.3%	23.5%	20.8%	20.8%	3.7%	14.2%	40.9%	45.8%	36.3%	53.3%	46.7%	<b>19.3%</b>
- Spanish Mainland	6.8%	6.1%	6.7%	2.8%	9.9%	5.4%	4.6%	4.8%	3.8%	7.6%	14.1%	1.2%	5.4%	28.1%	26.6%	25.5%	45.5%	22.2%	<b>11.6%</b>
- Canary Islands	3.4%	4.6%	2.7%	2.9%	4.3%	2.5%	2.7%	3.5%	19.7%	13.3%	6.7%	2.5%	8.8%	12.8%	19.2%	10.8%	7.8%	24.5%	<b>7.7%</b>
<b>Total</b>	<b>100%</b>	<b>100%</b>	<b>100%</b>	<b>100%</b>	<b>100%</b>	<b>100%</b>	<b>100%</b>	<b>100%</b>	<b>100%</b>	<b>100%</b>	<b>100%</b>	<b>100%</b>	<b>100%</b>	<b>100%</b>	<b>100%</b>	<b>100%</b>	<b>100%</b>	<b>100%</b>	<b>100%</b>



# Tourist accommodation indicators by tourist areas Tenerife (2024)

## Other indicators

Tourist areas		Adeje turístico					Las Américas - Los Cristianos			Abona			Isora		Puerto de la Cruz turístico				Others	Tenerife
Description		Callao Salvaje	Playa Paraíso	Playa de El Duque	Costa Adeje	Torviscas-Fañabé Alto	Las Américas-Adeje	Las Américas-Arona	Los Cristianos	Costa del Silencio	El Médano	Golf del Sur	Los Gigantes	Puerto Santiago	Playa Jardín-Maritim	Conjunto histórico	Taoro-La Paz	Martínez		
PLACE OF RESIDENCE	<b>Bednights</b>																			
	International	511,507	1,313,263	3,773,951	5,387,139	800,213	1,217,673	6,563,108	2,667,880	174,578	145,103	1,243,345	343,049	1,768,700	915,306	539,964	1,994,145	675,212	1,820,138	<b>31,854,274</b>
	- United Kingdom	213,502	592,109	1,909,706	2,971,239	455,317	545,476	3,273,248	1,525,654	33,866	63,423	761,525	189,230	733,635	96,322	77,417	447,111	169,324	615,560	14,673,664
	- Germany	35,482	221,846	518,768	596,681	29,506	80,415	248,511	98,470	8,116	34,484	59,196	26,134	181,256	310,996	169,135	665,024	242,556	230,198	3,756,774
	- Others	262,523	499,308	1,345,477	1,819,219	315,390	591,782	3,041,349	1,043,756	132,596	47,196	422,624	127,685	853,809	507,988	293,412	882,010	263,332	974,380	13,423,836
	Spain	38,548	87,272	234,915	192,923	102,698	84,484	330,956	170,806	36,100	16,289	207,694	5,648	152,655	333,610	232,680	671,929	467,385	855,882	<b>4,222,474</b>
	- Spanish Mainland	30,014	59,676	186,303	105,481	80,683	60,022	232,817	72,088	6,234	7,732	148,645	2,336	81,661	267,312	163,928	546,590	418,552	426,198	2,896,272
- Canary Islands	8,534	27,596	48,612	87,442	22,015	24,462	98,139	98,718	29,866	8,557	59,049	3,312	70,994	66,298	68,752	125,339	48,833	429,684	1,326,202	
<b>Total</b>		<b>550,055</b>	<b>1,400,535</b>	<b>4,008,866</b>	<b>5,580,062</b>	<b>902,911</b>	<b>1,302,157</b>	<b>6,894,064</b>	<b>2,838,686</b>	<b>210,678</b>	<b>161,392</b>	<b>1,451,039</b>	<b>348,697</b>	<b>1,921,355</b>	<b>1,248,916</b>	<b>772,644</b>	<b>2,666,074</b>	<b>1,142,597</b>	<b>2,676,020</b>	<b>36,076,748</b>
Tourist areas		Adeje turístico					Las Américas - Los Cristianos			Abona			Isora		Puerto de la Cruz turístico				Others	Tenerife
Description		Callao Salvaje	Playa Paraíso	Playa de El Duque	Costa Adeje	Torviscas-Fañabé Alto	Las Américas-Adeje	Las Américas-Arona	Los Cristianos	Costa del Silencio	El Médano	Golf del Sur	Los Gigantes	Puerto Santiago	Playa Jardín-Maritim	Conjunto histórico	Taoro-La Paz	Martínez		
PLACE OF RESIDENCE	<b>Lenght of stay</b>																			
	International	8.0	6.4	7.4	7.7	6.9	7.2	7.2	8.3	7.4	5.6	6.6	7.4	7.2	7.5	6.6	7.6	8.9	5.3	<b>7.2</b>
	- United Kingdom	7.5	6.0	7.3	7.6	6.3	6.8	6.7	8.1	6.5	6.4	6.5	8.4	7.1	5.9	6.4	6.9	9.4	6.0	7.1
	- Germany	8.8	7.5	7.5	8.7	9.8	8.6	8.3	7.7	7.8	6.3	7.0	8.0	9.0	9.5	9.5	9.7	10.2	5.8	8.4
	Spain	5.3	3.5	4.4	4.5	5.4	5.8	4.5	5.9	5.0	2.4	4.2	3.2	3.8	3.9	3.4	4.5	5.4	2.9	<b>4.0</b>
	- Spanish Mainland	6.2	4.2	4.9	5.0	6.0	6.0	5.1	4.3	5.3	3.1	4.4	4.2	5.3	4.6	4.1	5.2	5.6	3.0	4.6
- Canary Islands	3.6	2.6	3.2	4.0	3.8	5.3	3.6	8.1	4.9	2.0	3.7	2.7	2.8	2.5	2.4	2.8	3.9	2.7	3.1	
Tourist areas		Adeje turístico					Las Américas - Los Cristianos			Abona			Isora		Puerto de la Cruz turístico				Others	Tenerife
Description		Callao Salvaje	Playa Paraíso	Playa de El Duque	Costa Adeje	Torviscas-Fañabé Alto	Las Américas-Adeje	Las Américas-Arona	Los Cristianos	Costa del Silencio	El Médano	Golf del Sur	Los Gigantes	Puerto Santiago	Playa Jardín-Maritim	Conjunto histórico	Taoro-La Paz	Martínez		
<b>Accommodation establishments</b>		8	5	23	35	11	10	46	30	3	5	11	5	10	13	19	25	8	54	<b>321</b>
<b>Bed-spaces</b>		2,219	4,143	13,145	18,384	3,632	4,369	24,635	11,700	1,225	697	4,781	1,193	5,985	4,492	2,893	9,363	3,569	10,977	<b>127,400</b>
<b>ADR (€)</b>		90.2	169.8	210.1	130.2	77.8	112.4	118.9	108.9	93.8	92.5	167.8	109.3	143.5	76.2	58.2	82.6	67.5	117.6	<b>125.3</b>
<b>RevPar (€)</b>		72.4	150.0	179.3	115.8	63.0	99.3	102.6	87.8	56.5	70.1	144.3	95.1	119.6	61.0	47.1	67.2	58.6	83.3	<b>104.71</b>
<b>Total revenue (€ million)</b>		21.5	107.2	395.8	330.1	28.5	66.9	374.7	127.4	9.0	8.8	93.9	17.5	113.0	47.9	25.2	108.5	39.2	130.5	<b>2,045</b>
<b>Bed-space occupancy rate (%)</b>		67.9	92.6	83.6	83.2	68.1	81.7	76.7	66.5	47.1	63.4	83.2	80.1	88.0	76.2	73.2	78.0	87.7	66.8	<b>77.58</b>
<b>Occupancy rate per room/apt. (%)</b>		80.2	88.4	85.4	88.9	81.0	88.4	86.2	80.7	60.2	75.8	86.0	87.0	83.4	80.1	80.9	81.3	86.8	71.1	<b>83.58</b>
<b>Tourist population <sup>(1)</sup></b>		1,507	3,837	10,983	15,288	2,474	3,568	18,888	7,777	577	442	3,975	955	5,264	3,422	2,117	7,304	3,130	7,332	<b>98,840</b>
<b>Employment</b>		298	1,345	4,887	3,845	417	710	3,898	1,277	101	138	1,181	257	1,312	784	304	1,738	795	2,843	<b>26,128</b>

Source: Encuestas de Alojamiento Turístico (ISTAC).

<sup>(1)</sup> Equivalent tourist population is obtained by dividing the total number of bednights during the reference period by 365 days (366 in case of leap year).