


Canary Islands tourist accommodation capacity

Historical data: 2017 - 2024

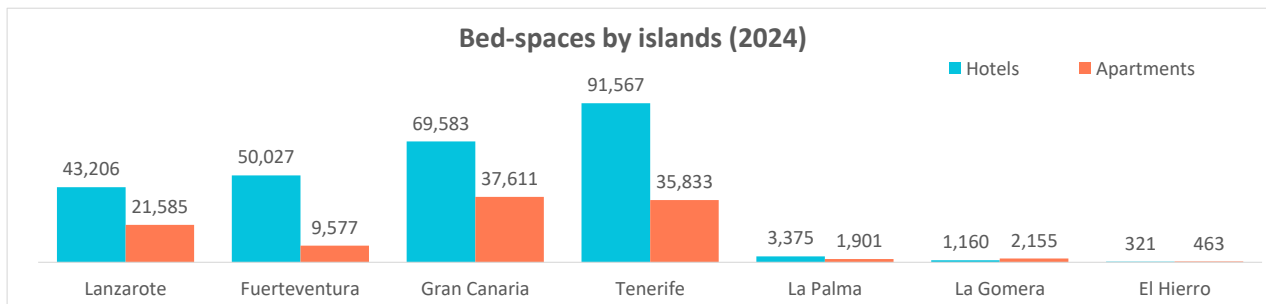


Hotel capacity: Bed-spaces

YEAR	LANZAROTE	FUERTEVENTURA	GRAN CANARIA	TENERIFE	LA PALMA	LA GOMERA	EL HIERRO	CANARY ISLANDS
2017	42,031	45,657	65,933	86,775	4,486	1,972	305	247,159
2018	42,588	44,945	65,460	86,575	4,186	1,954	255	245,963
2019	42,307	47,564	65,842	88,579	4,494	1,976	252	251,013
2020	20,995	23,768	34,291	44,487	1,852	1,185	164	126,743
2021	27,249	31,803	46,740	56,791	2,433	1,591	243	166,850
2022	41,371	49,309	65,951	89,503	3,242	1,621	312	251,308
2023	42,989	51,027	68,283	89,318	3,223	1,653	300	256,793
2024	43,206	50,027	69,583	91,567	3,375	1,160	321	259,238

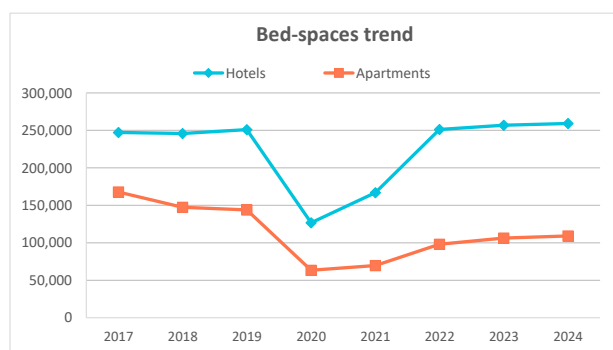
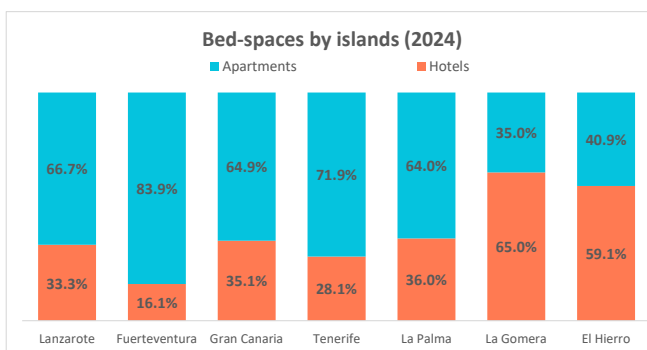
Apartment capacity: Bed-spaces

YEAR	LANZAROTE	FUERTEVENTURA	GRAN CANARIA	TENERIFE	LA PALMA	LA GOMERA	EL HIERRO	CANARY ISLANDS
2017	30,635	16,591	64,788	48,718	3,423	3,113	500	167,768
2018	24,574	13,304	58,038	44,923	3,046	3,073	491	147,448
2019	24,016	12,672	57,148	43,565	3,045	3,065	493	144,003
2020	11,919	5,872	20,364	22,114	1,277	1,572	231	63,349
2021	13,899	6,651	20,015	25,665	1,549	1,579	339	69,697
2022	20,640	8,522	30,934	34,193	1,697	1,651	405	98,042
2023	21,386	8,654	35,868	36,218	1,714	1,914	462	106,216
2024	21,585	9,577	37,611	35,833	1,901	2,155	463	109,125



Total capacity: Bed-spaces

YEAR	LANZAROTE	FUERTEVENTURA	GRAN CANARIA	TENERIFE	LA PALMA	LA GOMERA	EL HIERRO	CANARY ISLANDS
2017	72,666	62,248	130,721	135,493	7,909	5,085	805	414,927
2018	67,162	58,249	123,498	131,498	7,232	5,027	746	393,411
2019	66,323	60,236	122,990	132,144	7,539	5,041	745	395,016
2020	32,914	29,640	54,655	66,601	3,129	2,757	395	190,092
2021	41,148	38,454	66,755	82,456	3,982	3,170	582	236,547
2022	62,011	57,831	96,885	123,696	4,939	3,272	717	349,350
2023	64,375	59,681	104,151	125,536	4,937	3,567	762	363,009
2024	64,791	59,604	107,194	127,400	5,276	3,315	784	368,363



Canary Islands tourist accommodation capacity

Historical data: 2017 - 2024

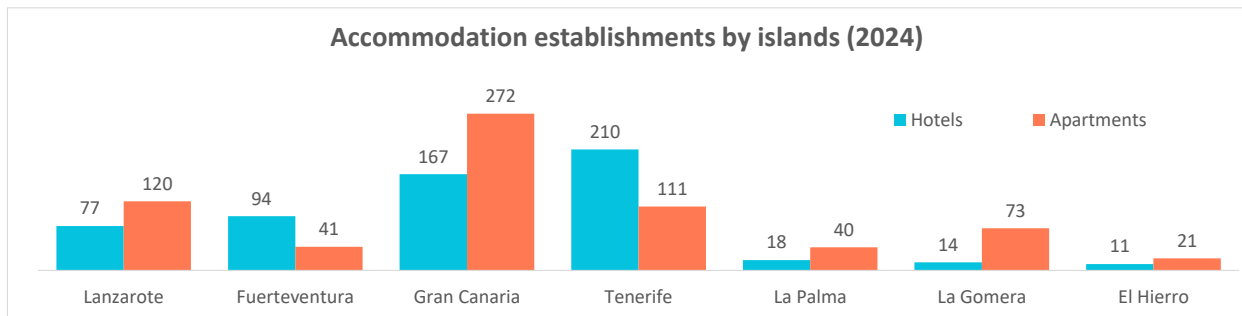


Number of hotels

YEAR	LANZAROTE	FUERTEVENTURA	GRAN CANARIA	TENERIFE	LA PALMA	LA GOMERA	EL HIERRO	CANARY ISLANDS
2017	74	86	166	234	27	30	12	629
2018	73	83	154	229	21	30	9	600
2019	73	87	161	230	21	30	9	611
2020	38	41	84	104	9	12	5	293
2021	49	54	116	124	12	10	8	372
2022	73	89	159	194	15	12	10	552
2023	76	95	165	199	16	14	11	575
2024	77	94	167	210	18	14	11	592

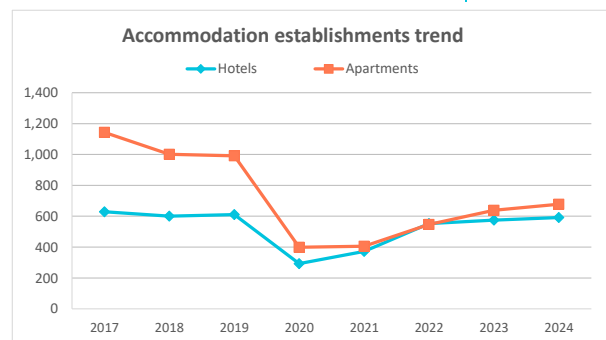
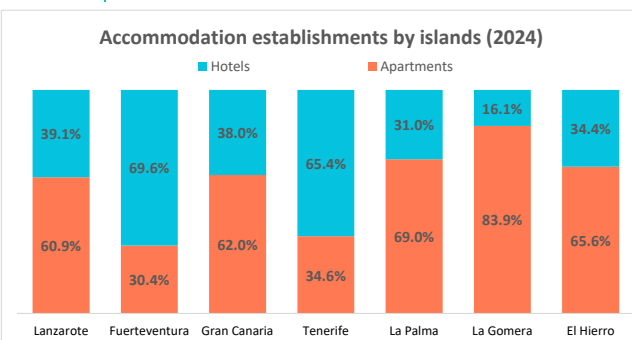
Number of apartments

YEAR	LANZAROTE	FUERTEVENTURA	GRAN CANARIA	TENERIFE	LA PALMA	LA GOMERA	EL HIERRO	CANARY ISLANDS
2017	188	75	423	184	97	155	20	1,143
2018	149	58	386	159	77	154	19	1,001
2019	147	57	381	158	77	153	19	991
2020	70	24	141	70	31	54	10	399
2021	83	28	145	71	32	34	13	406
2022	113	37	212	100	31	37	17	547
2023	118	39	258	109	37	56	21	639
2024	120	41	272	111	40	73	21	678



Total accommodation establishments

YEAR	LANZAROTE	FUERTEVENTURA	GRAN CANARIA	TENERIFE	LA PALMA	LA GOMERA	EL HIERRO	CANARY ISLANDS
2017	262	161	589	418	124	185	32	1,772
2018	222	141	540	388	98	184	28	1,601
2019	220	144	542	388	98	183	28	1,602
2020	108	65	225	174	40	66	15	692
2021	132	82	261	195	44	44	21	778
2022	186	126	371	294	46	49	27	1,099
2023	194	134	423	308	53	70	32	1,214
2024	197	135	439	321	58	87	32	1,270



Sources: Encuestas de alojamiento turístico hotelero y extrahotelero (ISTAC).