
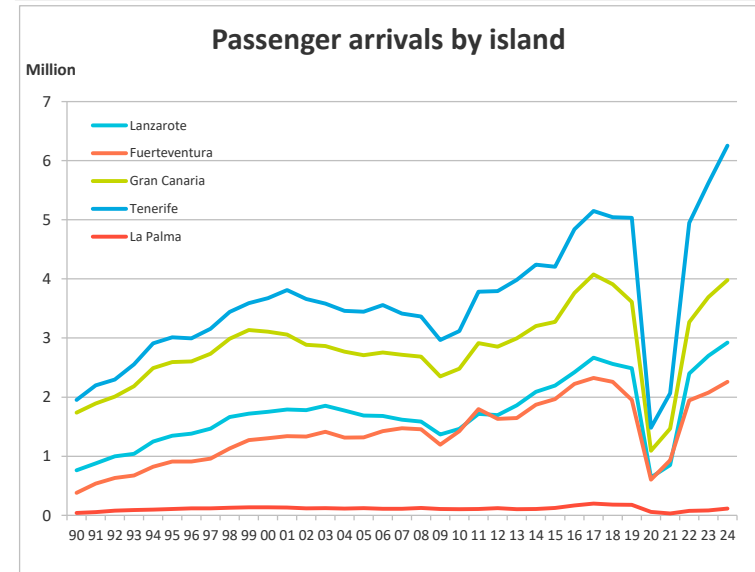
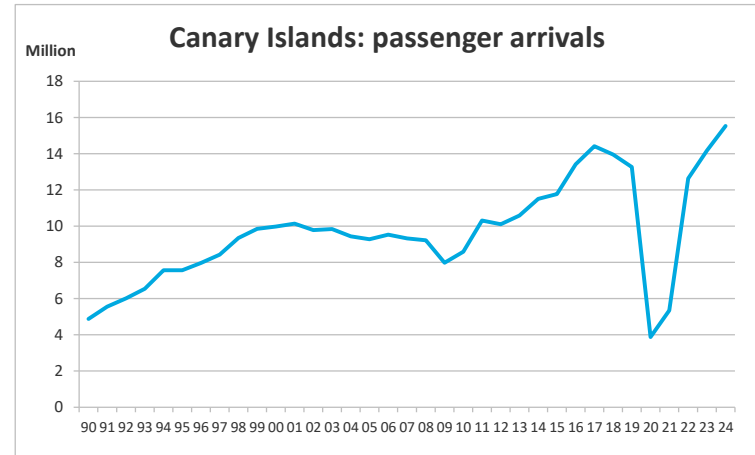


International passenger arrivals

Historical data: 1990 - 2024



Year	LANZAROTE	FUERTEVENTURA	GRAN CANARIA	TENERIFE	LA PALMA	CANARY ISLANDS
1990	763,936	380,951	1,736,908	1,950,897	40,157	4,872,849
1991	878,248	536,573	1,891,526	2,197,333	56,467	5,560,147
1992	998,094	632,006	2,009,740	2,298,327	80,994	6,019,161
1993	1,039,550	675,825	2,186,288	2,554,227	89,506	6,545,396
1994	1,247,699	822,742	2,491,917	2,909,786	96,952	7,569,096
1995	1,348,700	912,087	2,592,007	3,012,568	106,566	7,569,096
1996	1,381,195	911,201	2,602,220	2,993,084	119,418	7,971,928
1997	1,466,570	958,975	2,733,978	3,157,343	117,007	8,433,873
1998	1,662,427	1,131,983	2,987,098	3,440,551	127,093	9,349,152
1999	1,719,949	1,272,648	3,136,262	3,591,020	135,376	9,855,255
2000	1,750,507	1,305,874	3,109,066	3,675,206	135,324	9,975,977
2001	1,791,722	1,341,319	3,058,759	3,811,990	133,412	10,137,202
2002	1,781,374	1,332,012	2,886,791	3,659,397	118,929	9,778,503
2003	1,853,085	1,414,108	2,865,475	3,582,195	121,922	9,836,785
2004	1,774,714	1,314,039	2,770,607	3,459,745	116,134	9,435,312
2005	1,688,228	1,318,605	2,708,345	3,445,773	120,048	9,281,001
2006	1,682,716	1,423,570	2,753,596	3,559,666	111,328	9,530,882
2007	1,618,335	1,472,468	2,714,889	3,412,138	110,398	9,328,232
2008	1,587,140	1,457,279	2,685,298	3,363,254	123,958	9,217,024
2009	1,367,483	1,193,829	2,349,533	2,965,012	106,567	7,982,430
2010	1,461,455	1,424,482	2,481,464	3,118,709	103,507	8,589,623
2011	1,714,933	1,797,653	2,913,449	3,784,700	107,635	10,318,387
2012	1,696,532	1,632,982	2,855,447	3,794,493	121,884	10,101,340
2013	1,862,354	1,645,608	2,994,608	3,984,433	104,953	10,591,956
2014	2,090,336	1,870,591	3,203,929	4,240,423	106,169	11,511,450
2015	2,195,152	1,966,634	3,271,941	4,207,310	125,958	11,766,995
2016	2,421,888	2,223,301	3,762,688	4,839,905	167,838	13,415,620
2017	2,667,390	2,324,388	4,075,612	5,148,742	198,938	14,415,070
2018	2,561,709	2,258,673	3,911,338	5,045,381	182,843	13,959,954
2019	2,488,520	1,950,950	3,612,358	5,032,809	176,891	13,261,534
2020	642,423	604,542	1,092,817	1,481,810	58,178	3,879,770
2021	851,378	932,635	1,465,219	2,065,481	31,764	5,346,479
2022	2,400,393	1,945,812	3,268,835	4,948,491	75,184	12,638,719
2023	2,698,138	2,076,418	3,692,377	5,622,407	81,422	14,170,762
2024	2,922,922	2,257,773	3,981,152	6,254,488	116,418	15,532,757



Source: AENA

Historical data: passenger arrivals on non-stop flights

FUERTEVENTURA (1992 - 2024)


Year	United Kingdom	Germany	Netherlands	Sweden	Denmark	Finland	Norway	Ireland	Belgium	Italy	Austria	France	Switzerland	Czech Republic	Russia	Poland	Portugal	Luxembourg	International	Spanish Mainland	TOTAL
1992	113,167	440,244	23,620	4,885	0	5,432	0	0	10,232	6,236	6,333	1,913	19,938	0	0	0	0	0	632,006	--	--
1993	147,333	477,701	14,010	3,897	0	651	0	0	5,396	2,757	6,156	501	16,582	0	0	0	0	0	675,825	--	--
1994	212,905	544,189	20,932	7,609	0	681	0	36	4,321	4,726	5,902	41	17,769	0	0	0	0	0	822,742	--	--
1995	243,106	573,207	18,577	15,270	0	5,363	1,807	0	4,239	9,160	10,673	4,279	18,585	0	0	0	0	0	912,087	--	--
1996	205,544	579,105	19,567	30,805	2,175	13,916	5,813	0	4,399	8,046	12,398	8,288	15,471	0	0	0	0	0	911,201	--	--
1997	226,905	577,184	22,307	37,667	6,950	17,924	10,674	1,878	5,162	8,957	12,345	7,803	17,015	1,016	0	0	0	0	958,975	--	--
1998	301,797	632,913	28,813	40,450	9,451	18,010	16,483	5,756	6,294	10,539	12,896	8,889	22,217	9,834	0	0	0	0	1,131,983	--	--
1999	353,028	708,593	32,312	45,034	13,102	16,641	16,596	9,959	6,379	10,126	13,401	9,895	18,713	9,403	0	1,014	0	0	1,272,648	--	--
2000	387,555	687,450	40,105	44,893	13,770	16,215	19,075	25,290	10,315	7,614	6,624	7,528	19,350	7,538	0	660	0	0	1,305,874	--	--
2001	421,232	691,025	48,400	39,242	10,685	15,748	19,805	26,673	14,318	8,038	7,097	8,488	13,069	6,688	0	0	733	9,872	1,341,319	--	--
2002	426,585	676,154	53,396	35,395	8,298	16,617	11,363	30,862	14,547	12,099	6,943	9,109	10,854	8,156	0	942	866	9,658	1,332,012	--	--
2003	451,968	720,044	57,461	24,805	8,411	14,541	8,008	37,271	16,681	21,848	11,719	8,108	9,863	7,950	0	3,565	1,443	10,117	1,414,108	145,301	1,559,409
2004	434,234	643,234	51,475	15,628	5,600	9,290	3,471	37,654	14,751	31,860	28,401	8,839	7,363	9,588	0	53	1,166	11,232	1,314,039	188,990	1,503,029
2005	395,916	655,091	50,002	17,832	4,767	6,348	116	38,595	13,137	61,588	23,583	18,331	6,947	8,522	0	0	5,424	10,788	1,318,605	220,886	1,539,491
2006	413,806	689,188	55,964	25,620	7,114	5,753	3,908	41,185	15,069	78,412	17,621	18,638	20,314	8,393	0	0	6,951	9,900	1,423,570	252,161	1,675,731
2007	394,924	701,725	52,229	31,080	12,294	5,576	4,866	61,765	16,854	86,022	15,137	32,888	24,729	5,541	0	4,573	6,892	9,562	1,472,468	299,213	1,771,681
2008	388,897	677,745	49,498	33,230	18,734	6,309	5,220	65,796	16,099	73,578	14,771	39,542	29,201	6,450	0	9,486	9,790	10,089	1,457,279	300,237	1,757,516
2009	314,021	570,835	39,545	28,359	26,811	8,102	5,997	23,399	13,453	48,495	14,424	39,052	23,880	5,820	0	18,571	6,769	4,897	1,193,829	248,428	1,442,257
2010	408,010	636,840	38,449	33,206	26,849	6,042	8,495	38,030	21,126	63,724	14,133	53,501	31,679	4,943	0	23,988	7,357	5,901	1,424,482	248,156	1,672,638
2011	487,724	745,372	44,525	43,326	38,127	10,500	9,311	54,308	28,135	102,436	18,097	98,339	38,290	6,356	0	57,169	5,472	7,918	1,797,653	218,518	2,016,171
2012	422,197	693,862	48,096	39,117	38,539	10,972	10,139	38,842	25,939	73,882	15,769	99,567	38,555	4,855	0	60,504	3,974	7,728	1,632,982	165,980	1,798,962
2013	426,450	683,682	48,897	53,309	34,965	9,720	11,435	39,357	25,993	80,876	13,627	98,617	46,041	5,294	0	54,559	4,441	8,338	1,645,608	162,518	1,808,126
2014	515,414	792,136	41,146	46,851	35,410	10,503	7,956	47,544	24,252	89,141	11,491	116,636	54,157	5,601	0	60,350	4,223	7,249	1,870,591	183,163	2,053,754
2015	572,928	776,421	43,499	43,306	33,223	10,652	7,263	57,602	26,634	95,228	10,726	139,852	55,159	6,174	0	77,041	3,519	6,778	1,966,634	220,861	2,187,495
2016	669,276	861,575	63,781	45,831	39,674	14,229	7,842	50,480	22,269	117,010	10,415	145,081	59,761	7,794	0	91,532	6,612	6,489	2,223,301	254,400	2,477,701
2017	739,245	863,910	64,791	47,455	46,639	16,309	8,055	55,143	21,390	132,663	14,233	125,658	67,191	11,204	4	85,599	4,129	6,839	2,324,388	264,480	2,588,868
2018	720,096	845,149	64,378	42,363	44,338	15,942	8,390	53,900	21,387	113,467	15,854	122,038	68,793	14,650	0	84,434	3,619	6,938	2,258,673	297,207	2,555,880
2019	663,131	670,695	61,894	36,209	40,993	15,000	3,302	54,618	21,115	93,991	18,601	104,160	60,214	10,891	0	76,218	7,056	7,002	1,950,950	350,141	2,301,091
2020	155,976	257,683	17,414	11,712	13,187	5,860	1,267	12,986	10,195	32,687	4,333	28,923	18,270	3,309	0	27,559	8	3,173	604,542	162,735	767,277
2021	151,369	419,196	31,322	12,126	16,615	2,182	234	16,423	11,350	93,987	1,946	59,434	32,439	11,988	0	56,278	7,287	7,240	932,635	260,666	1,193,301
2022	628,681	701,782	61,083	15,627	32,642	4,469	2,070	41,115	13,992	142,780	18,790	101,465	51,291	19,946	0	72,218	17,300	9,364	1,945,812	389,493	2,335,305
2023	708,858	734,417	57,478	17,402	32,731	4,969	4,193	64,875	16,226	117,337	23,311	90,826	56,815	24,726	0	94,019	6,597	12,910	2,076,418	402,074	2,478,492
2024	785,236	801,502	60,395	16,827	31,825	6,313	4,714	67,822	19,009	140,331	22,881	88,505	50,966	26,267	0	110,907	4,189	11,751	2,257,773	417,523	2,675,296

Historical data: passenger arrivals on non-stop flights

LA PALMA (1992 - 2024)



Year	United Kingdom	Germany	Netherlands	Sweden	Denmark	Finland	Norway	Ireland	Belgium	Italy	Austria	France	Switzerland	Czech Republic	Russia	Poland	Portugal	Luxembourg	International	Spanish Mainland	TOTAL
1992	953	65,526	4,842	0	2,515	0	0	0	0	0	0	0	7,015	0	0	0	0	0	80,994	--	--
1993	1,818	75,343	5,499	0	0	0	0	0	0	0	0	0	6,749	0	0	0	0	0	89,506	--	--
1994	0	85,082	6,778	0	0	0	0	0	0	0	0	0	5,092	0	0	0	0	0	96,952	--	--
1995	0	91,123	7,921	0	0	0	0	0	0	0	0	0	7,189	0	0	0	0	0	106,566	--	--
1996	0	98,029	12,410	0	0	0	0	0	0	0	0	0	7,399	0	0	0	0	0	119,418	--	--
1997	0	96,331	12,657	0	0	754	0	0	0	0	37	0	5,385	0	0	0	0	0	117,007	--	--
1998	0	101,310	16,509	0	0	1,299	0	0	907	0	706	0	6,277	0	0	0	0	0	127,093	--	--
1999	0	105,306	19,932	0	0	0	0	0	3,996	0	899	0	5,191	0	0	0	0	0	135,376	--	--
2000	1,493	106,692	18,519	0	0	0	0	0	3,616	0	0	0	4,573	305	0	0	0	0	135,324	--	--
2001	5,361	98,724	17,377	52	0	0	0	0	5,694	0	0	0	4,310	493	0	0	429	972	133,412	--	--
2002	6,204	83,961	19,296	0	0	0	0	0	5,203	0	578	0	2,216	779	0	0	258	434	118,929	--	--
2003	4,939	86,978	21,368	0	0	0	0	0	6,283	0	0	0	1,833	0	0	0	521	0	121,922	38,053	159,975
2004	4,538	82,513	20,286	0	0	0	0	0	5,712	987	0	0	1,722	0	0	0	352	0	116,134	45,957	162,091
2005	2,953	86,418	21,254	0	0	0	0	0	5,002	3,341	0	0	933	0	0	0	92	0	120,048	50,979	171,027
2006	27	83,824	20,939	0	0	0	0	0	4,937	1,418	0	0	0	0	0	0	135	0	111,328	62,861	174,189
2007	3,353	80,139	19,705	0	0	0	0	0	3,489	2,460	0	0	1,252	0	0	0	0	0	110,398	66,928	177,326
2008	17,930	75,545	19,734	0	0	0	0	0	2,257	995	0	0	7,139	0	0	0	358	0	123,958	49,305	173,263
2009	14,188	67,740	16,576	0	0	0	0	0	4,562	0	0	0	3,501	0	0	0	0	0	106,567	40,510	147,077
2010	14,875	67,407	14,702	0	0	0	0	0	4,748	0	0	0	1,773	0	0	0	2	0	103,507	35,023	138,530
2011	12,206	74,263	15,585	0	0	0	0	0	5,581	0	0	0	0	0	0	0	0	0	107,635	46,662	154,297
2012	18,036	80,265	16,851	1,890	0	0	0	0	4,842	0	0	0	0	0	0	0	0	0	121,884	37,243	159,127
2013	14,169	65,692	18,065	179	0	0	0	0	5,289	0	0	1,343	0	0	0	0	211	0	104,953	26,893	131,846
2014	16,485	64,675	18,583	0	0	0	0	0	4,394	0	0	2,032	0	0	0	0	0	0	106,169	34,688	140,857
2015	23,883	76,373	18,325	0	0	0	0	0	4,862	154	0	2,356	0	0	0	0	3	0	125,958	55,409	181,367
2016	27,692	91,226	23,625	3,529	3,130	252	591	0	5,413	0	0	7,669	2,201	0	0	2,459	51	0	167,838	73,719	241,557
2017	36,152	92,577	27,536	6,708	9,006	2,296	2,747	0	5,143	0	0	11,363	2,637	0	0	2,656	2	0	198,938	73,300	272,238
2018	31,382	92,167	23,623	5,160	6,893	1,779	998	0	3,701	10	0	7,180	5,680	0	0	4,270	0	0	182,843	76,508	259,351
2019	26,748	94,485	23,003	4,556	6,876	0	0	0	5,366	0	2	3,698	9,528	0	0	2,624	5	0	176,891	82,502	259,393
2020	7,236	35,240	6,251	1,640	3,817	0	0	0	1,698	0	0	0	2,296	0	0	0	0	0	58,178	36,721	94,899
2021	1,848	21,823	1,787	0	0	0	0	0	1,797	0	0	0	2,195	0	0	2,305	8	0	31,764	56,987	88,751
2022	12,090	39,373	8,088	0	4,398	0	0	5	3,080	0	0	4,071	3,815	0	0	0	187	0	75,184	126,395	201,579
2023	11,687	44,957	8,331	0	10,019	0	0	0	1,123	3	0	0	2,605	0	0	2,283	2	406	81,422	105,131	186,553
2024	12,424	68,087	13,473	0	11,721	0	0	0	0	0	0	511	3,026	2,919	0	2,836	15	1,406	116,418	106,674	223,092