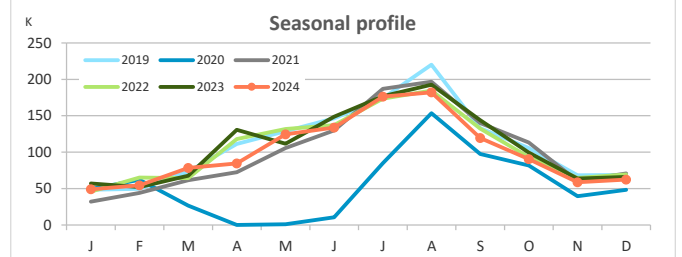
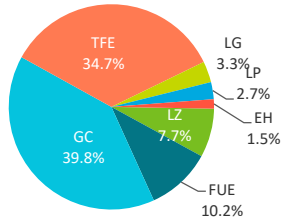


Canary Islands residents staying in tourist accommodation by island of stay

	Lanzarote	Fuerteventura	Gran Canaria	Tenerife	La Gomera	La Palma	El Hierro	Canary Islands
2023	103,883	128,845	547,383	428,791	51,655	36,356	13,758	1,310,671
2024	93,424	124,429	483,612	421,973	40,370	32,693	17,867	1,214,368
% residents in the island	18.5%	21.9%	54.8%	50.4%	4.0%	30.6%	2.1%	100%
Change, 24-23	-10,459	-4,416	-63,771	-6,818	-11,285	-3,663	4,109	-96,303
Change, % 24-23	-10.1%	-3.4%	-11.7%	-1.6%	-21.8%	-10.1%	29.9%	-7.3%

Canary Islands residents by island of stay (2024)



Canary Islands residents staying in tourist accommodation by island of residence and island of stay

		ISLAND OF STAY							Canary Islands
		Lanzarote	Fuerteventura	Gran Canaria	Tenerife	La Gomera	La Palma	El Hierro	
ISLAND OF RESIDENCE	Lanzarote	17,284	11,527	75,005	14,829	213	467	569	119,894
	Fuerteventura	10,610	27,215	35,993	10,768	94	371	963	86,014
	Gran Canaria	24,044	43,118	264,778	44,746	4,109	8,252	3,409	392,456
	Tenerife	36,455	16,189	70,434	212,740	30,784	9,552	10,036	386,190
	La Gomera	380	1,282	1,931	17,126	1,630	2,941	1,498	26,788
	La Palma	4,382	21,917	30,514	103,288	990	10,003	1,015	172,109
	El Hierro	269	3,181	4,957	18,476	2,550	1,107	377	30,917
	Canary Islands	93,424	124,429	483,612	421,973	40,370	32,693	17,867	1,214,368
ISLAND OF RESIDENCE	Change, % 24-23								
	Lanzarote	-19.6%	10.0%	15.6%	35.3%	142.0%	-54.1%	35.2%	9.6%
	Fuerteventura	-11.5%	-8.3%	7.9%	111.0%	-40.9%	-39.3%	537.7%	6.1%
	Gran Canaria	-7.5%	-13.3%	-21.8%	-27.5%	-36.6%	-9.1%	7.4%	-20.7%
	Tenerife	1.2%	39.1%	-10.2%	-13.9%	-28.0%	2.9%	35.2%	-10.7%
	La Gomera	-41.4%	3187.2%	-75.9%	6.1%	13.1%	318.9%	119.6%	-3.2%
	La Palma	-30.8%	17.0%	64.1%	52.0%	54.0%	-30.7%	-41.3%	34.0%
	El Hierro	-80.8%	-62.8%	-10.2%	-6.9%	4296.6%	-10.6%	113.0%	-16.0%
Canary Islands	-10.1%	-3.4%	-11.7%	-1.6%	-21.8%	-10.1%	29.9%	-7.3%	

Canary Islands residents travelling to other islands (residents of each island are excluded)

		ISLAND OF STAY							Canary Islands
		Lanzarote	Fuerteventura	Gran Canaria	Tenerife	La Gomera	La Palma	El Hierro	
Outbound tourism		102,610	58,799	127,678	173,450	25,158	162,106	30,540	680,341
	Change, % 24-23	16.8%	14.5%	-18.2%	-6.5%	-4.1%	42.2%	-16.6%	3.4%
Inbound tourism		76,140	97,214	218,834	209,233	38,740	22,690	17,490	680,341
	Change, % 24-23	-7.6%	-2.0%	4.8%	15.1%	-22.9%	3.5%	28.8%	3.4%
Net balance		-26,470	38,415	91,156	35,783	13,582	-139,416	-13,050	0

Distribution by island of residence

		ISLAND OF STAY							Canary Islands
		Lanzarote	Fuerteventura	Gran Canaria	Tenerife	La Gomera	La Palma	El Hierro	
ISLAND OF RESIDENCE	Lanzarote	18.5%	9.3%	15.5%	3.5%	0.5%	1.4%	3.2%	9.9%
	Fuerteventura	11.4%	21.9%	7.4%	2.6%	0.2%	1.1%	5.4%	7.1%
	Gran Canaria	25.7%	34.7%	54.8%	10.6%	10.2%	25.2%	19.1%	32.3%
	Tenerife	39.0%	13.0%	14.6%	50.4%	76.3%	29.2%	56.2%	31.8%
	La Gomera	0.4%	1.0%	0.4%	4.1%	4.0%	9.0%	8.4%	2.2%
	La Palma	4.7%	17.6%	6.3%	24.5%	2.5%	30.6%	5.7%	14.2%
	El Hierro	0.3%	2.6%	1.0%	4.4%	6.3%	3.4%	2.1%	2.5%
	Canary Islands	100%	100%	100%	100%	100%	100%	100%	100%

Distribution by island of stay

		ISLAND OF STAY							Canary Islands
		Lanzarote	Fuerteventura	Gran Canaria	Tenerife	La Gomera	La Palma	El Hierro	
ISLAND OF RESIDENCE	Lanzarote	14.4%	9.6%	62.6%	12.4%	0.2%	0.4%	0.5%	100%
	Fuerteventura	12.3%	31.6%	41.8%	12.5%	0.1%	0.4%	1.1%	100%
	Gran Canaria	6.1%	11.0%	67.5%	11.4%	1.0%	2.1%	0.9%	100%
	Tenerife	9.4%	4.2%	18.2%	55.1%	8.0%	2.5%	2.6%	100%
	La Gomera	1.4%	4.8%	7.2%	63.9%	6.1%	11.0%	5.6%	100%
	La Palma	2.5%	12.7%	17.7%	60.0%	0.6%	5.8%	0.6%	100%
	El Hierro	0.9%	10.3%	16.0%	59.8%	8.2%	3.6%	1.2%	100%
	Canary Islands	7.7%	10.2%	39.8%	34.7%	3.3%	2.7%	1.5%	100%

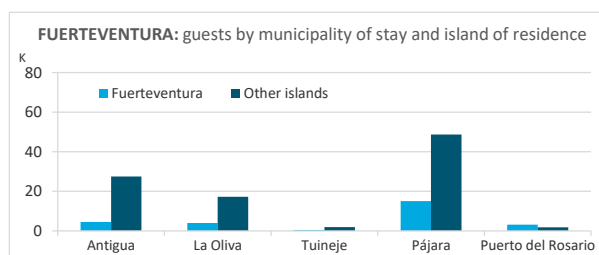
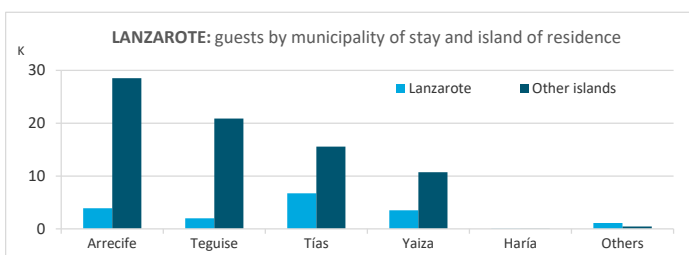
Canary Islands residents staying in tourist accommodation by municipality of stay and island of residence

LANZAROTE

	Lanzarote	Fuerteventura	Gran Canaria	Tenerife	La Gomera	La Palma	El Hierro	Canary Islands
Arrecife	3,914	4,900	3,231	18,836	358	1,053	152	32,444
Teguise	1,981	1,779	10,206	7,809	-	1,053	34	22,862
Tías	6,741	2,386	5,703	7,113	22	333	7	22,305
Yaiza	3,503	1,542	4,461	2,688	-	1,941	76	14,211
Haría	19	3	13	4	-	2	-	41
Others	1,126	-	430	5	-	-	-	1,561
Lanzarote	17,284	10,610	24,044	36,455	380	4,382	269	93,424
- Home island share	18.5%	11.4%	25.7%	39.0%	0.4%	4.7%	0.3%	100%

FUERTEVENTURA

	Lanzarote	Fuerteventura	Gran Canaria	Tenerife	La Gomera	La Palma	El Hierro	Canary Islands
Antigua	3,024	4,492	22,386	1,821	-	2	237	31,962
La Oliva	2,277	3,949	3,554	2,526	103	7,382	1,437	21,228
Tuineje	844	509	839	38	-	2	200	2,432
Pájara	5,247	15,050	15,351	11,149	1,179	14,495	1,297	63,768
Puerto del Rosario	135	3,215	988	655	-	36	10	5,039
Fuerteventura	11,527	27,215	43,118	16,189	1,282	21,917	3,181	124,429
- Home island share	9.3%	21.9%	34.7%	13.0%	1.0%	17.6%	2.6%	100%

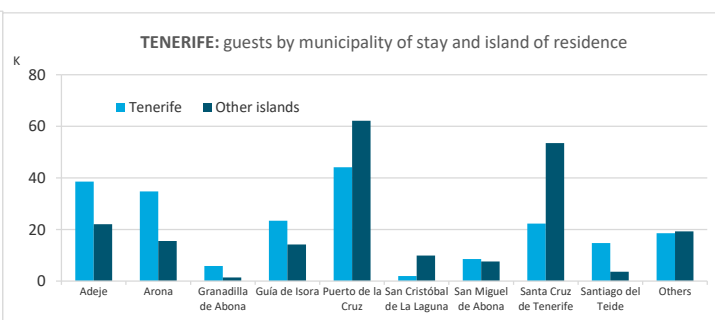
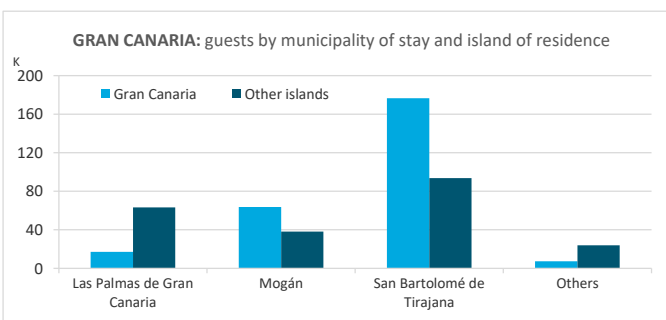


GRAN CANARIA

	Lanzarote	Fuerteventura	Gran Canaria	Tenerife	La Gomera	La Palma	El Hierro	Canary Islands
Las Palmas de Gran Canaria	23,036	11,874	17,038	18,674	1,068	7,703	879	80,272
Mogán	7,839	5,418	63,762	9,699	-	13,618	1,534	101,870
San Bartolomé de Tirajana	35,265	12,692	176,595	36,929	375	8,176	222	270,254
Others	8,865	6,009	7,383	5,132	488	1,017	2,322	31,216
Gran Canaria	75,005	35,993	264,778	70,434	1,931	30,514	4,957	483,612
- Home island share	15.5%	7.4%	54.8%	14.6%	0.4%	6.3%	1.0%	100%

TENERIFE

	Lanzarote	Fuerteventura	Gran Canaria	Tenerife	La Gomera	La Palma	El Hierro	Canary Islands
Adeje	863	80	2,027	38,604	1,112	15,239	2,725	60,650
Arona	198	371	7,267	34,737	1,725	4,263	1,684	50,245
Granadilla de Abona	28	5	1,082	5,841	30	252	13	7,251
Guía de Isora	1,246	-	414	23,360	346	10,333	1,863	37,562
Puerto de la Cruz	7,472	4,168	13,931	44,152	3,227	31,991	1,343	106,284
San Cristóbal de La Laguna	352	1,107	4,282	1,991	2,336	1,729	80	11,877
San Miguel de Abona	863	32	919	8,530	573	4,704	478	16,099
Santa Cruz de Tenerife	3,494	4,869	11,463	22,268	5,123	23,605	4,971	75,793
Santiago del Teide	147	13	261	14,724	233	2,311	687	18,376
Others	166	123	3,100	18,533	2,421	8,861	4,632	37,836
Tenerife	14,829	10,768	44,746	212,740	17,126	103,288	18,476	421,973
- Home island share	3.5%	2.6%	10.6%	50.4%	4.1%	24.5%	4.4%	100%



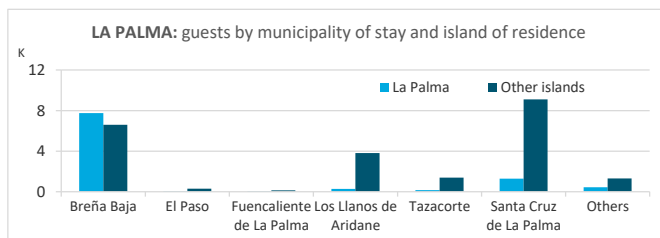
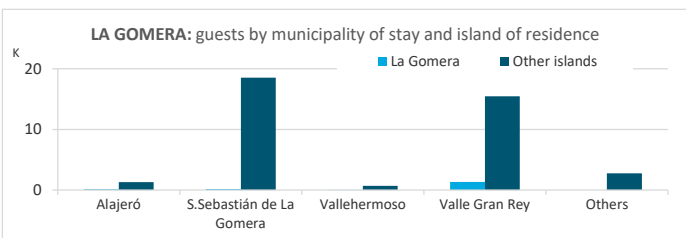
Canary Islands residents staying in tourist accommodation by municipality of stay and island of residence

LA GOMERA

	Lanzarote	Fuerteventura	Gran Canaria	Tenerife	La Gomera	La Palma	El Hierro	Canary Islands
Alajeró	16	-	236	990	112	25	30	1,409
S.Sebastián de La Gomera	54	10	2,786	15,585	171	64	27	18,697
Vallehermoso	1	-	24	682	5	5	-	717
Valle Gran Rey	80	84	1,043	11,225	1,342	552	2,468	16,794
Others	62	-	20	2,302	-	344	25	2,753
La Gomera	213	94	4,109	30,784	1,630	990	2,550	40,370
- Home island share	0.5%	0.2%	10.2%	76.3%	4.0%	2.5%	6.3%	100%

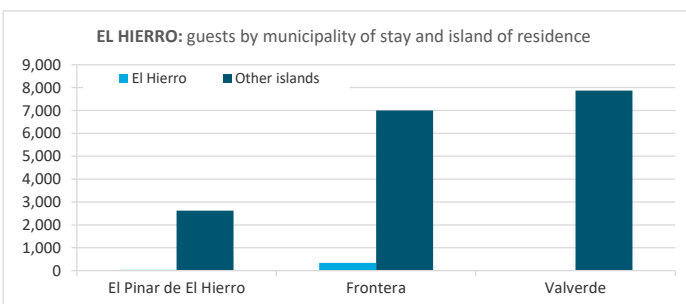
LA PALMA

	Lanzarote	Fuerteventura	Gran Canaria	Tenerife	La Gomera	La Palma	El Hierro	Canary Islands
Breña Baja	277	108	2,452	3,128	616	7,749	13	14,343
El Paso	-	16	15	269	-	46	8	354
Fuencaliente de La Palma	1	7	50	89	-	33	-	180
Los Llanos de Aridane	96	45	1,095	2,505	42	276	36	4,095
Tazacorte	30	4	401	903	46	166	13	1,563
Santa Cruz de La Palma	34	180	3,890	1,743	2,224	1,289	1,037	10,397
Others	29	11	349	915	13	444	-	1,761
La Palma	467	371	8,252	9,552	2,941	10,003	1,107	32,693
- Home island share	1.4%	1.1%	25.2%	29.2%	9.0%	30.6%	3.4%	100%



EL HIERRO

	Lanzarote	Fuerteventura	Gran Canaria	Tenerife	La Gomera	La Palma	El Hierro	Canary Islands
El Pinar de El Hierro	256	162	582	1,428	5	189	38	2,660
Frontera	148	153	1,606	3,584	687	824	339	7,341
Valverde	165	648	1,221	5,024	806	2	-	7,866
El Hierro	569	963	3,409	10,036	1,498	1,015	377	17,867
- Home island share	3.2%	5.4%	19.1%	56.2%	8.4%	5.7%	2.1%	100%



Length of stay: Canary Islands residents by island of stay

