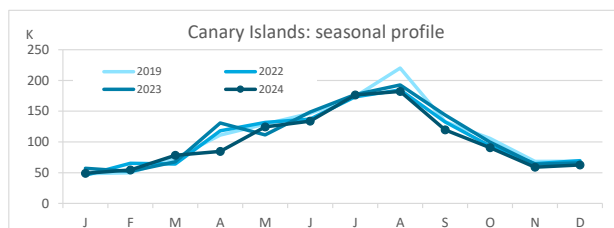
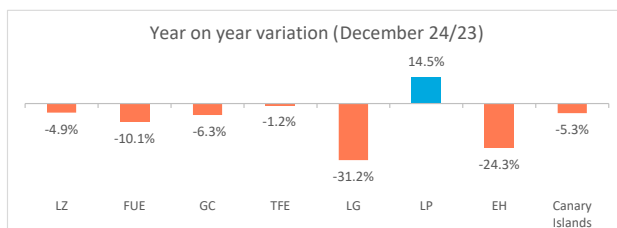


# Domestic tourism December 2024



## Canary Islands residents staying in tourist accommodation by island of stay

	Lanzarote	Fuerteventura	Gran Canaria	Tenerife	La Gomera	La Palma	El Hierro	Canary Islands
December 2023	5,681	6,470	21,811	25,884	2,612	2,089	1,374	65,921
December 2024	5,400	5,815	20,430	25,566	1,798	2,392	1,040	62,441
% residents in the island	20.1%	23.2%	44.5%	40.6%	3.7%	17.1%	2.5%	100%
Change, 24-23	-281	-655	-1,381	-318	-814	303	-334	-3,480
Change, % 24-23	-4.9%	-10.1%	-6.3%	-1.2%	-31.2%	14.5%	-24.3%	-5.3%



## Canary Islands residents staying in tourist accommodation by island of residence and island of stay

		ISLAND OF STAY								CANARY ISLANDS
		Lanzarote	Fuerteventura	Gran Canaria	Tenerife	La Gomera	La Palma	El Hierro		
ISLAND OF RESIDENCE	Lanzarote	1,087	1,156	2,490	1,154	36	21	45	5,989	
	Fuerteventura	735	1,348	3,518	1,244	0	5	78	6,928	
	Gran Canaria	1,220	2,515	9,085	2,710	285	645	128	16,588	
	Tenerife	1,987	193	3,735	10,383	1,264	801	546	18,909	
	La Gomera	17	0	0	1,362	66	390	150	1,985	
	La Palma	354	603	1,600	6,282	64	410	67	9,380	
	El Hierro	0	0	2	2,431	83	120	26	2,662	
	CANARY ISLANDS	5,400	5,815	20,430	25,566	1,798	2,392	1,040	62,441	

## Year on year variation: December 2024/2023

		ISLAND OF STAY								CANARY ISLANDS
		Lanzarote	Fuerteventura	Gran Canaria	Tenerife	La Gomera	La Palma	El Hierro		
ISLAND OF RESIDENCE	Lanzarote	-20.6%	714.1%	-24.2%	88.9%	-	-61.1%	87.5%	9.2%	
	Fuerteventura	-12.8%	-20.6%	213.8%	211.0%	-100.0%	-82.8%	358.8%	68.4%	
	Gran Canaria	55.2%	0.7%	-5.9%	-13.3%	14.9%	10.4%	-29.3%	-2.9%	
	Tenerife	-9.5%	-50.6%	-35.4%	-28.3%	-44.9%	30.7%	-52.0%	-29.7%	
	La Gomera	-	-	-100.0%	-46.0%	29.4%	561.0%	900.0%	-37.2%	
	La Palma	-25.5%	-49.6%	227.9%	58.5%	481.8%	-39.3%	-	37.8%	
	El Hierro	-100.0%	-100.0%	-99.8%	212.9%	-	60.0%	-	11.9%	
	CANARY ISLANDS	-4.9%	-10.1%	-6.3%	-1.2%	-31.2%	14.5%	-24.3%	-5.3%	

## Canary Islands residents travelling to other islands (residents of each island are excluded)

	Lanzarote	Fuerteventura	Gran Canaria	Tenerife	La Gomera	La Palma	El Hierro	Canary Islands
Outbound tourism	4,902	5,580	7,503	8,526	1,919	8,970	2,636	40,036
Year on year variation (%)	19.2%	130.9%	1.1%	-31.3%	-38.3%	46.2%	10.8%	5.4%
Inbound tourism	4,313	4,467	11,345	15,183	1,732	1,982	1,014	40,036
Year on year variation (%)	0.0%	-6.4%	-6.7%	33.2%	-32.4%	40.2%	-26.2%	5.4%
Net balance	-589	-1,113	3,842	6,657	-187	-6,988	-1,622	0

## Distribution by island of residence

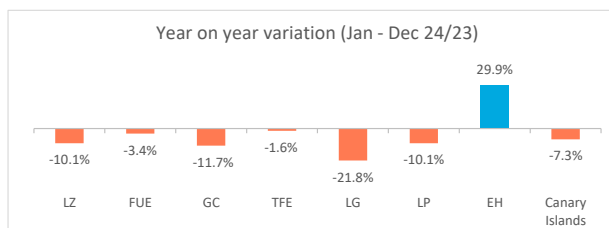
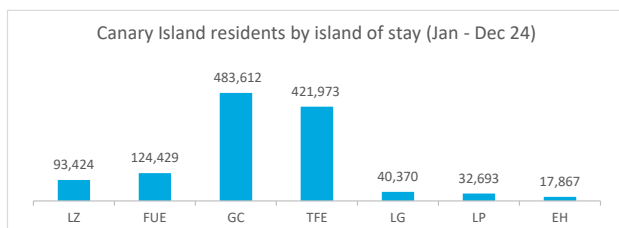
		ISLAND OF STAY								CANARY ISLANDS
		Lanzarote	Fuerteventura	Gran Canaria	Tenerife	La Gomera	La Palma	El Hierro		
ISLAND OF RESIDENCE	Lanzarote	20.1%	19.9%	12.2%	4.5%	2.0%	0.9%	4.3%	9.6%	
	Fuerteventura	13.6%	23.2%	17.2%	4.9%	0.0%	0.2%	7.5%	11.1%	
	Gran Canaria	22.6%	43.3%	44.5%	10.6%	15.9%	27.0%	12.3%	26.6%	
	Tenerife	36.8%	3.3%	18.3%	40.6%	70.3%	33.5%	52.5%	30.3%	
	La Gomera	0.3%	0.0%	0.0%	5.3%	3.7%	16.3%	14.4%	3.2%	
	La Palma	6.6%	10.4%	7.8%	24.6%	3.6%	17.1%	6.4%	15.0%	
	El Hierro	0.0%	0.0%	0.0%	9.5%	4.6%	5.0%	2.5%	4.3%	
	CANARY ISLANDS	100%	100%	100%	100%	100%	100%	100%	100%	

## Distribution by island of stay

		ISLAND OF STAY								CANARY ISLANDS
		Lanzarote	Fuerteventura	Gran Canaria	Tenerife	La Gomera	La Palma	El Hierro		
ISLAND OF RESIDENCE	Lanzarote	18.1%	19.3%	41.6%	19.3%	0.6%	0.4%	0.8%	100%	
	Fuerteventura	10.6%	19.5%	50.8%	18.0%	0.0%	0.1%	1.1%	100%	
	Gran Canaria	7.4%	15.2%	54.8%	16.3%	1.7%	3.9%	0.8%	100%	
	Tenerife	10.5%	1.0%	19.8%	54.9%	6.7%	4.2%	2.9%	100%	
	La Gomera	0.9%	0.0%	0.0%	68.6%	3.3%	19.6%	7.6%	100%	
	La Palma	3.8%	6.4%	17.1%	67.0%	0.7%	4.4%	0.7%	100%	
	El Hierro	0.0%	0.0%	0.1%	91.3%	3.1%	4.5%	1.0%	100%	
	CANARY ISLANDS	8.6%	9.3%	32.7%	40.9%	2.9%	3.8%	1.7%	100%	

## Canary Islands residents staying in tourist accommodation by island of stay

	Lanzarote	Fuerteventura	Gran Canaria	Tenerife	La Gomera	La Palma	El Hierro	Canary Islands
Jan-Dec 2023	103,883	128,845	547,383	428,791	51,655	36,356	13,758	1,310,671
Jan-Dec 2024	93,424	124,429	483,612	421,973	40,370	32,693	17,867	1,214,368
% tourist of the island	18.5%	21.9%	54.8%	50.4%	4.0%	30.6%	2.1%	100%
Change, 24-23	-10,459	-4,416	-63,771	-6,818	-11,285	-3,663	4,109	-96,303
Change, % 24-23	-10.1%	-3.4%	-11.7%	-1.6%	-21.8%	-10.1%	29.9%	-7.3%



## Canary Islands residents staying in tourist accommodation by island of residence and island of stay

ISLAND OF RESIDENCE	ISLAND OF STAY								CANARY ISLANDS
	Lanzarote	Fuerteventura	Gran Canaria	Tenerife	La Gomera	La Palma	El Hierro		
Lanzarote	17,284	11,527	75,005	14,829	213	467	569	119,894	
Fuerteventura	10,610	27,215	35,993	10,768	94	371	963	86,014	
Gran Canaria	24,044	43,118	264,778	44,746	4,109	8,252	3,409	392,456	
Tenerife	36,455	16,189	70,434	212,740	30,784	9,552	10,036	386,190	
La Gomera	380	1,282	1,931	17,126	1,630	2,941	1,498	26,788	
La Palma	4,382	21,917	30,514	103,288	990	10,003	1,015	172,109	
El Hierro	269	3,181	4,957	18,476	2,550	1,107	377	30,917	
CANARY ISLANDS	93,424	124,429	483,612	421,973	40,370	32,693	17,867	1,214,368	

### Year on year variation: January - December 2024/2023

ISLAND OF RESIDENCE	ISLAND OF STAY								CANARY ISLANDS
	Lanzarote	Fuerteventura	Gran Canaria	Tenerife	La Gomera	La Palma	El Hierro		
Lanzarote	-19.6%	10.0%	15.6%	35.3%	142.0%	-54.1%	35.2%	9.6%	
Fuerteventura	-11.5%	-8.3%	7.9%	111.0%	-40.9%	-39.3%	537.7%	6.1%	
Gran Canaria	-7.5%	-13.3%	-21.8%	-27.5%	-36.6%	-9.1%	7.4%	-20.7%	
Tenerife	1.2%	39.1%	-10.2%	-13.9%	-28.0%	2.9%	35.2%	-10.7%	
La Gomera	-41.4%	3187.2%	-75.9%	6.1%	13.1%	318.9%	119.6%	-3.2%	
La Palma	-30.8%	17.0%	64.1%	52.0%	54.0%	-30.7%	-41.3%	34.0%	
El Hierro	-80.8%	-62.8%	-10.2%	-6.9%	4296.6%	-10.6%	113.0%	-16.0%	
CANARY ISLANDS	-10.1%	-3.4%	-11.7%	-1.6%	-21.8%	-10.1%	29.9%	-7.3%	

## Canary Islands residents travelling to other islands (residents of each island are excluded)

	Lanzarote	Fuerteventura	Gran Canaria	Tenerife	La Gomera	La Palma	El Hierro	Canary Islands
Outbound tourism	102,610	58,799	127,678	173,450	25,158	162,106	30,540	680,341
Year on year variation (%)	16.8%	14.5%	-18.2%	-6.5%	-4.1%	42.2%	-16.6%	3.4%
Inbound tourism	76,140	97,214	218,834	209,233	38,740	22,690	17,490	680,341
Year on year variation (%)	-7.6%	-2.0%	4.8%	15.1%	-22.9%	3.5%	28.8%	3.4%
Net balance	-26,470	38,415	91,156	35,783	13,582	-139,416	-13,050	0

## Distribution by island of residence

ISLAND OF RESIDENCE	ISLAND OF STAY								CANARY ISLANDS
	Lanzarote	Fuerteventura	Gran Canaria	Tenerife	La Gomera	La Palma	El Hierro		
Lanzarote	18.5%	9.3%	15.5%	3.5%	0.5%	1.4%	3.2%	9.9%	
Fuerteventura	11.4%	21.9%	7.4%	2.6%	0.2%	1.1%	5.4%	7.1%	
Gran Canaria	25.7%	34.7%	54.8%	10.6%	10.2%	25.2%	19.1%	32.3%	
Tenerife	39.0%	13.0%	14.6%	50.4%	76.3%	29.2%	56.2%	31.8%	
La Gomera	0.4%	1.0%	0.4%	4.1%	4.0%	9.0%	8.4%	2.2%	
La Palma	4.7%	17.6%	6.3%	24.5%	2.5%	30.6%	5.7%	14.2%	
El Hierro	0.3%	2.6%	1.0%	4.4%	6.3%	3.4%	2.1%	2.5%	
CANARY ISLANDS	100%	100%	100%	100%	100%	100%	100%	100%	

## Distribution by island of stay

ISLAND OF RESIDENCE	ISLAND OF STAY								CANARY ISLANDS
	Lanzarote	Fuerteventura	Gran Canaria	Tenerife	La Gomera	La Palma	El Hierro		
Lanzarote	14.4%	9.6%	62.6%	12.4%	0.2%	0.4%	0.5%	100%	
Fuerteventura	12.3%	31.6%	41.8%	12.5%	0.1%	0.4%	1.1%	100%	
Gran Canaria	6.1%	11.0%	67.5%	11.4%	1.0%	2.1%	0.9%	100%	
Tenerife	9.4%	4.2%	18.2%	55.1%	8.0%	2.5%	2.6%	100%	
La Gomera	1.4%	4.8%	7.2%	63.9%	6.1%	11.0%	5.6%	100%	
La Palma	2.5%	12.7%	17.7%	60.0%	0.6%	5.8%	0.6%	100%	
El Hierro	0.9%	10.3%	16.0%	59.8%	8.2%	3.6%	1.2%	100%	
CANARY ISLANDS	7.7%	10.2%	39.8%	34.7%	3.3%	2.7%	1.5%	100%	