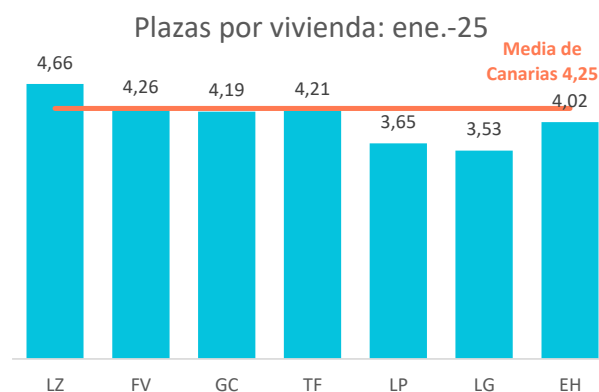
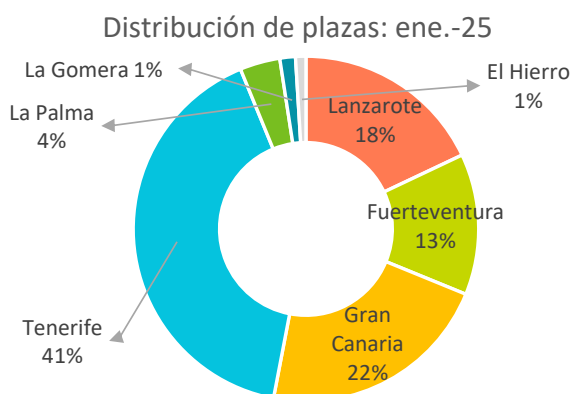


# Viviendas vacacionales comercializadas en Canarias

## Enero 2025

### Principales indicadores relativos a viviendas vacacionales (últimos datos)

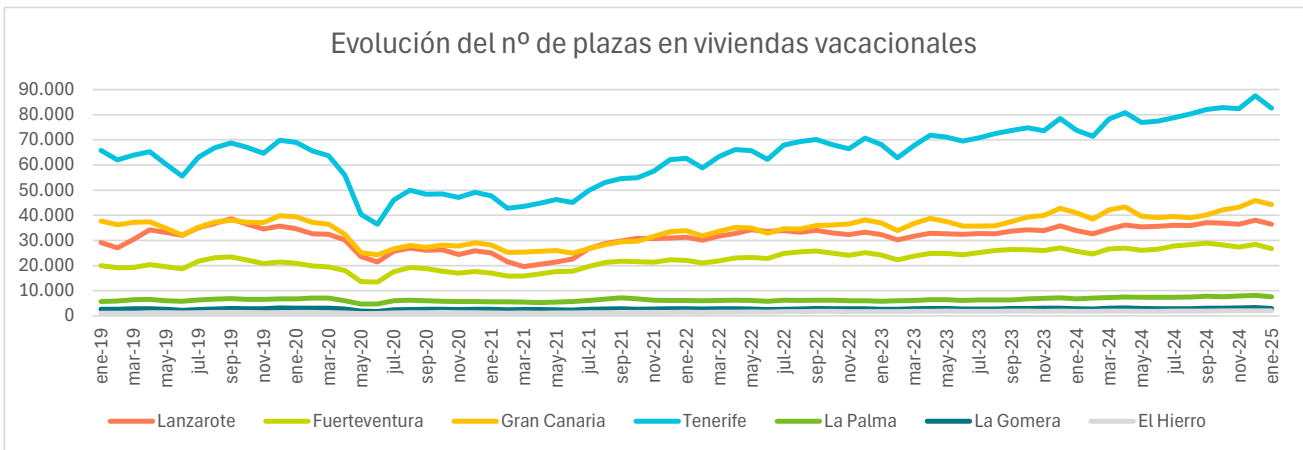
		CANARIAS	Lanzarote	Fuerteventura	Gran Canaria	Tenerife	La Palma	La Gomera	El Hierro
Viviendas vacacionales disponibles	ene.-25	<b>47.716</b>	7.806	6.290	10.555	19.647	2.084	837	489
	Dif 25/24	<b>11,72%</b>	7,92%	6,97%	10,42%	15,39%	17,61%	6,90%	8,67%
Plazas disponibles	ene.-25	<b>202.601</b>	36.384	26.764	44.248	82.637	7.613	2.956	1.964
	Dif 25/24	<b>9,12%</b>	7,44%	4,50%	8,07%	11,85%	12,47%	5,05%	11,78%
Tasa de vivienda reservada	ene.-25	<b>96,36</b>	96,36	95,63	96,39	96,66	95,78	96,3	96,11
	Dif 25/24	<b>0,43</b>	0,19	1,06	0,74	0,27	<b>-0,61</b>	<b>-0,25</b>	0,78
Tarifa media diaria	ene.-25	<b>171,21</b>	208,39	143,14	176,51	173,34	116,47	91,17	105,64
	Dif 25/24	<b>32,70%</b>	37,63%	36,96%	30,16%	30,77%	31,87%	30,71%	40,98%
Estancia media en la vivienda vacacional	ene.-25	<b>4,76</b>	4,91	4,86	4,63	4,75	5,08	4,37	3,58
	Dif 25/24	<b>-0,1</b>	<b>-0,05</b>	<b>-0,04</b>	<b>-0,08</b>	<b>-0,2</b>	0,16	<b>-0,09</b>	0,01
Ingresos totales (mill €)	ene.-25	<b>121,36</b>	24,53	13,27	26,31	51,59	3,77	1,21	0,66
	Dif 25/24	<b>55,04%</b>	56,65%	60,84%	49,45%	56,24%	53,94%	41,37%	53,56%



### Geolocalización de viviendas vacacionales registradas en el Registro General Turístico de Canarias

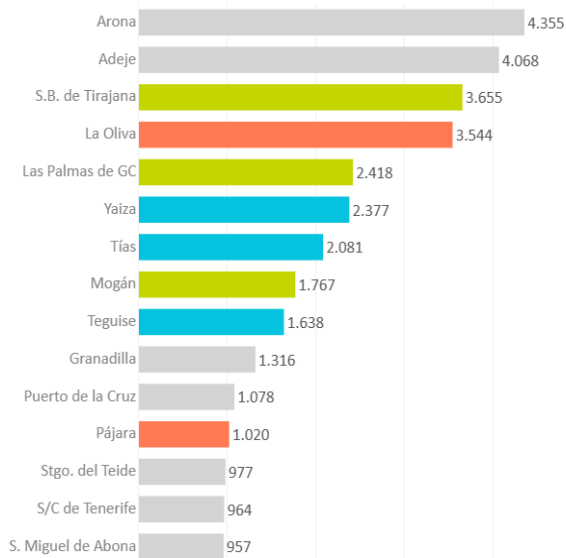


### Principales indicadores relativos a VV por islas y municipios

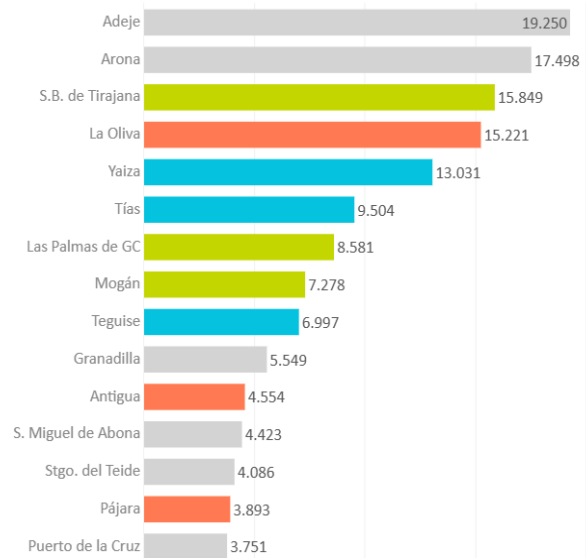


### Ranking 15 primeros municipios: ene.-25

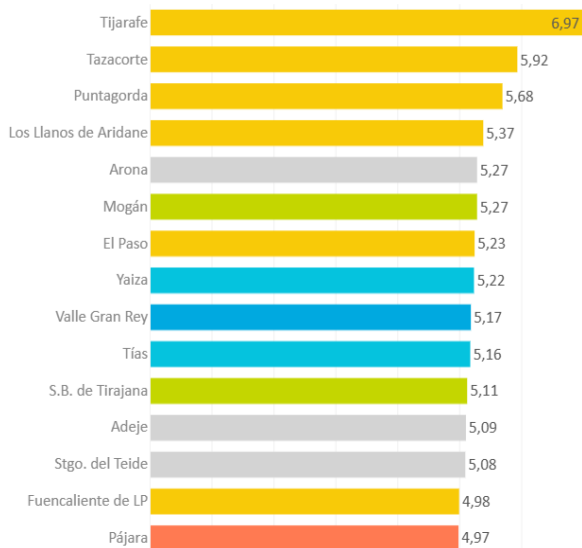
#### VV disponibles: ene.-25



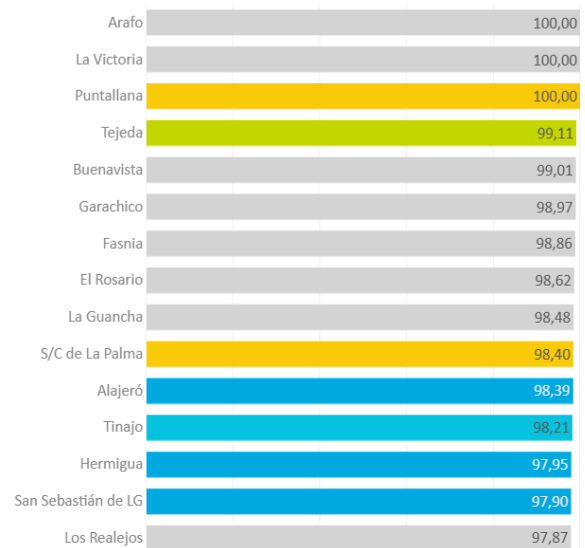
#### Plazas disponibles: ene.-25



#### Estancia media: ene.-25



#### Tasa de ocupación: ene.-25



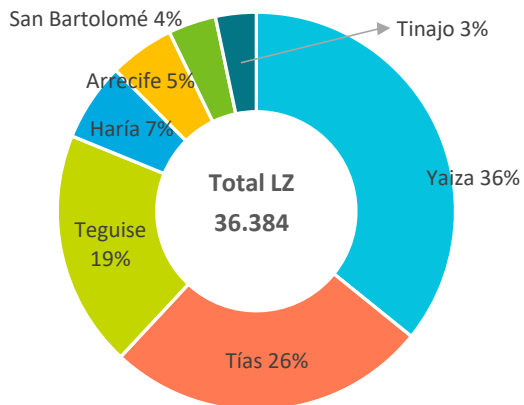
# Viviendas vacacionales comercializadas en Canarias

Enero 2025

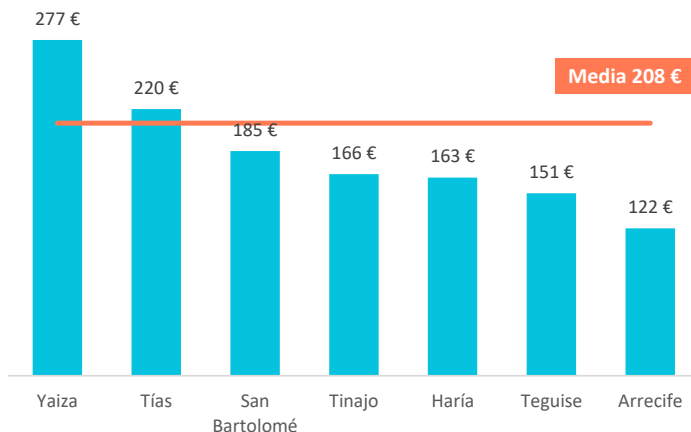


## LANZAROTE

Distribución de plazas: ene.-25

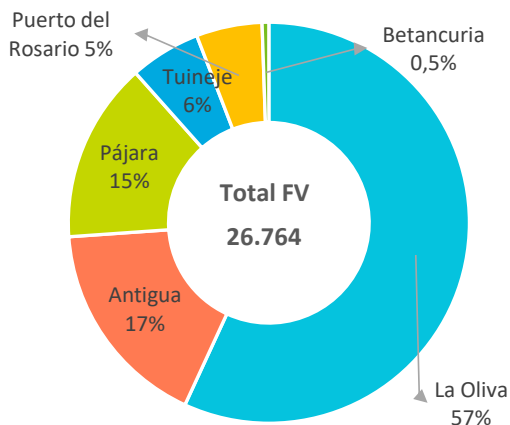


Tarifa media diaria: ene.-25

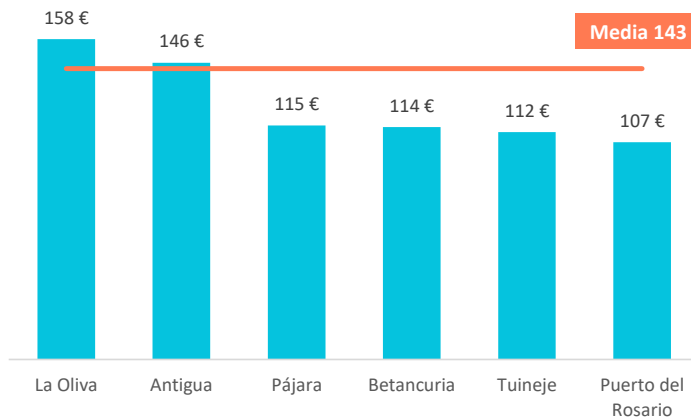


## FUERTEVENTURA

Distribución de plazas: ene.-25

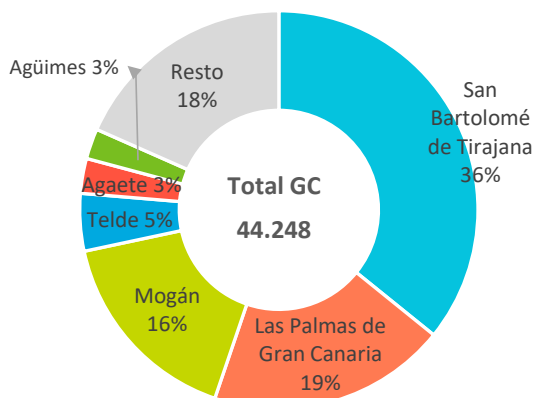


Tarifa media diaria: ene.-25

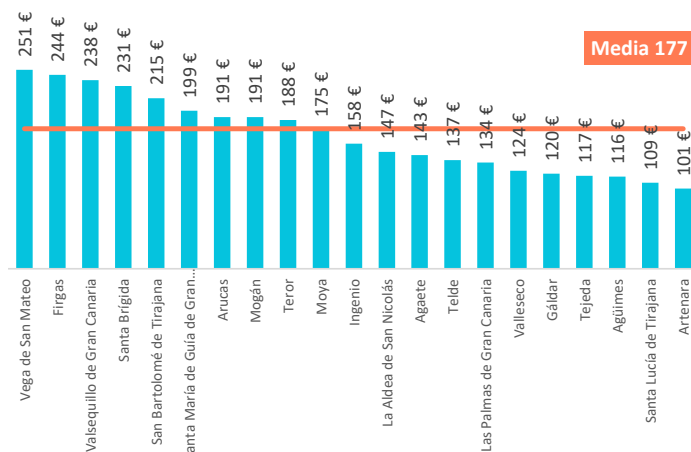


## GRAN CANARIA

Distribución de plazas: ene.-25



Tarifa media diaria: ene.-25



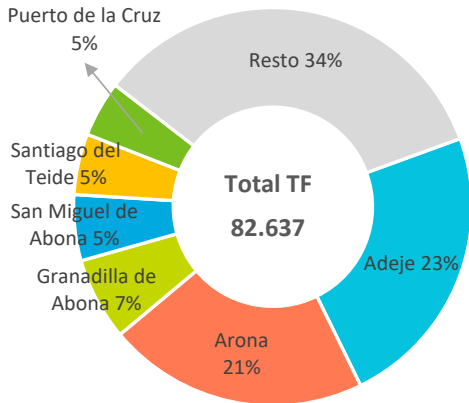
# Viviendas vacacionales comercializadas en Canarias

Enero 2025

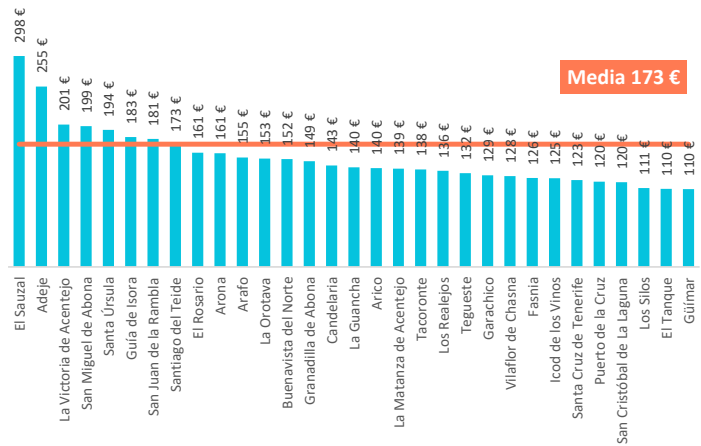


## TENERIFE

Distribución de plazas: ene.-25

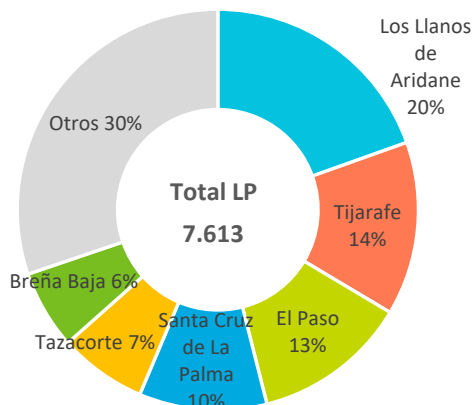


Tarifa media diaria: ene.-25

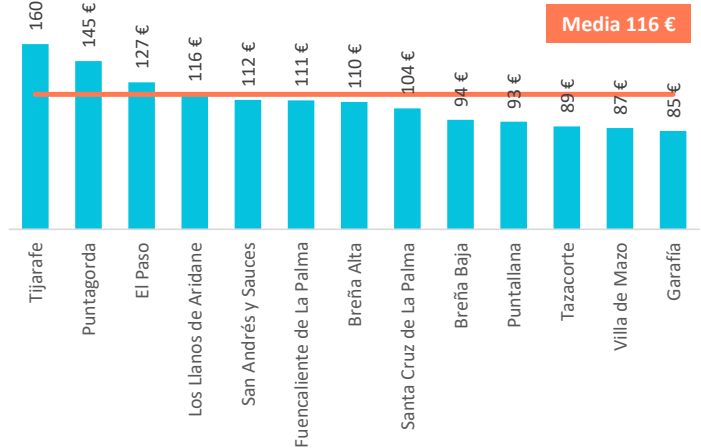


## LA PALMA

Distribución de plazas: ene.-25

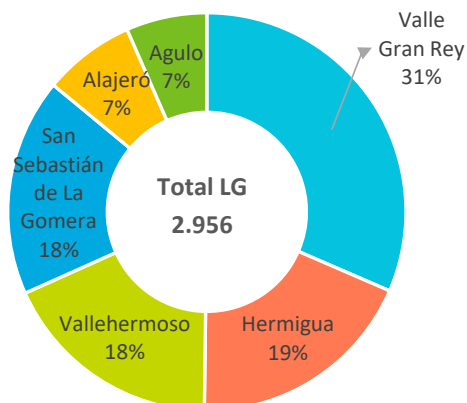


Tarifa media diaria: ene.-25

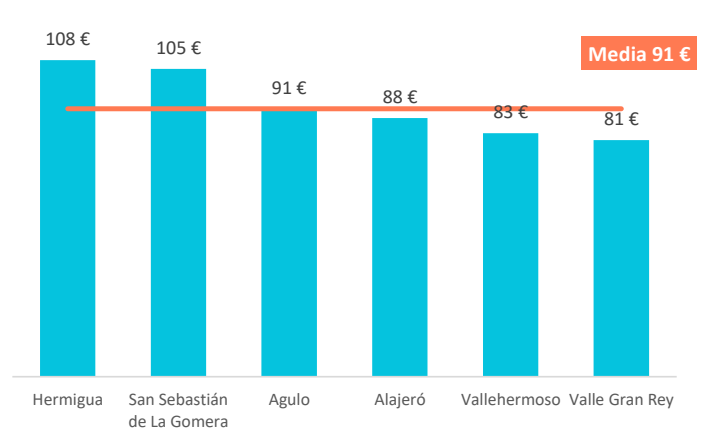


## LA GOMERA

Distribución de plazas: ene.-25

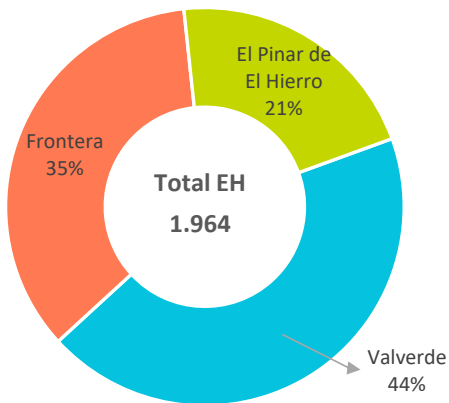


Tarifa media diaria: ene.-25



### EL HIERRO

Distribución de plazas: ene.-25



Tarifa media diaria: ene.-25

