

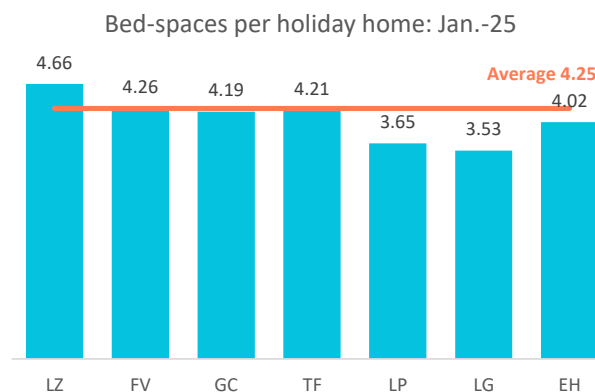
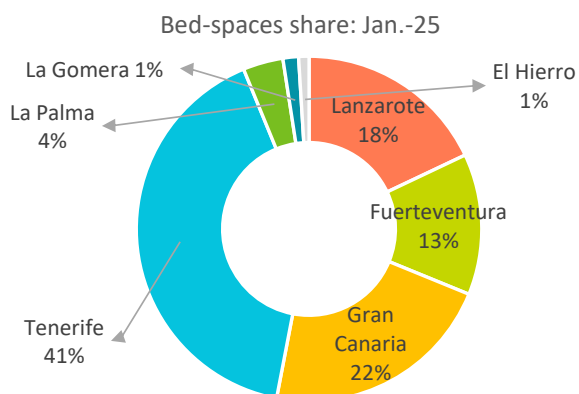
# Holiday homes in the Canary Islands

## January 2025



### Key indicators for holiday homes (latest data)

	Canary Islands	Lanzarote	Fuerteventura	Gran Canaria	Tenerife	La Palma	La Gomera	El Hierro	
Holiday homes	Jan.-25	<b>47,716</b>	7,806	6,290	10,555	19,647	2,084	837	489
	Change,%	<b>11.72%</b>	7.92%	6.97%	10.42%	15.39%	17.61%	6.90%	8.67%
Bed-spaces	Jan.-25	<b>202,601</b>	36,384	26,764	44,248	82,637	7,613	2,956	1,964
	Change,%	<b>9.12%</b>	7.44%	4.50%	8.07%	11.85%	12.47%	5.05%	11.78%
Occupancy rate	Jan.-25	<b>96.36</b>	96.36	95.63	96.39	96.66	95.78	96.3	96.11
	Change,%	<b>0.43</b>	0.19	1.06	0.74	0.27	<b>-0.61</b>	<b>-0.25</b>	0.78
Average daily rate	Jan.-25	<b>171.21</b>	208.39	143.14	176.51	173.34	116.47	91.17	105.64
	Change,%	<b>32.70%</b>	37.63%	36.96%	30.16%	30.77%	31.87%	30.71%	40.98%
Length of stay	Jan.-25	<b>4.76</b>	4.91	4.86	4.63	4.75	5.08	4.37	3.58
	Change,%	<b>-0.1</b>	<b>-0.05</b>	<b>-0.04</b>	<b>-0.08</b>	<b>-0.2</b>	0.16	<b>-0.09</b>	0.01
Total revenue (€ million)	Jan.-25	<b>121.36</b>	24.53	13.27	26.31	51.59	3.77	1.21	0.66
	Change,%	<b>55.04%</b>	56.65%	60.84%	49.45%	56.24%	53.94%	41.37%	53.56%



### Geolocation of holiday homes registered in the General Tourist Registry of the Canary Islands

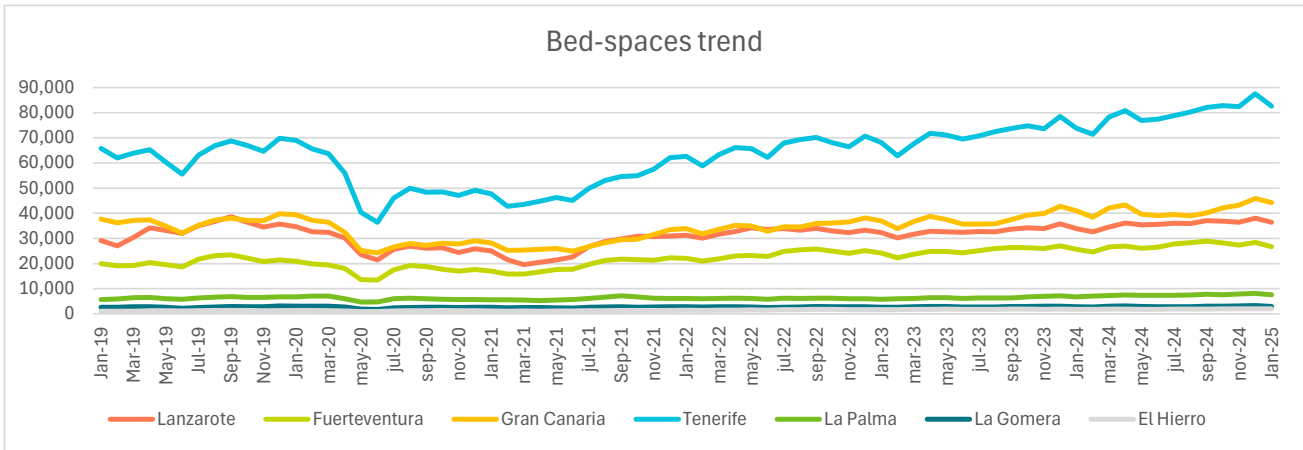


# Holiday homes in the Canary Islands

## January 2025

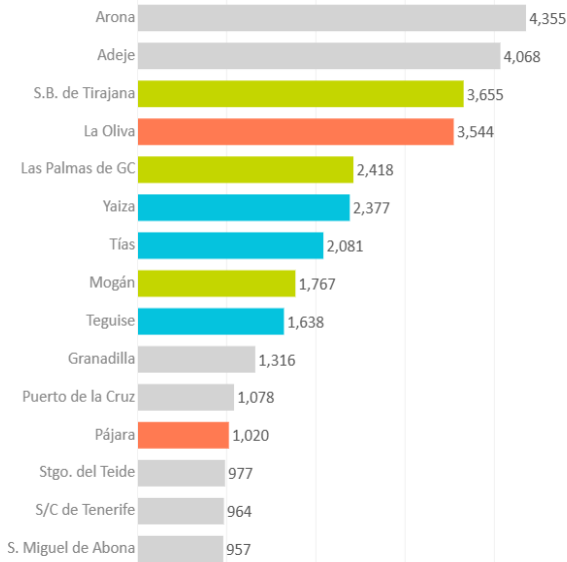


### Key indicators for holiday homes by islands and municipalities

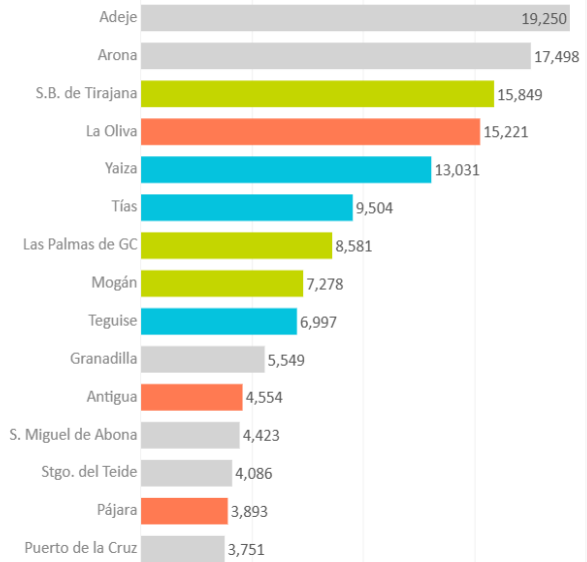


### Ranking of the top 15 municipalities: Jan.-25

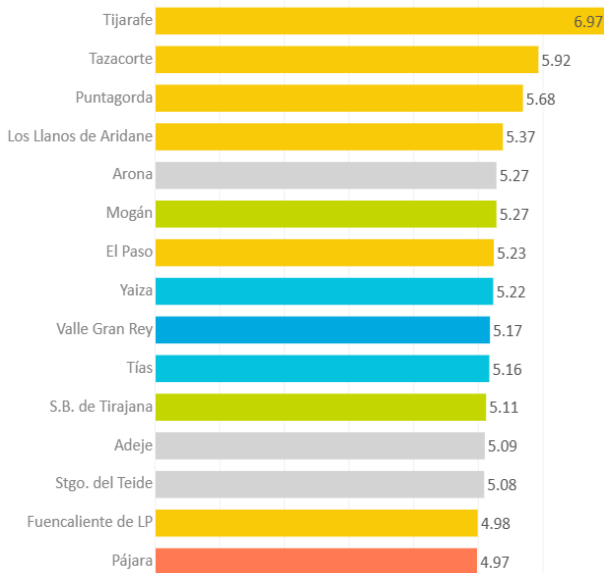
#### Holiday homes



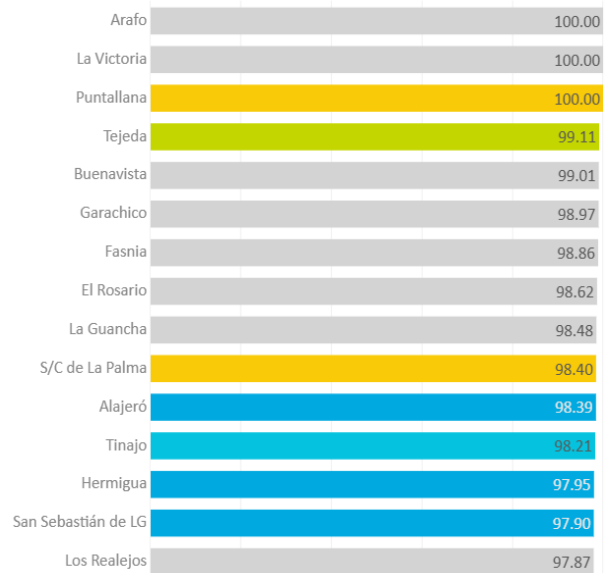
#### Bed-spaces



#### Average length of stay



#### Occupancy rate



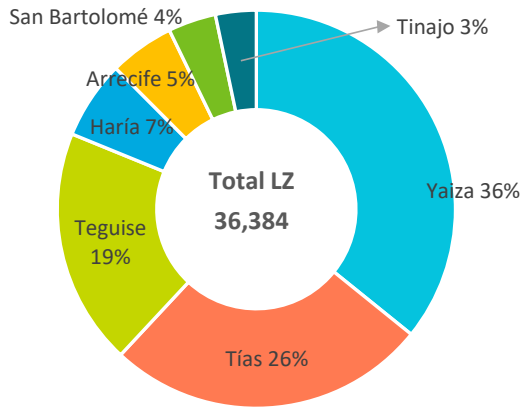
# Holiday homes in the Canary Islands

## January 2025

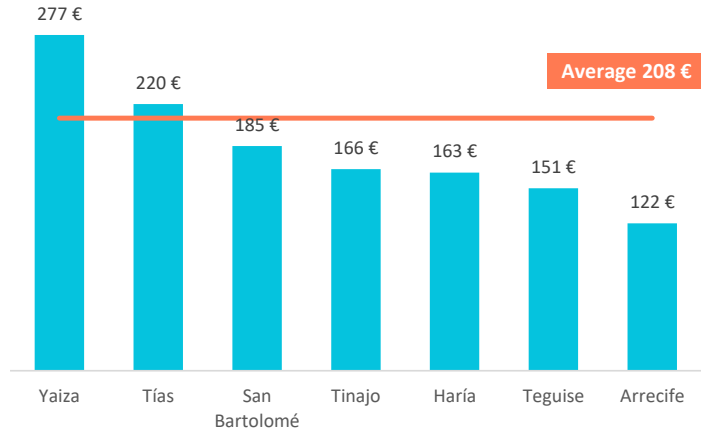


### LANZAROTE

Bed-spaces share: Jan.-25

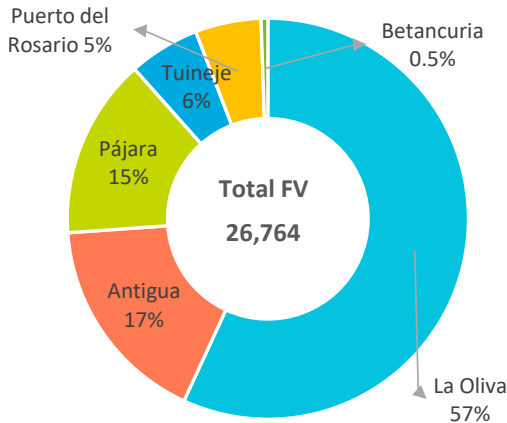


Average daily rate: Jan.-25

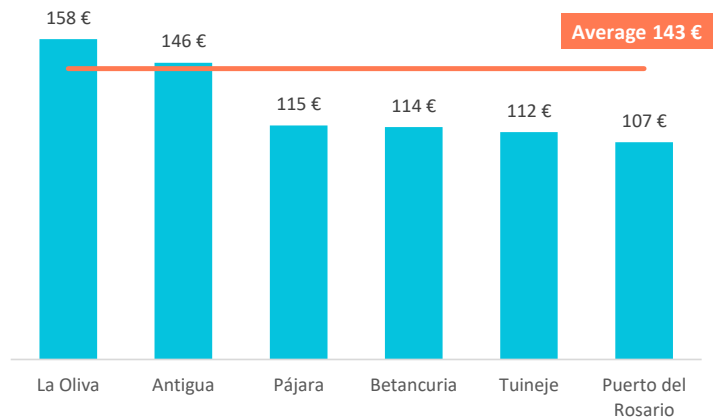


### FUERTEVENTURA

Bed-spaces share: Jan.-25

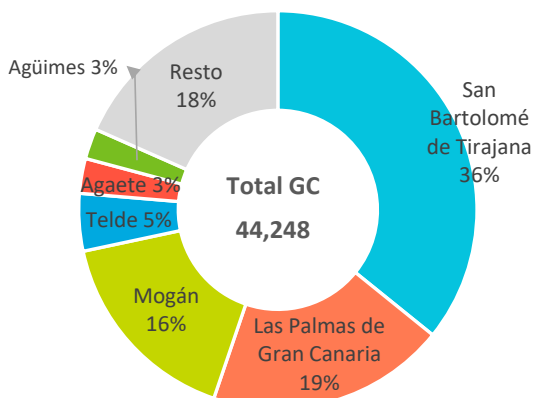


Average daily rate: Jan.-25

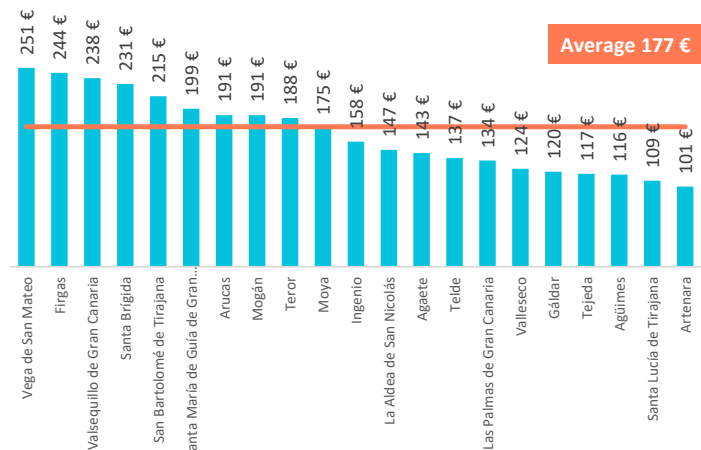


### GRAN CANARIA

Bed-spaces share: Jan.-25



Average daily rate: Jan.-25



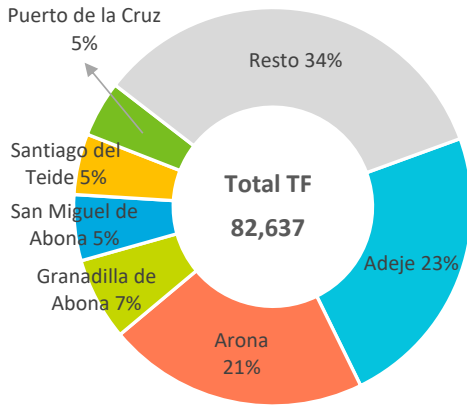
# Holiday homes in the Canary Islands

## January 2025

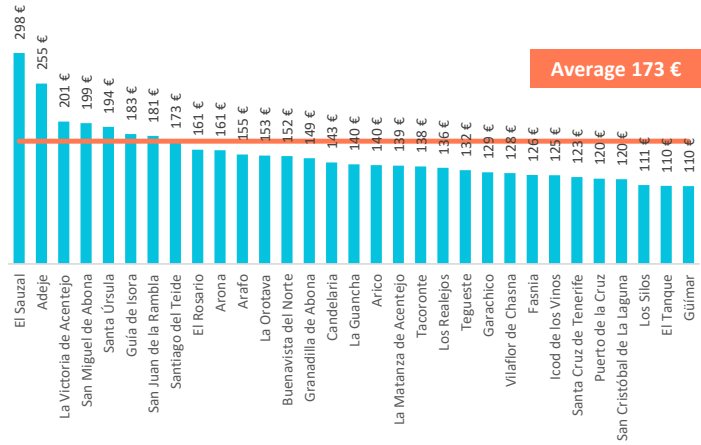


### TENERIFE

Bed-spaces share: Jan.-25

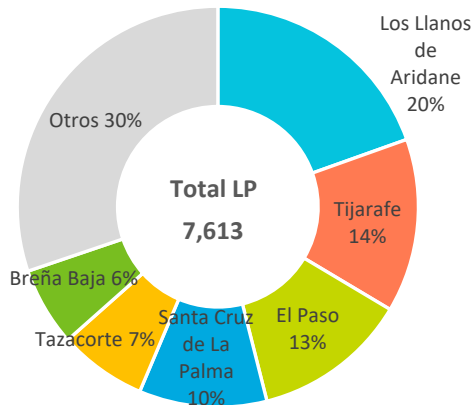


Average daily rate: Jan.-25

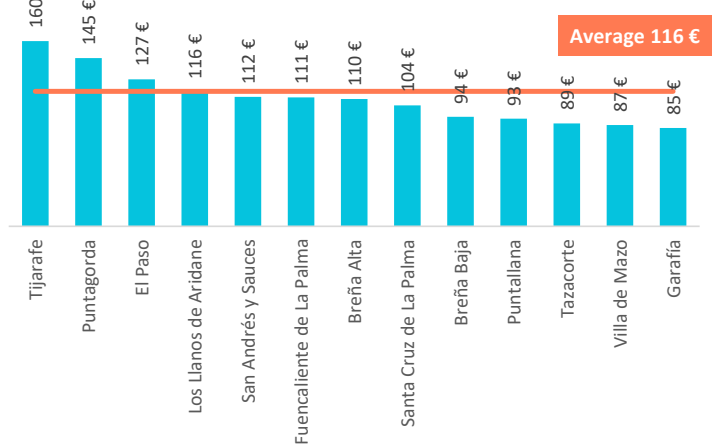


### LA PALMA

Bed-spaces share: Jan.-25

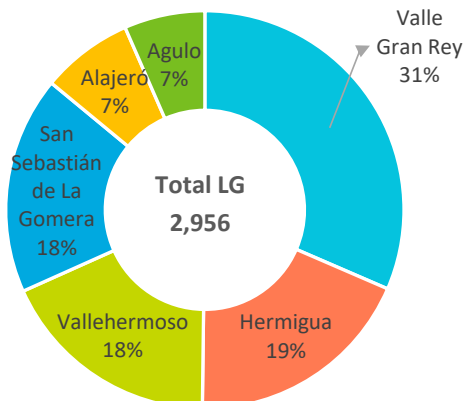


Average daily rate: Jan.-25

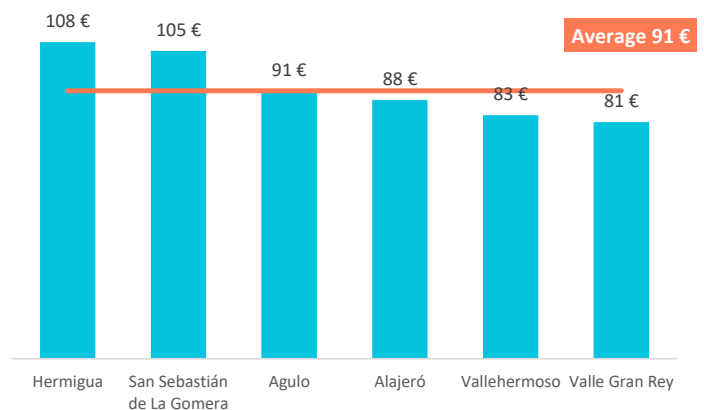



### LA GOMERA

Bed-spaces share: Jan.-25



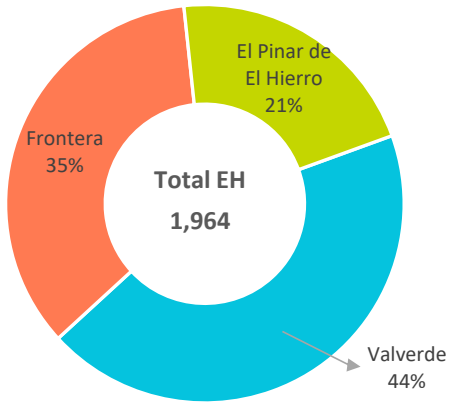
Average daily rate: Jan.-25





### EL HIERRO

Bed-spaces share: Jan.-25



Average daily rate: Jan.-25

