

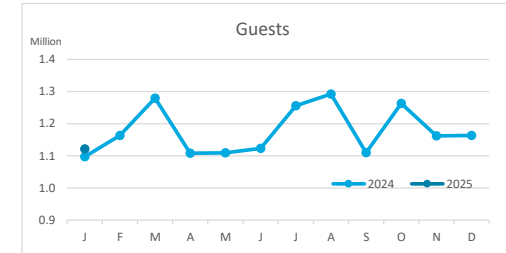
Main tourist accommodation indicators

CANARY ISLANDS (January 2025)



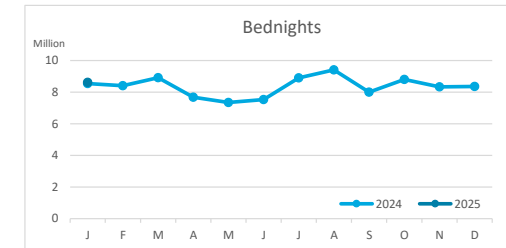
GUESTS BY ACCOMMODATION TYPE (*)

	Breakdown by accommodation type											
	TOTAL				Hotels				Apartments			
	Abroad	Mainland	Canary Islands	Total	Abroad	Mainland	Canary Islands	Total	Abroad	Mainland	Canary Islands	Total
Jan24	968,934	79,251	49,007	1,097,192	746,969	71,715	40,238	858,922	221,965	7,536	8,769	238,270
Jan25	987,566	86,000	48,131	1,121,697	765,617	77,104	38,759	881,480	221,949	8,896	9,372	240,217
Change	18,632	6,749	-876	24,505	18,648	5,389	-1,479	22,558	-16	1,360	603	1,947
Change, %	1.9%	8.5%	-1.8%	2.2%	2.5%	7.5%	-3.7%	2.6%	0.0%	18.0%	6.9%	0.8%



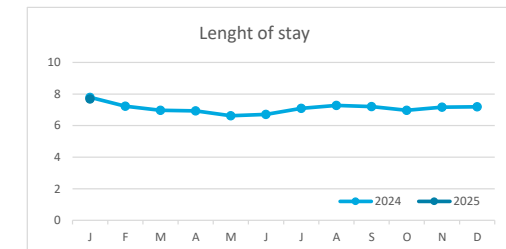
BEDNIGHTS

	Breakdown by accommodation type											
	TOTAL				Hotels				Apartments			
	Abroad	Mainland	Canary Islands	Total	Abroad	Mainland	Canary Islands	Total	Abroad	Mainland	Canary Islands	Total
Jan24	7,938,829	399,750	208,723	8,547,302	5,774,785	350,550	155,804	6,281,139	2,164,044	49,200	52,919	2,266,163
Jan25	8,037,238	412,503	169,187	8,618,928	5,849,235	359,134	116,549	6,324,918	2,188,003	53,369	52,638	2,294,010
Change	98,409	12,753	-39,536	71,626	74,450	8,584	-39,255	43,779	23,959	4,169	-281	27,847
Change, %	1.2%	3.2%	-18.9%	0.8%	1.3%	2.4%	-25.2%	0.7%	1.1%	8.5%	-0.5%	1.2%

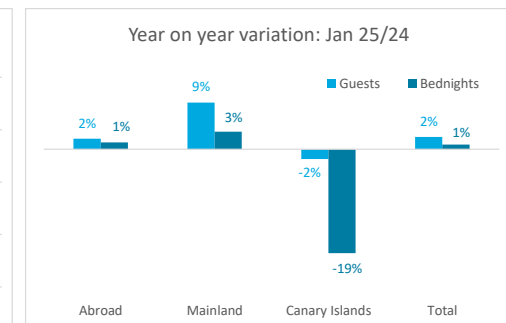
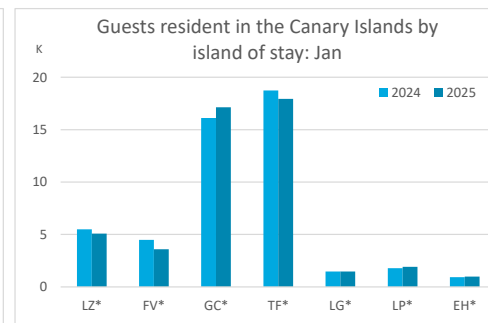
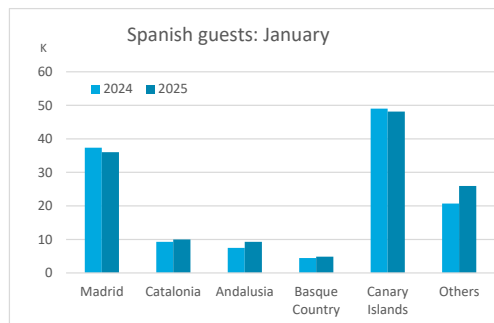
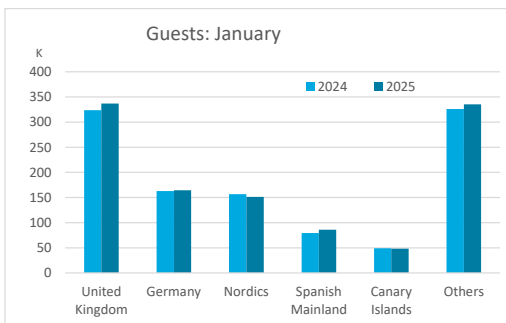


LENGHT OF STAY

	Breakdown by accommodation type											
	TOTAL				Hotels				Apartments			
	Abroad	Mainland	Canary Islands	Total	Abroad	Mainland	Canary Islands	Total	Abroad	Mainland	Canary Islands	Total
Jan24	8.2	5.0	4.3	7.8	7.7	4.9	3.9	7.3	9.7	6.5	6.0	9.5
Jan25	8.1	4.8	3.5	7.7	7.6	4.7	3.0	7.2	9.9	6.0	5.6	9.5
Change	-0.1	-0.2	-0.7	-0.1	-0.1	-0.2	-0.9	-0.1	0.1	-0.5	-0.4	0.0




GUESTS AND BEDNIGHTS BY PLACE OF RESIDENCE



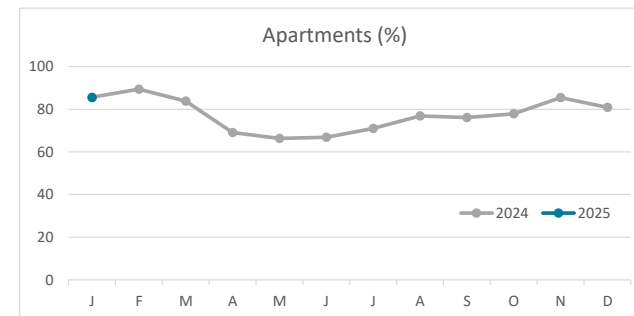
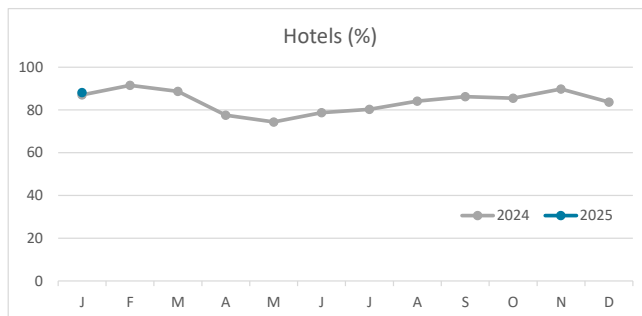
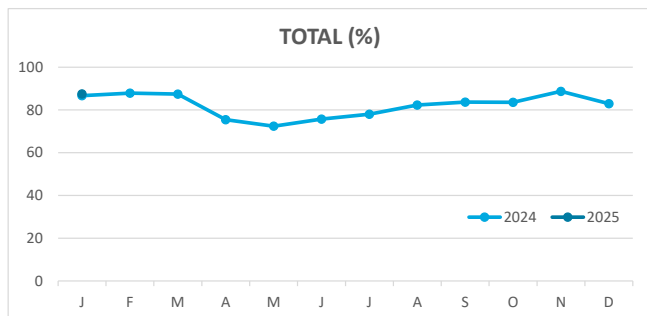
Note: LZ* (Lanzarote), FV* (Fuerteventura), GC* (Gran Canaria), TF* (Tenerife), LG* (La Gomera), LP* (La Palma) and EH* (El Hierro).

Main tourist accommodation indicators

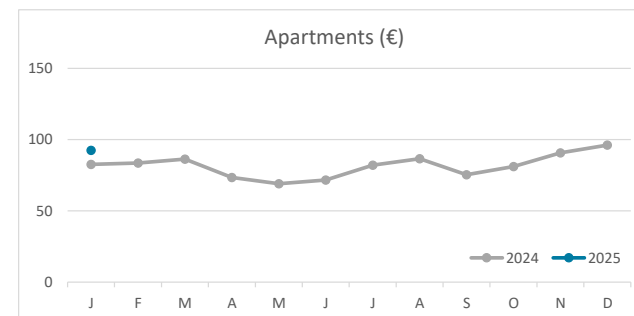
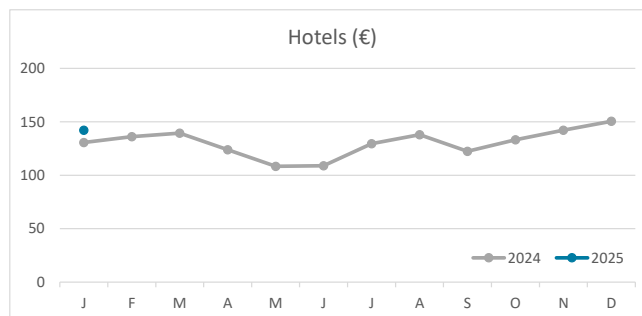
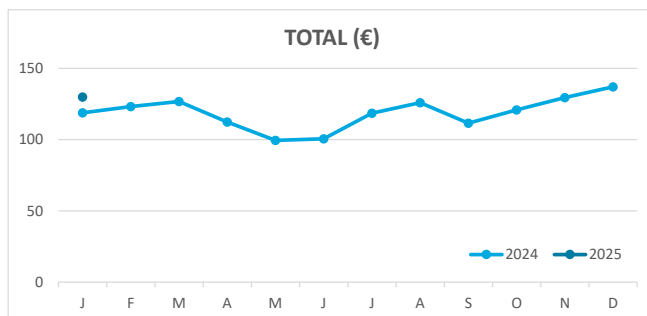
CANARY ISLANDS (January 2025)



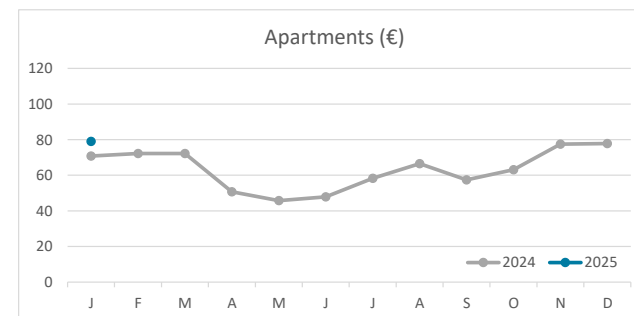
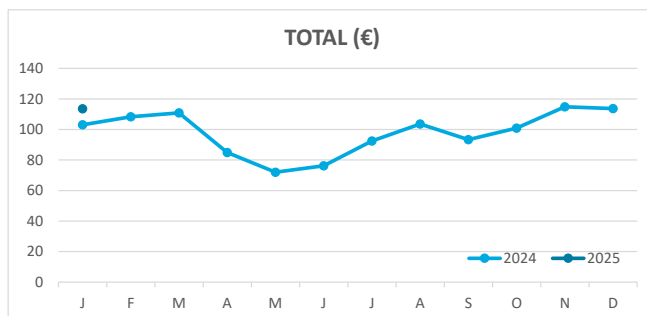
OCCUPANCY RATE PER ROOM / APARTMENT



ADR (Average Daily Rate)



REVPAR (Revenue Per Available Room)



Note: "Guests indicator" refers to number of guests checking in as new arrivals.
Source: Encuestas de Alojamiento Turístico (ISTAC)