

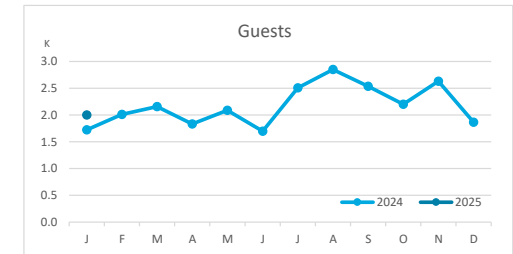
# Main tourist accommodation indicators

## EL HIERRO (January 2025)



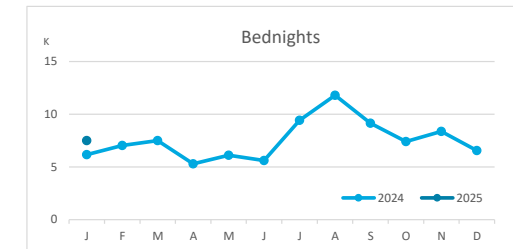
### GUESTS BY ACCOMMODATION TYPE (\*)

	Breakdown by accommodation type											
	TOTAL				Hotels				Apartments			
	Abroad	Mainland	Canary Islands	Total	Abroad	Mainland	Canary Islands	Total	Abroad	Mainland	Canary Islands	Total
Jan24	450	352	921	<b>1,723</b>	374	334	587	<b>1,295</b>	76	18	334	<b>428</b>
Jan25	595	412	992	<b>1,999</b>	520	393	535	<b>1,448</b>	75	19	457	<b>551</b>
Change	145	60	71	<b>276</b>	146	59	<b>-52</b>	<b>153</b>	<b>-1</b>	1	123	<b>123</b>
Change, %	32.2%	17.0%	7.7%	<b>16.0%</b>	39.0%	17.7%	<b>-8.9%</b>	<b>11.8%</b>	<b>-1.3%</b>	5.6%	36.8%	<b>28.7%</b>



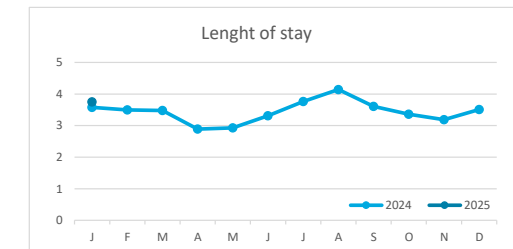
### BEDNIGHTS

	Breakdown by accommodation type											
	TOTAL				Hotels				Apartments			
	Abroad	Mainland	Canary Islands	Total	Abroad	Mainland	Canary Islands	Total	Abroad	Mainland	Canary Islands	Total
Jan24	2,051	1,270	2,839	<b>6,160</b>	1,520	1,176	1,332	<b>4,028</b>	531	94	1,507	<b>2,132</b>
Jan25	2,757	1,794	2,944	<b>7,495</b>	2,172	1,637	1,375	<b>5,184</b>	585	157	1,569	<b>2,311</b>
Change	706	524	105	<b>1,335</b>	652	461	43	<b>1,156</b>	54	63	62	<b>179</b>
Change, %	34.4%	41.3%	3.7%	<b>21.7%</b>	42.9%	39.2%	3.2%	<b>28.7%</b>	10.2%	67.0%	4.1%	<b>8.4%</b>

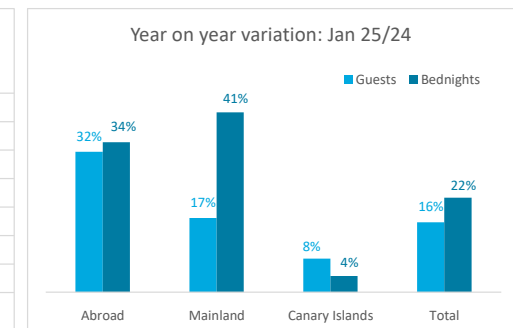
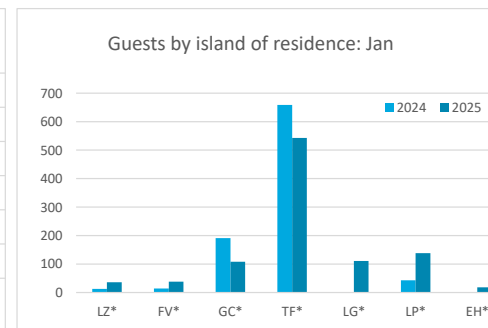
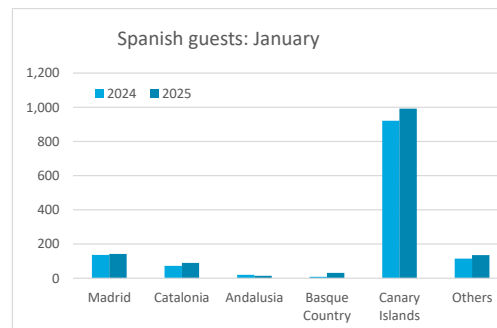
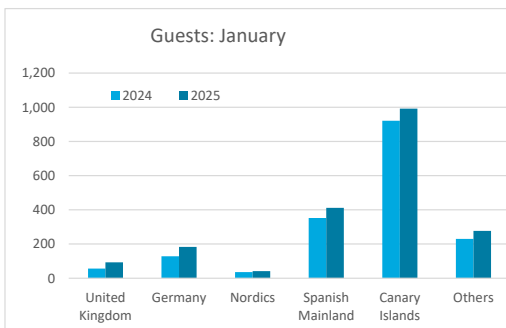


### LENGHT OF STAY

	Breakdown by accommodation type											
	TOTAL				Hotels				Apartments			
	Abroad	Mainland	Canary Islands	Total	Abroad	Mainland	Canary Islands	Total	Abroad	Mainland	Canary Islands	Total
Jan24	4.6	3.6	3.1	<b>3.6</b>	4.1	3.5	2.3	<b>3.1</b>	7.0	5.2	4.5	<b>5.0</b>
Jan25	4.6	4.4	3.0	<b>3.7</b>	4.2	4.2	2.6	<b>3.6</b>	7.8	8.3	3.4	<b>4.2</b>
Change	0.1	0.7	<b>-0.1</b>	<b>0.2</b>	0.1	0.6	0.3	<b>0.5</b>	0.8	3.0	<b>-1.1</b>	<b>-0.8</b>




### GUESTS AND BEDNIGHTS BY PLACE OF RESIDENCE



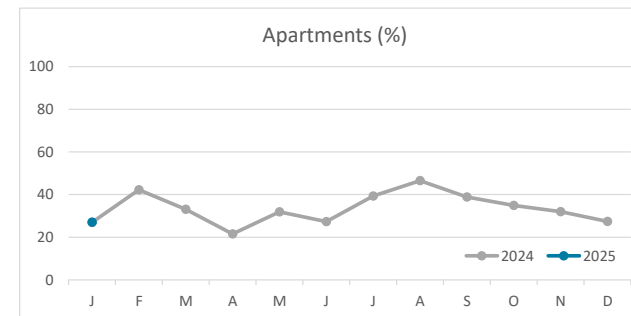
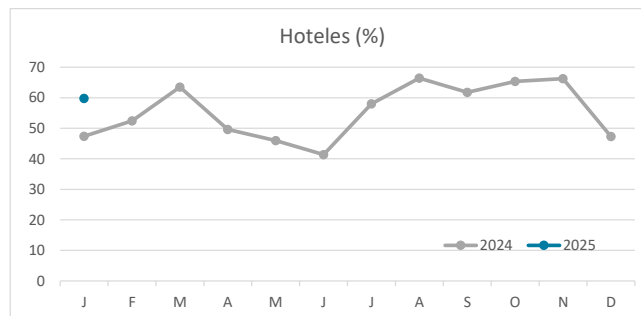
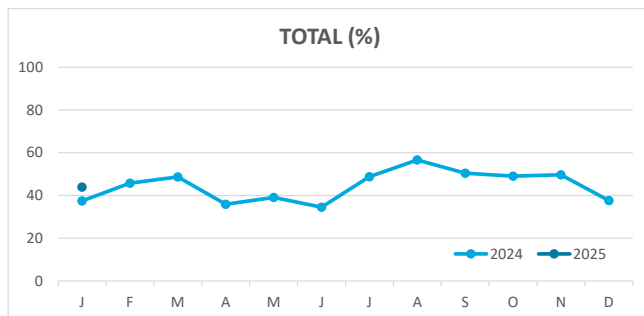
Note: LZ\* (Lanzarote), FV\* (Fuerteventura), GC\* (Gran Canaria), TF\* (Tenerife), LG\* (La Gomera), LP\* (La Palma) and EH\* (El Hierro).

# Main tourist accommodation indicators

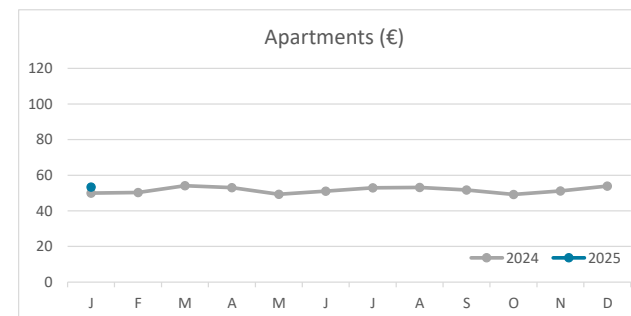
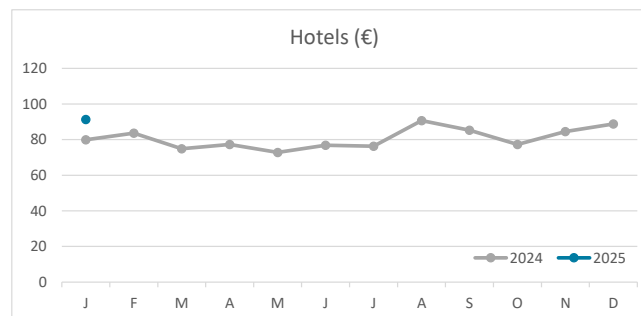
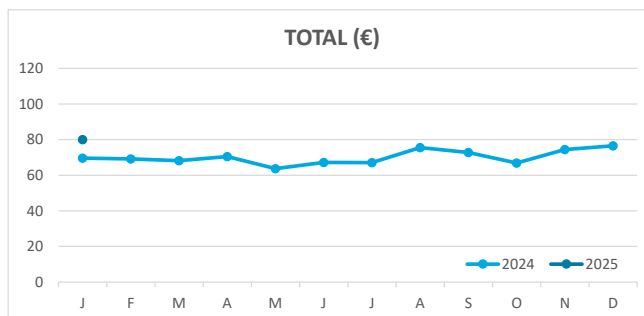
## EL HIERRO (January 2025)



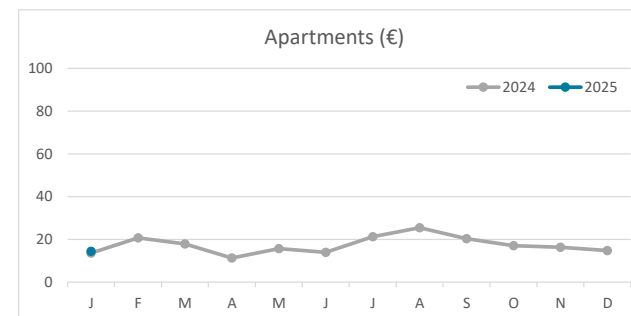
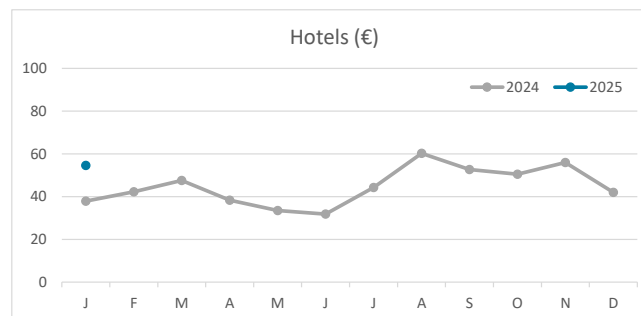
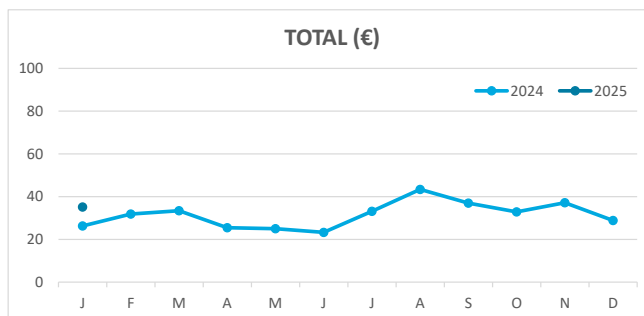
### OCCUPANCY RATE PER ROOM / APARTMENT



### ADR (Average Daily Rate)



### REVPAR (Revenue Per Available Room)



Note: "Guests indicator" refers to number of guests checking in as new arrivals.  
 Source: Encuestas de Alojamiento Turístico (ISTAC)