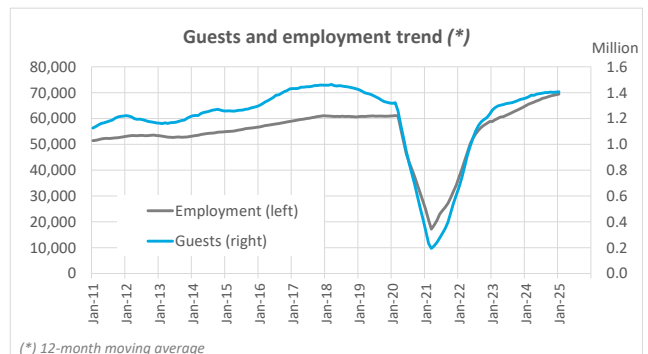
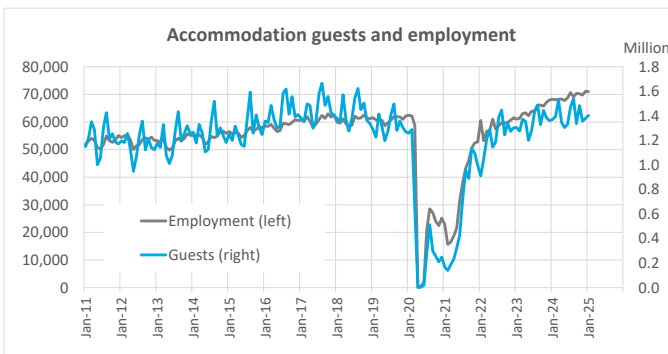


Employment in tourist accommodation January 2025



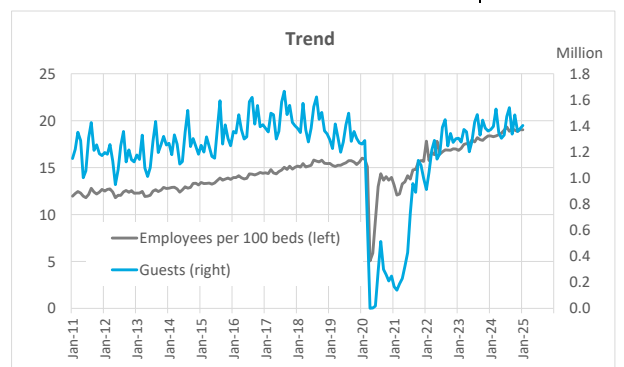
Employment

	Lanzarote	Fuerteventura	Gran Canaria	Tenerife	La Gomera	La Palma	El Hierro	Canary Islands
2019	9,778	9,219	17,006	22,870	881	1,114	80	60,949
2020	4,444	4,213	7,223	11,038	459	447	51	27,875
2021	5,276	5,593	9,265	12,914	529	510	72	34,160
2022	9,724	9,584	15,519	21,887	618	663	96	58,091
2023	11,018	10,824	16,809	24,204	664	723	91	64,334
2024	12,153	11,164	18,286	26,128	562	815	102	69,212
January 2024	12,044	10,892	17,842	25,815	724	814	99	68,230
January 2025	12,395	11,397	19,500	25,928	690	966	107	70,983
Change	351	505	1,658	113	-34	152	8	2,753
Change (%)	2.9%	4.6%	9.3%	0.4%	-4.7%	18.7%	8.1%	4.0%



Indicator of number of employees per 100 available beds

	Lanzarote	Fuerteventura	Gran Canaria	Tenerife	La Gomera	La Palma	El Hierro	Canary Islands
2019	14.7	15.3	13.8	17.3	17.5	14.8	10.7	15.4
2020	13.5	14.2	13.2	16.6	16.7	14.3	12.9	14.7
2021	12.8	14.5	13.9	15.7	16.7	12.8	12.4	14.4
2022	15.7	16.6	16.0	17.7	18.9	13.4	13.4	16.6
2023	17.1	18.1	16.1	19.3	18.6	14.7	11.9	17.7
2024	18.8	18.7	17.1	20.5	17.0	15.5	13.0	18.8
January 2024	18.5	18.2	16.4	20.2	19.5	15.7	12.7	18.4
January 2025	19.2	18.9	17.8	20.3	17.5	15.2	13.7	19.0
Change	0.7	0.7	1.4	0.1	-2.1	-0.5	1.0	0.7

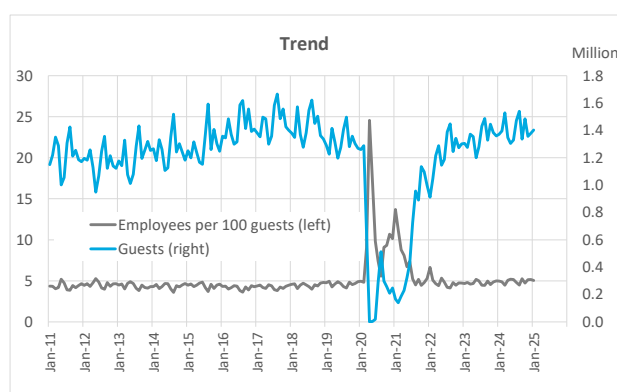
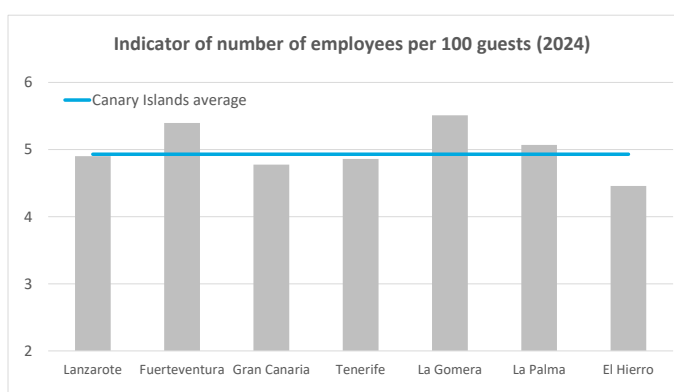


Employment in tourist accommodation January 2025



Indicator of number of employees per 100 accommodation guests

	Lanzarote	Fuerteventura	Gran Canaria	Tenerife	La Gomera	La Palma	El Hierro	Canary Islands
2019	4.1	5.1	4.4	4.8	5.4	5.0	4.2	4.6
2020	6.7	7.4	5.8	7.1	6.8	6.1	8.8	6.6
2021	5.6	5.8	5.3	5.8	6.1	5.6	6.1	5.6
2022	4.3	5.2	4.7	4.7	5.5	4.4	5.7	4.7
2023	4.5	5.5	4.6	4.7	5.5	4.8	5.1	4.8
2024	4.9	5.4	4.8	4.9	5.5	5.1	4.5	4.9
January 2024	5.0	5.7	4.5	5.0	5.9	4.9	5.4	5.0
January 2025	5.0	5.6	4.9	5.0	5.2	4.9	5.0	5.1
Change	-0.02	-0.18	0.43	-0.03	-0.67	0.01	-0.43	0.08



Indicator of number of employees per €120,000 annual income in tourist accommodation

	Lanzarote	Fuerteventura	Gran Canaria	Tenerife	La Gomera	La Palma	El Hierro	Canary Islands
2019	1.8	2.0	1.7	1.9	3.0	3.1	3.5	1.9
2020	2.8	2.8	2.2	2.8	3.7	3.6	3.9	2.6
2021	2.2	2.1	1.9	2.4	3.4	3.6	3.2	2.2
2022	1.6	1.9	1.5	1.7	2.4	2.5	3.3	1.7
2023	1.5	1.8	1.4	1.6	2.3	2.6	3.5	1.6
2024	1.5	1.7	1.3	1.5	2.3	2.4	3.4	1.5
January 2024	1.5	1.8	1.1	1.4	1.9	2.0	3.9	1.4
January 2025	1.4	1.5	1.1	1.3	1.5	1.9	3.1	1.3
Change	-0.10	-0.23	-0.03	-0.09	-0.42	-0.09	-0.78	-0.09

