

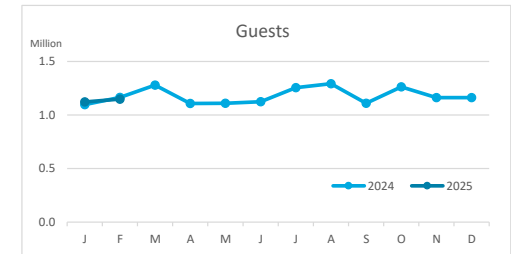
Main tourist accommodation indicators

CANARY ISLANDS (January - February 2025)



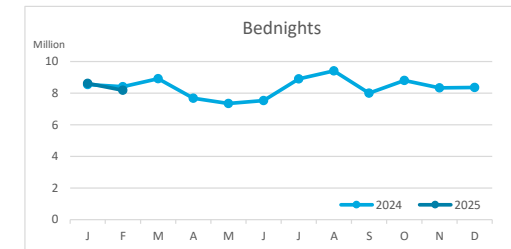
GUESTS BY ACCOMMODATION TYPE (*)

	Breakdown by accommodation type											
	TOTAL				Hotels				Apartments			
	Abroad	Mainland	Canary Islands	Total	Abroad	Mainland	Canary Islands	Total	Abroad	Mainland	Canary Islands	Total
Jan-Feb24	1,997,229	159,993	103,501	2,260,723	1,544,490	144,844	83,059	1,772,393	452,739	15,149	20,442	488,330
Jan-Feb25	2,002,610	169,022	98,674	2,270,306	1,550,483	151,096	80,905	1,782,484	452,127	17,926	17,769	487,822
Change	5,381	9,029	-4,827	9,583	5,993	6,252	-2,154	10,091	-612	2,777	-2,673	-508
Change, %	0.3%	5.6%	-4.7%	0.4%	0.4%	4.3%	-2.6%	0.6%	-0.1%	18.3%	-13.1%	-0.1%



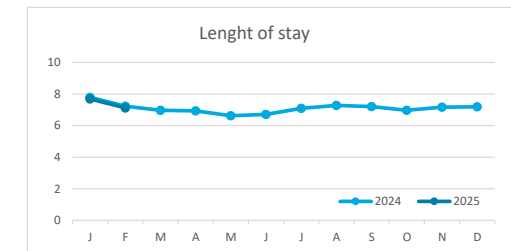
BEDNIGHTS

	Breakdown by accommodation type											
	TOTAL				Hotels				Apartments			
	Abroad	Mainland	Canary Islands	Total	Abroad	Mainland	Canary Islands	Total	Abroad	Mainland	Canary Islands	Total
Jan-Feb24	15,782,776	750,678	417,040	16,950,494	11,509,146	656,767	298,987	12,464,900	4,273,630	93,911	118,053	4,485,594
Jan-Feb25	15,704,669	768,720	325,861	16,799,250	11,438,565	665,778	230,146	12,334,489	4,266,104	102,942	95,715	4,464,761
Change	-78,107	18,042	-91,179	-151,244	-70,581	9,011	-68,841	-130,411	-7,526	9,031	-22,338	-20,833
Change, %	-0.5%	2.4%	-21.9%	-0.9%	-0.6%	1.4%	-23.0%	-1.0%	-0.2%	9.6%	-18.9%	-0.5%

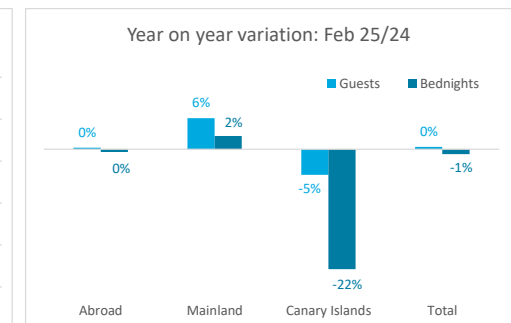
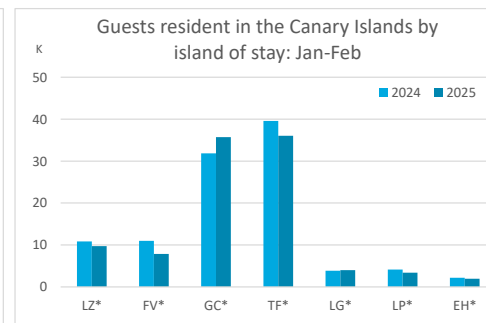
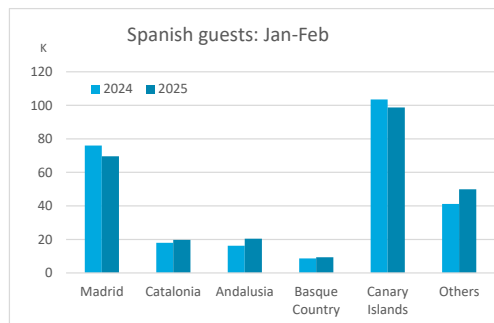
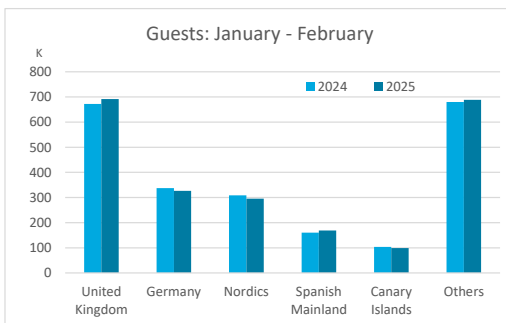


LENGHT OF STAY

	Breakdown by accommodation type											
	TOTAL				Hotels				Apartments			
	Abroad	Mainland	Canary Islands	Total	Abroad	Mainland	Canary Islands	Total	Abroad	Mainland	Canary Islands	Total
Jan-Feb24	7.9	4.7	4.0	7.5	7.5	4.5	3.6	7.0	9.4	6.2	5.8	9.2
Jan-Feb25	7.8	4.5	3.3	7.4	7.4	4.4	2.8	6.9	9.4	5.7	5.4	9.2
Change	-0.1	-0.1	-0.7	-0.1	-0.1	-0.1	-0.8	-0.1	0.0	-0.5	-0.4	0.0




GUESTS AND BEDNIGHTS BY PLACE OF RESIDENCE



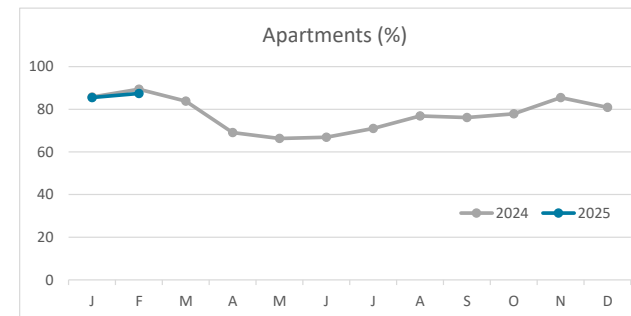
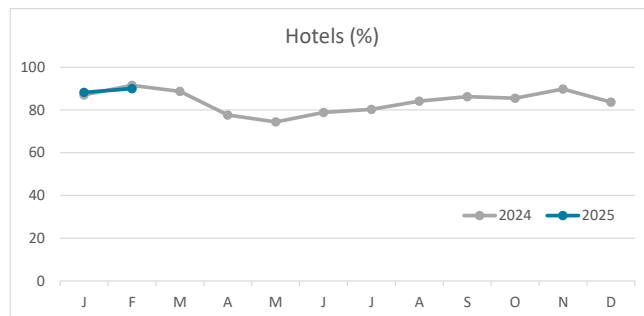
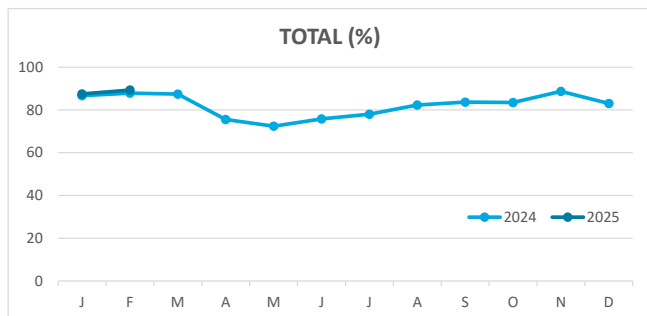
Note: LZ* (Lanzarote), FV* (Fuerteventura), GC* (Gran Canaria), TF* (Tenerife), LG* (La Gomera), LP* (La Palma) and EH* (El Hierro).

Main tourist accommodation indicators

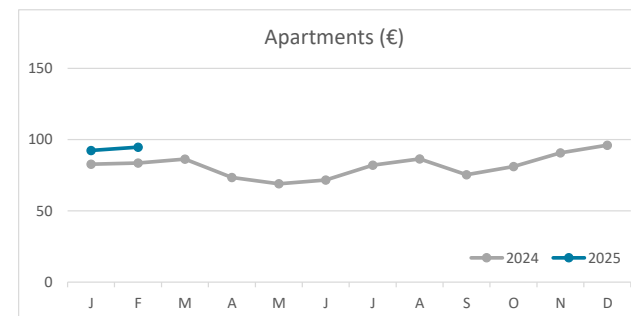
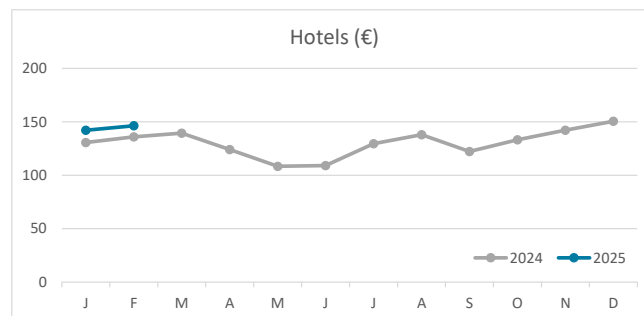
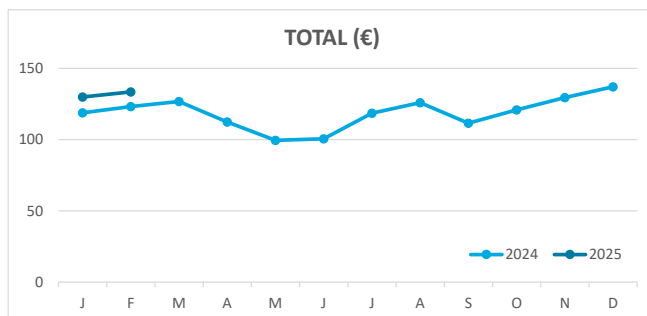
CANARY ISLANDS (January - February 2025)



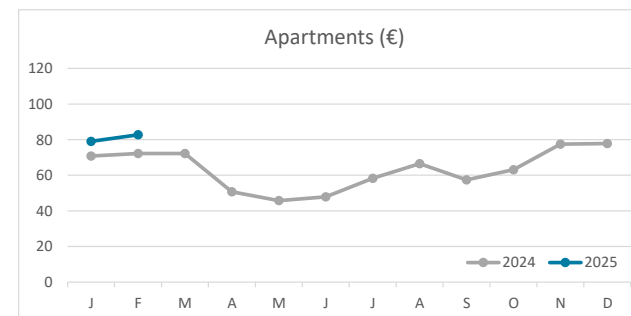
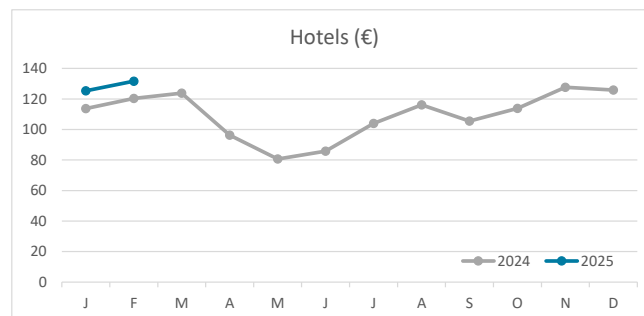
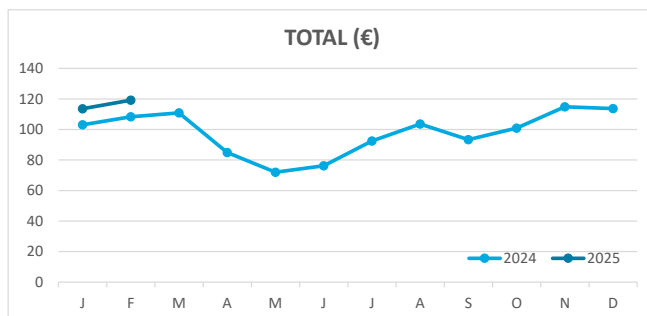
OCCUPANCY RATE PER ROOM / APARTMENT



ADR (Average Daily Rate)



REVPAR (Revenue Per Available Room)



Note: "Guests indicator" refers to number of guests checking in as new arrivals.
 Source: Encuestas de Alojamiento Turístico (ISTAC)