

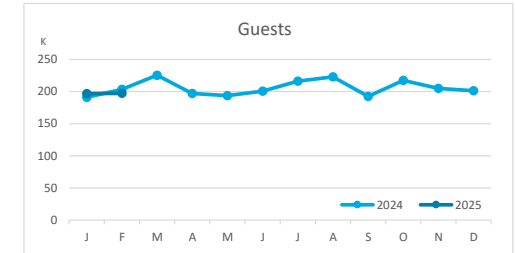
Main tourist accommodation indicators

LANZAROTE (January - February 2025)



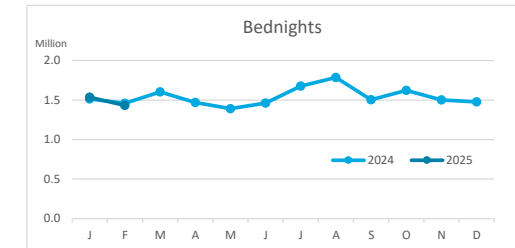
GUESTS BY ACCOMMODATION TYPE (*)

	Breakdown by accommodation type											
	TOTAL				Hotels				Apartments			
	Abroad	Mainland	Canary Islands	Total	Abroad	Mainland	Canary Islands	Total	Abroad	Mainland	Canary Islands	Total
Jan-Feb24	357,305	26,556	10,849	394,710	255,543	22,955	8,123	286,621	101,762	3,601	2,726	108,089
Jan-Feb25	357,335	27,085	9,740	394,160	257,682	23,141	7,002	287,825	99,653	3,944	2,738	106,335
Change	30	529	-1,109	-550	2,139	186	-1,121	1,204	-2,109	343	12	-1,754
Change, %	0.0%	2.0%	-10.2%	-0.1%	0.8%	0.8%	-13.8%	0.4%	-2.1%	9.5%	0.4%	-1.6%



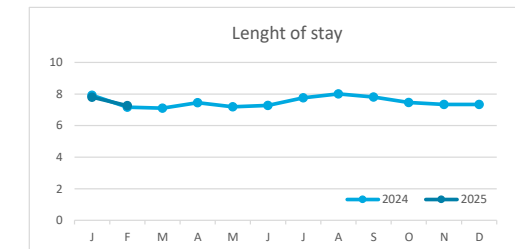
BEDNIGHTS

	Breakdown by accommodation type											
	TOTAL				Hotels				Apartments			
	Abroad	Mainland	Canary Islands	Total	Abroad	Mainland	Canary Islands	Total	Abroad	Mainland	Canary Islands	Total
Jan-Feb24	2,794,416	135,936	40,809	2,971,161	1,890,063	108,876	26,506	2,025,445	904,353	27,060	14,303	945,716
Jan-Feb25	2,787,244	149,967	31,090	2,968,301	1,910,628	121,562	17,888	2,050,078	876,616	28,405	13,202	918,223
Change	-7,172	14,031	-9,719	-2,860	20,565	12,686	-8,618	24,633	-27,737	1,345	-1,101	-27,493
Change, %	-0.3%	10.3%	-23.8%	-0.1%	1.1%	11.7%	-32.5%	1.2%	-3.1%	5.0%	-7.7%	-2.9%

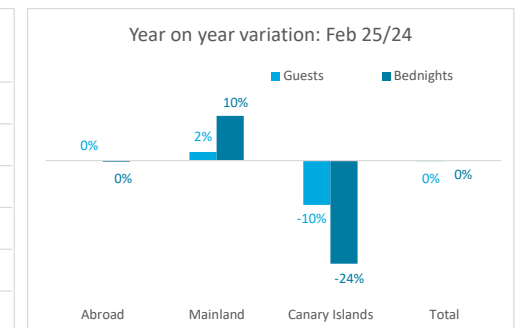
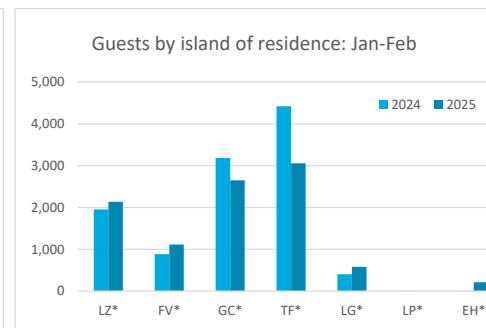
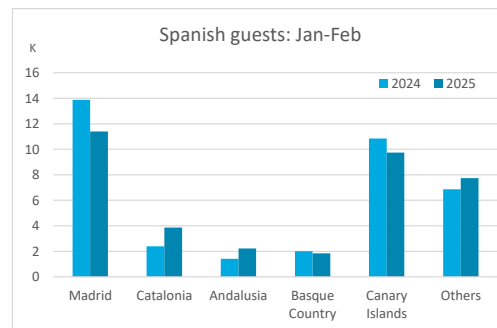
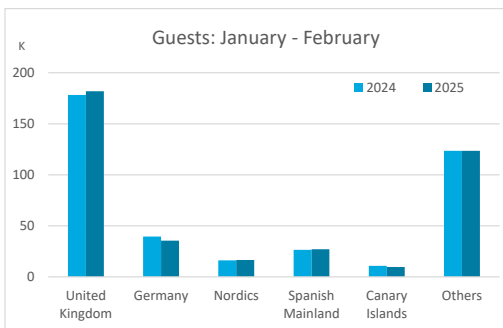


LENGHT OF STAY

	Breakdown by accommodation type											
	TOTAL				Hotels				Apartments			
	Abroad	Mainland	Canary Islands	Total	Abroad	Mainland	Canary Islands	Total	Abroad	Mainland	Canary Islands	Total
Jan-Feb24	7.8	5.1	3.8	7.5	7.4	4.7	3.3	7.1	8.9	7.5	5.2	8.7
Jan-Feb25	7.8	5.5	3.2	7.5	7.4	5.3	2.6	7.1	8.8	7.2	4.8	8.6
Change	0.0	0.4	-0.6	0.0	0.0	0.5	-0.7	0.1	-0.1	-0.3	-0.4	-0.1



GUESTS AND BEDNIGHTS BY PLACE OF RESIDENCE



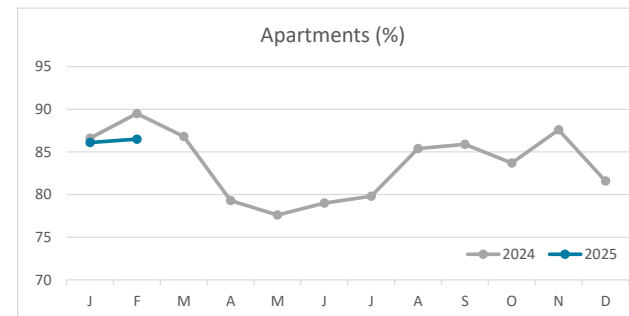
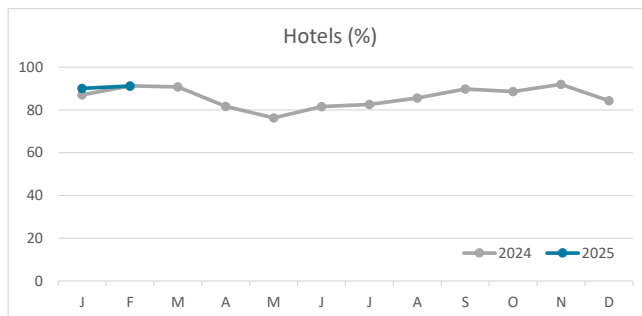
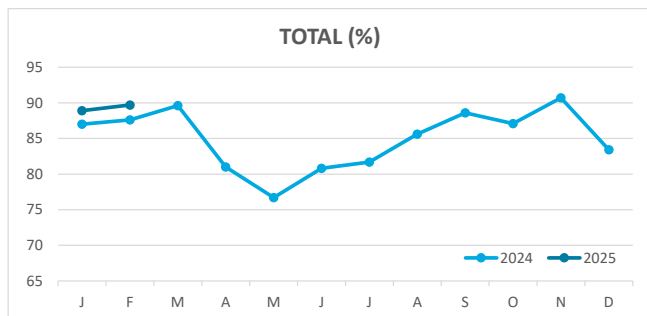
Note: LZ* (Lanzarote), FV* (Fuerteventura), GC* (Gran Canaria), TF* (Tenerife), LG* (La Gomera), LP* (La Palma) and EH* (El Hierro).

Main tourist accommodation indicators

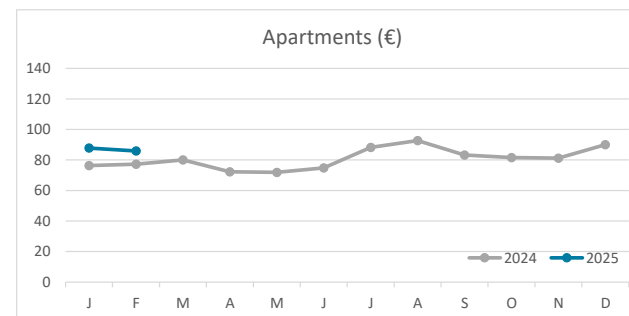
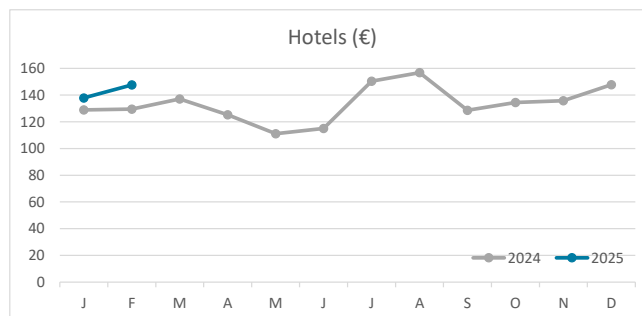
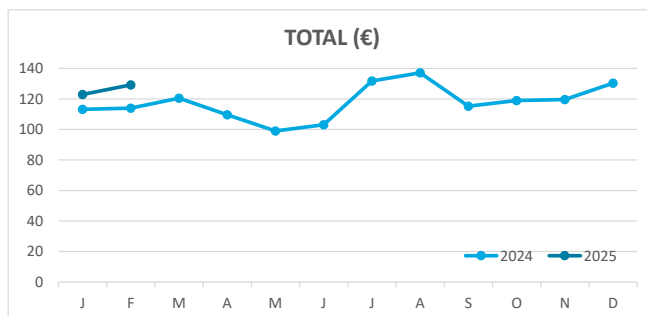
LANZAROTE (January - February 2025)



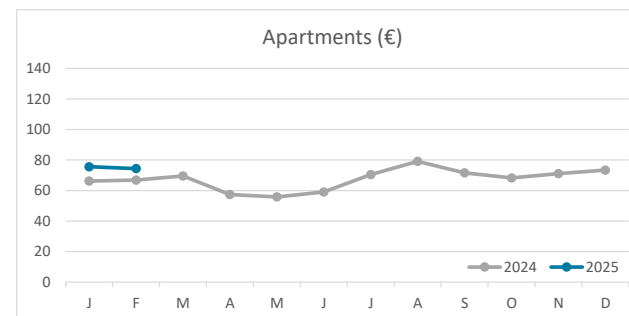
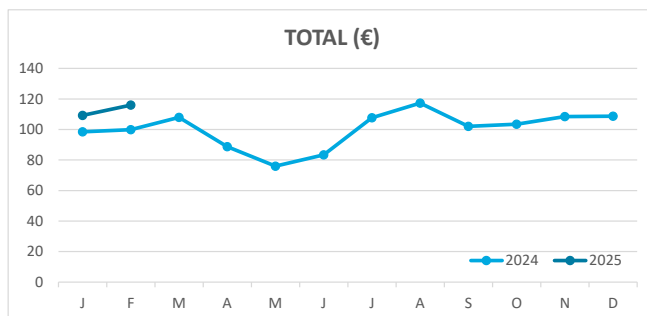
OCCUPANCY RATE PER ROOM / APARTMENT



ADR (Average Daily Rate)



REVPAR (Revenue Per Available Room)



Note: "Guests indicator" refers to number of guests checking in as new arrivals.
 Source: Encuestas de Alojamiento Turístico (ISTAC)