

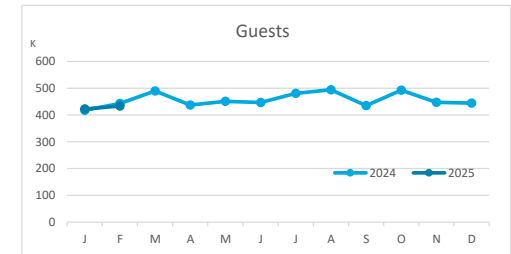
Main tourist accommodation indicators

TENERIFE (January - February 2025)



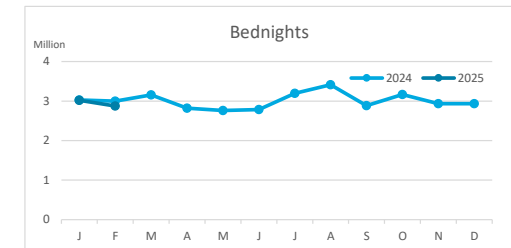
GUESTS BY ACCOMMODATION TYPE (*)

	Breakdown by accommodation type											
	TOTAL				Hotels				Apartments			
	Abroad	Mainland	Canary Islands	Total	Abroad	Mainland	Canary Islands	Total	Abroad	Mainland	Canary Islands	Total
Jan-Feb24	750,466	71,004	39,602	861,072	576,900	64,825	34,385	676,110	173,566	6,179	5,217	184,962
Jan-Feb25	746,672	73,528	36,019	856,219	576,789	66,329	31,525	674,643	169,883	7,199	4,494	181,576
Change	-3,794	2,524	-3,583	-4,853	-111	1,504	-2,860	-1,467	-3,683	1,020	-723	-3,386
Change, %	-0.5%	3.6%	-9.0%	-0.6%	0.0%	2.3%	-8.3%	-0.2%	-2.1%	16.5%	-13.9%	-1.8%



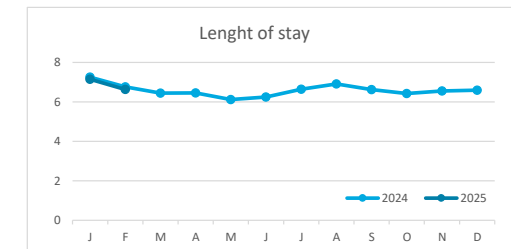
BEDNIGHTS

	Breakdown by accommodation type											
	TOTAL				Hotels				Apartments			
	Abroad	Mainland	Canary Islands	Total	Abroad	Mainland	Canary Islands	Total	Abroad	Mainland	Canary Islands	Total
Jan-Feb24	5,561,737	324,607	141,273	6,027,617	4,081,125	292,019	109,552	4,482,696	1,480,612	32,588	31,721	1,544,921
Jan-Feb25	5,459,205	320,597	114,919	5,894,721	4,010,922	286,414	89,469	4,386,805	1,448,283	34,183	25,450	1,507,916
Change	-102,532	-4,010	-26,354	-132,896	-70,203	-5,605	-20,083	-95,891	-32,329	1,595	-6,271	-37,005
Change, %	-1.8%	-1.2%	-18.7%	-2.2%	-1.7%	-1.9%	-18.3%	-2.1%	-2.2%	4.9%	-19.8%	-2.4%

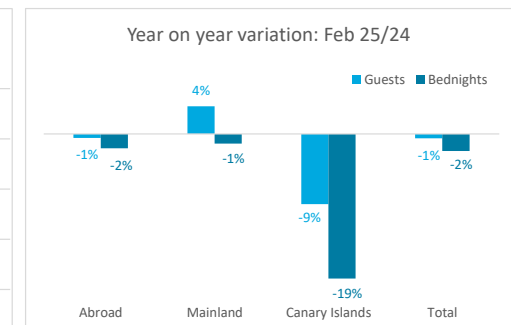
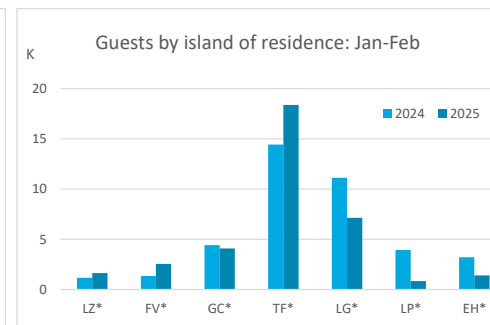
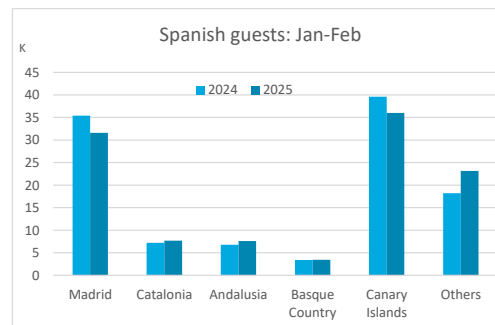
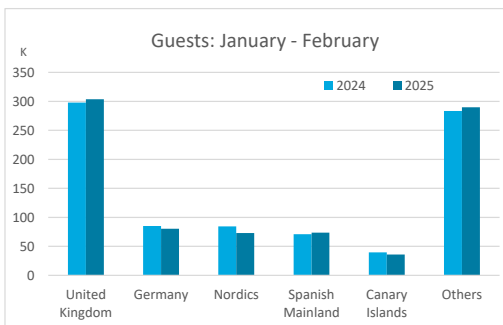


LENGHT OF STAY

	Breakdown by accommodation type											
	TOTAL				Hotels				Apartments			
	Abroad	Mainland	Canary Islands	Total	Abroad	Mainland	Canary Islands	Total	Abroad	Mainland	Canary Islands	Total
Jan-Feb24	7.4	4.6	3.6	7.0	7.1	4.5	3.2	6.6	8.5	5.3	6.1	8.4
Jan-Feb25	7.3	4.4	3.2	6.9	7.0	4.3	2.8	6.5	8.5	4.7	5.7	8.3
Change	-0.1	-0.2	-0.4	-0.1	-0.1	-0.2	-0.3	-0.1	0.0	-0.5	-0.4	0.0




GUESTS AND BEDNIGHTS BY PLACE OF RESIDENCE



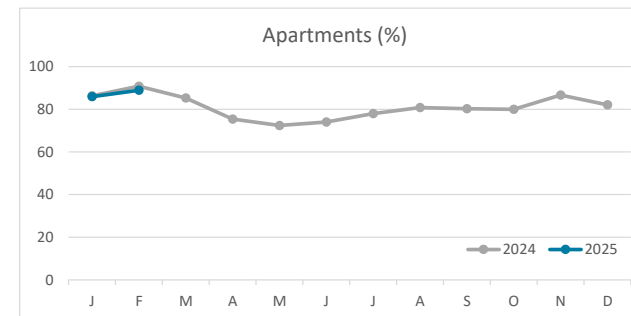
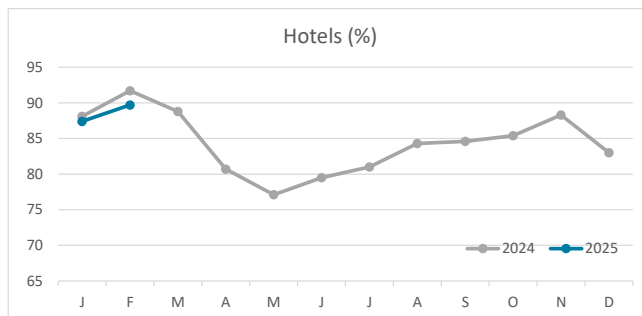
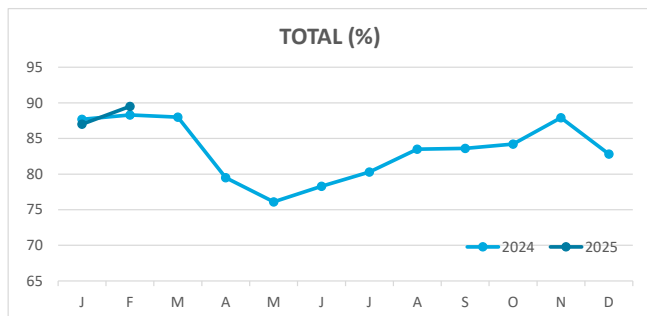
Note: LZ* (Lanzarote), FV* (Fuerteventura), GC* (Gran Canaria), TF* (Tenerife), LG* (La Gomera), LP* (La Palma) and EH* (El Hierro).

Main tourist accommodation indicators

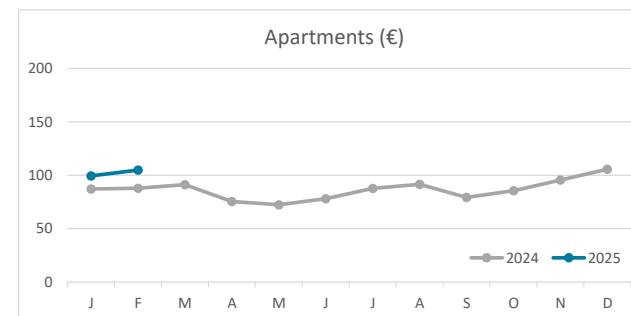
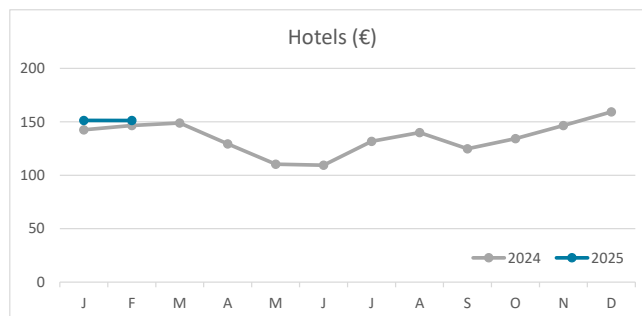
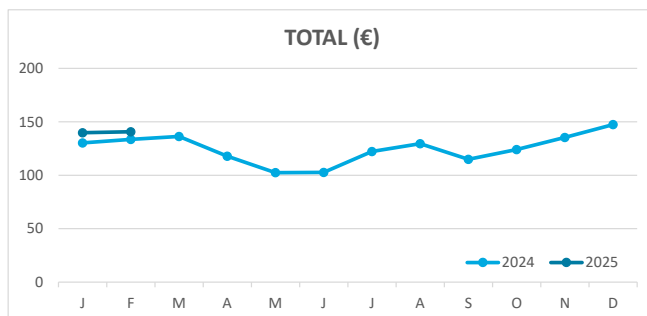
TENERIFE (January - February 2025)



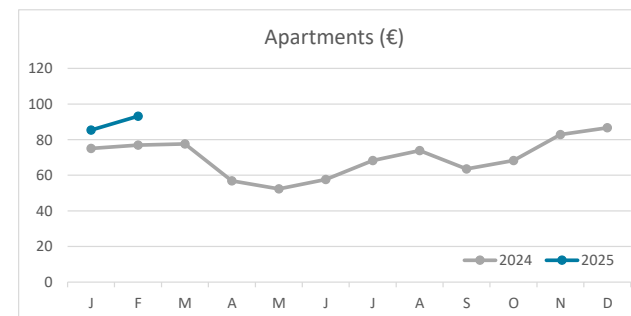
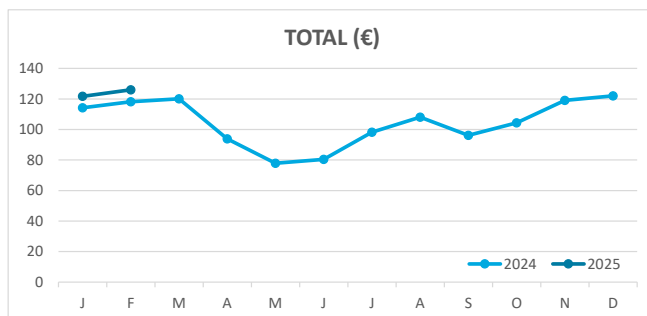
OCCUPANCY RATE PER ROOM / APARTMENT



ADR (Average Daily Rate)



REVPAR (Revenue Per Available Room)



Note: "Guests indicator" refers to number of guests checking in as new arrivals.
 Source: Encuestas de Alojamiento Turístico (ISTAC)