

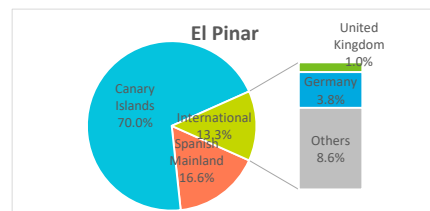
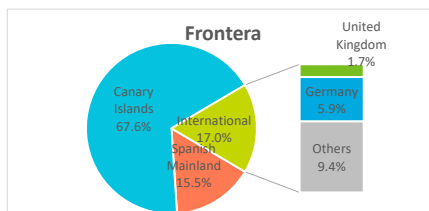
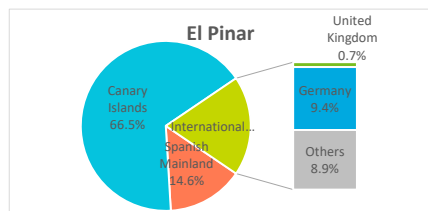
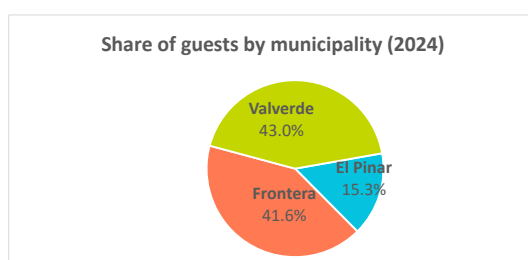
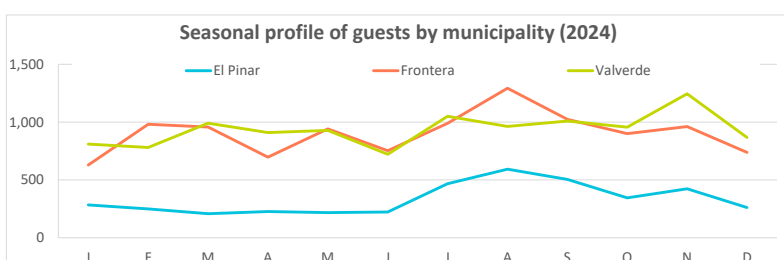
Tourist profile by municipality

El Hierro (2024)

GUESTS IN ACCOMMODATION

Place of residence:	Municipality of stay				Accommodation type	
	El Pinar	Frontera	Valverde	El Hierro	Hotel	Apartment
International	759	1,844	1,499	4,102	3,639	463
- United Kingdom	29	184	115	328	271	57
- Germany	375	639	422	1,436	1,276	160
Spanish Mainland	583	1,680	1,868	4,131	3,670	461
Canary Islands	2,660	7,341	7,866	17,867	10,455	7,412
Total	4,002	10,865	11,233	26,100	17,764	8,336

Place of residence:	Municipality of stay				Accommodation type	
	El Pinar	Frontera	Valverde	El Hierro	Hotel	Apartment
International	19.0%	17.0%	13.3%	15.7%	20.5%	5.6%
- United Kingdom	0.7%	1.7%	1.0%	1.3%	1.5%	0.7%
- Germany	9.4%	5.9%	3.8%	5.5%	7.2%	1.9%
Spanish Mainland	14.6%	15.5%	16.6%	15.8%	20.7%	5.5%
Canary Islands	66.5%	67.6%	70.0%	68.5%	58.9%	88.9%
Total	100%	100%	100%	100%	100%	100%



Other indicators

	Municipality of stay				Accommodation type	
	El Pinar	Frontera	Valverde	El Hierro	Hotel	Apartment
Bednights						
International	3,690	8,736	5,482	17,908	14,327	3,581
- United Kingdom	134	534	356	1,024	857	167
- Germany	2,046	3,632	2,235	7,913	6,485	1,428
Spanish Mainland	2,094	6,931	6,899	15,924	13,333	2,591
Canary Islands	10,910	23,481	22,210	56,601	27,084	29,517
Total	16,694	39,148	34,591	90,433	54,744	35,689
Length of stay						
International	4.9	4.7	3.7	4.4	3.9	7.7
- United Kingdom	4.6	2.9	3.1	3.1	3.2	2.9
- Germany	5.5	5.7	5.3	5.5	5.1	8.9
Spanish Mainland	3.6	4.1	3.7	3.9	3.6	5.6
Canary Islands	4.1	3.2	2.8	3.2	2.6	4.0
Total	4.2	3.6	3.1	3.5	--	--
ADR (€)	50.8	72.7	77.3	70.3	81.0	51.7
RevPar (€)	16.8	31.2	45.1	31.6	44.8	17.4
Total Revenue (€ million)	0.5	1.6	1.5	3.6	2.6	1.0
Bed-space occupancy rate (%)	20.0	31.0	45.2	31.6	46.8	21.1
Occupancy rate per room/apart.(%)	33.1	42.3	58.3	44.6	55.3	33.5
Tourist population ⁽¹⁾	46	107	95	248	--	--
Employment	18	40	44	102	67	36

⁽¹⁾ Equivalent tourist population is obtained by dividing the total number of bednights during the reference period by 365 days (366 in case of leap year).

Sources: Encuestas de alojamiento turístico hotelero y extrahotelero (ISTAC).

Note 1: guests checking in as new arrivals. Note 2: Occupancy rate could be above 100% because of extra beds.