

Tourist profile by municipality

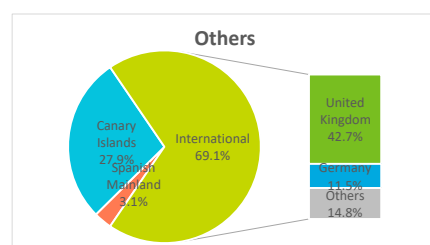
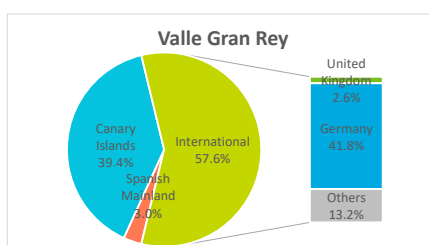
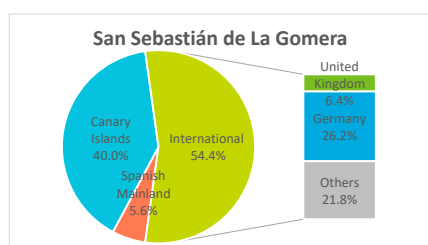
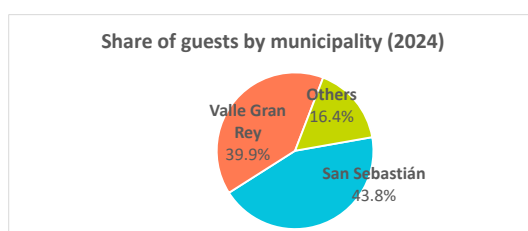
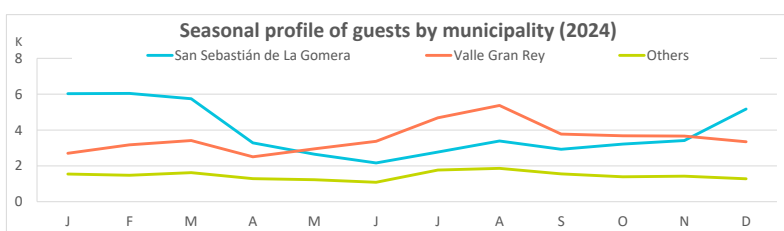
La Gomera (2024)



GUESTS IN ACCOMMODATION

Place of residence:	Municipality of stay				Accommodation type	
	San Sebastián de La Gomera	Valle Gran Rey	Others	La Gomera	Hotel	Apartment
International	25,452	24,525	12,090	62,067	35,878	26,189
- United Kingdom	3,012	1,099	7,478	11,589	3,628	7,961
- Germany	12,254	17,820	2,018	32,092	19,786	12,306
Spanish Mainland	2,633	1,294	537	4,464	2,713	1,751
Canary Islands	18,697	16,794	4,879	40,370	21,471	18,899
Total	46,782	42,613	17,506	106,901	60,062	46,839

Place of residence:	Municipality of stay				Accommodation type	
	San Sebastián de La Gomera	Valle Gran Rey	Others	La Gomera	Hotel	Apartment
International	54.4%	57.6%	69.1%	58.1%	59.7%	55.9%
- United Kingdom	6.4%	2.6%	42.7%	10.8%	6.0%	17.0%
- Germany	26.2%	41.8%	11.5%	30.0%	32.9%	26.3%
Spanish Mainland	5.6%	3.0%	3.1%	4.2%	4.5%	3.7%
Canary Islands	40.0%	39.4%	27.9%	37.8%	35.7%	40.3%
Total	100%	100%	100%	100%	100%	100%



Other indicators

	Municipality of stay				Accommodation type	
	San Sebastián de La Gomera	Valle Gran Rey	Others	La Gomera	Hotel	Apartment
Bednights						
International	134,428	255,409	116,525	506,362	226,902	279,460
- United Kingdom	20,614	8,278	86,404	115,296	25,148	90,148
- Germany	63,228	206,941	16,700	286,869	138,144	148,725
Spanish Mainland	8,951	7,282	2,338	18,571	9,187	9,384
Canary Islands	53,964	68,672	14,790	137,426	49,449	87,977
Total	197,343	331,363	133,653	662,359	285,538	376,821
Length of stay						
International	5.3	10.4	--	8.2	6.3	10.7
- United Kingdom	6.8	7.5	--	9.9	6.9	11.3
- Germany	5.2	11.6	--	8.9	7.0	12.1
Spanish Mainland	3.4	5.6	--	4.2	3.4	5.4
Canary Islands	2.9	4.1	--	3.4	2.3	4.7
Total	4.2	7.8	--	6.2	--	--
ADR (€)	106.9	73.5	--	83.4	107.2	63.3
RevPar (€)	74.1	46.3	--	54.9	82.6	37.2
Total revenue (€ million)	12.4	13.2	--	29.5	17.4	12.2
Bed-space occupancy rate (%)	58.0	51.2	--	54.8	67.6	47.9
Occupancy rate per room/apart.(%)	69.4	62.9	--	65.9	77.1	58.7
Tourist population ⁽¹⁾	541	908	366	1,815	--	--
Employment	212	214	136	562	293	270

⁽¹⁾ Equivalent tourist population is obtained by dividing the total number of bednights during the reference period by 365 days (366 in case of leap year).

Note 1: guests checking in as new arrivals. Note 2: Occupancy rate could be above 100% because of extra beds.

Sources: Encuestas de alojamiento turístico hotelero y extrahotelero (ISTAC).