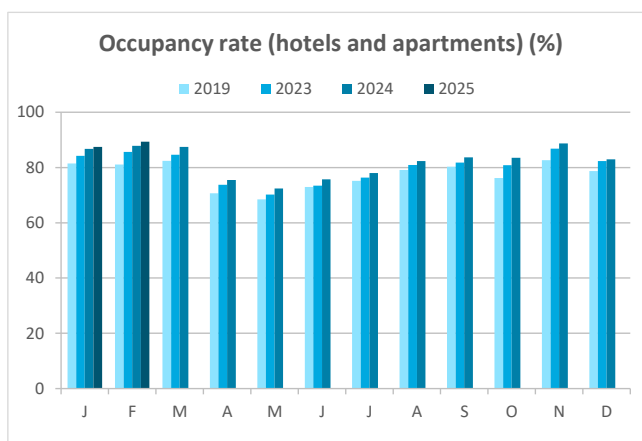


Tourist accommodation OCCUPANCY RATE



CANARY ISLANDS: Occupancy rate per room / apartment

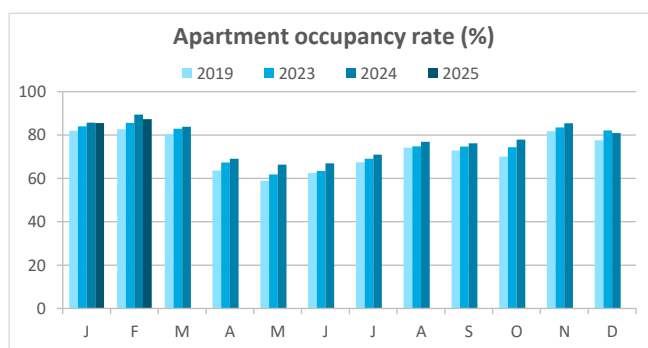
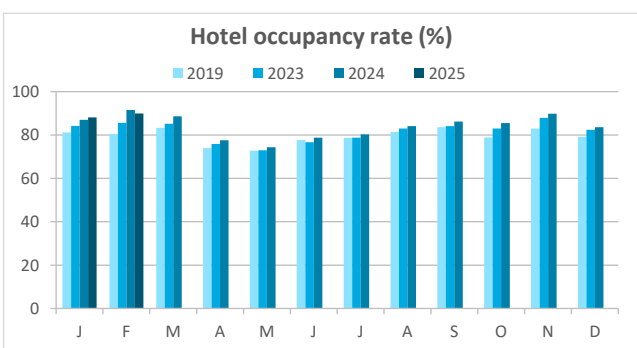
Hotels and apartments					
(%)	2019	2023	2024	2025	Change 25-24(p.p.)
January	81.43	84.20	86.71	87.47	0.8
February	81.09	85.60	87.86	89.30	1.4
March	82.38	84.63	87.44	--	--
April	70.70	73.78	75.45	--	--
May	68.47	70.21	72.39	--	--
June	72.98	73.41	75.75	--	--
July	75.14	76.37	77.97	--	--
August	79.13	80.94	82.30	--	--
September	80.26	81.80	83.66	--	--
October	76.20	80.85	83.54	--	--
November	82.62	86.79	88.72	--	--
December	78.69	82.32	82.96	--	--
TOTAL	77.44	80.08	82.30	--	--



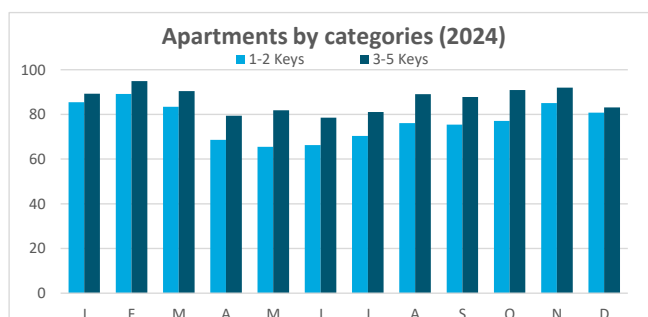
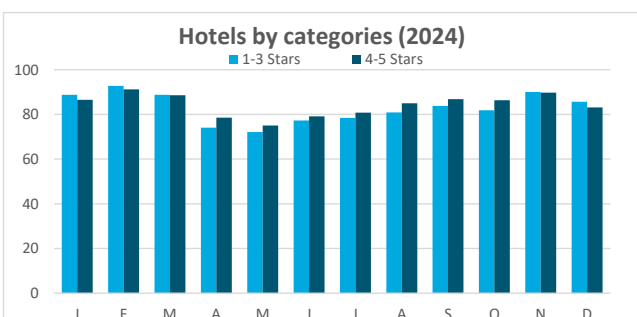
Breakdown by type of accommodation

Hotels					
(%)	2019	2023	2024	2025	Change 25-24(p.p.)
January	81.16	84.25	87.05	88.15	1.1
February	80.37	85.59	91.52	89.96	-1.6
March	83.31	85.18	88.67	--	--
April	73.94	75.90	77.57	--	--
May	72.78	72.95	74.39	--	--
June	77.69	76.64	78.76	--	--
July	78.64	78.74	80.33	--	--
August	81.35	82.97	84.14	--	--
September	83.57	84.09	86.19	--	--
October	78.93	82.99	85.47	--	--
November	82.99	87.87	89.83	--	--
December	79.17	82.40	83.65	--	--
TOTAL	79.51	81.64	83.94	--	--

Apartments					
(%)	2019	2023	2024	2025	Change 25-24(p.p.)
January	82.02	84.05	85.68	85.48	-0.2
February	82.68	85.65	89.42	87.36	-2.1
March	80.34	82.94	83.78	--	--
April	63.62	67.29	69.08	--	--
May	58.88	61.77	66.32	--	--
June	62.49	63.38	66.92	--	--
July	67.42	69.08	71.00	--	--
August	74.17	74.72	76.85	--	--
September	72.86	74.70	76.14	--	--
October	70.05	74.40	77.86	--	--
November	81.79	83.54	85.45	--	--
December	77.60	82.09	80.91	--	--
TOTAL	72.87	75.34	77.44	--	--

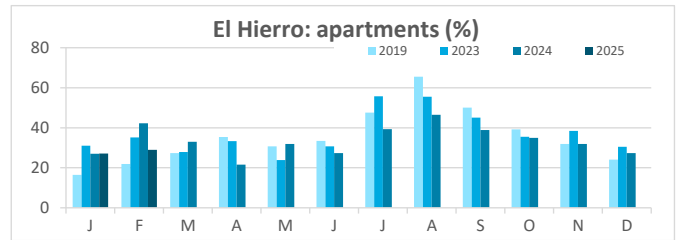
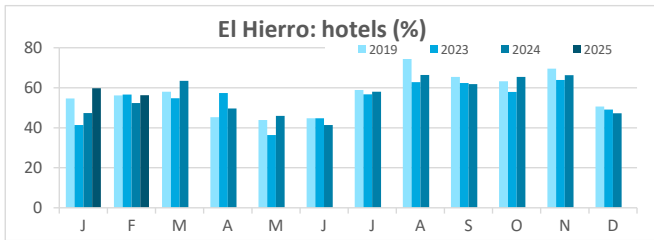
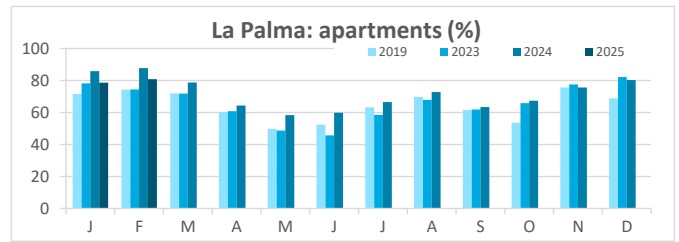
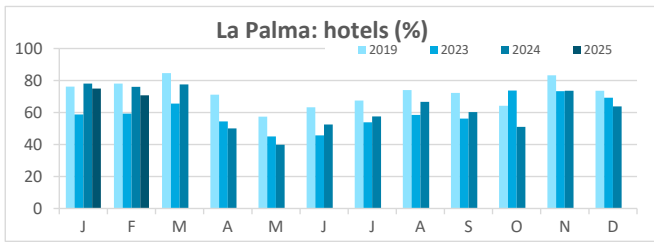
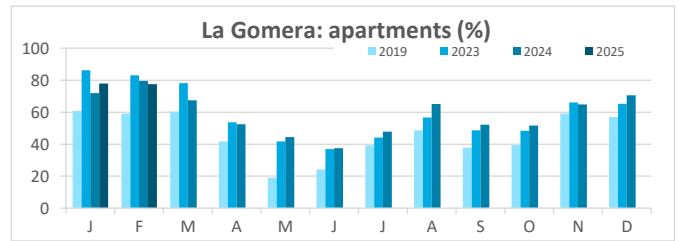
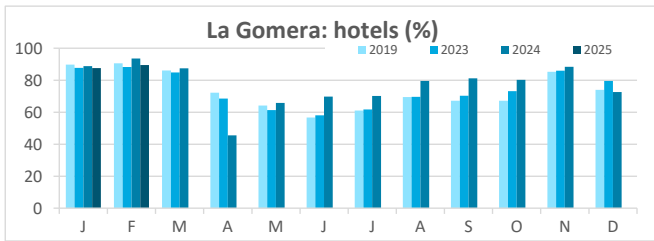
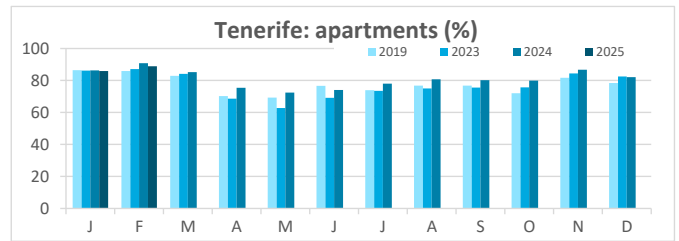
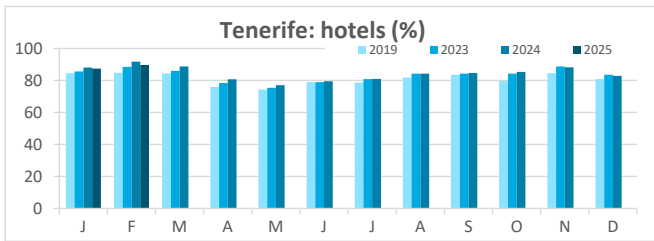
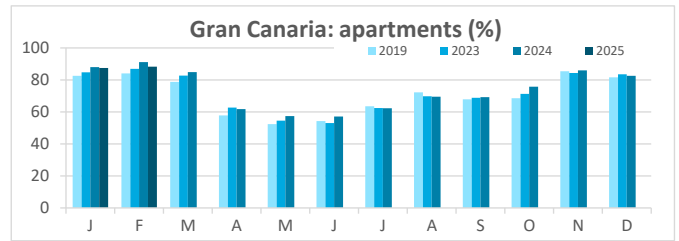
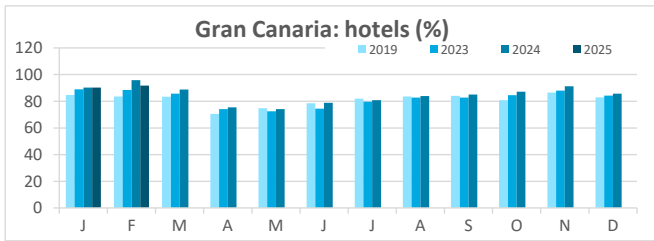
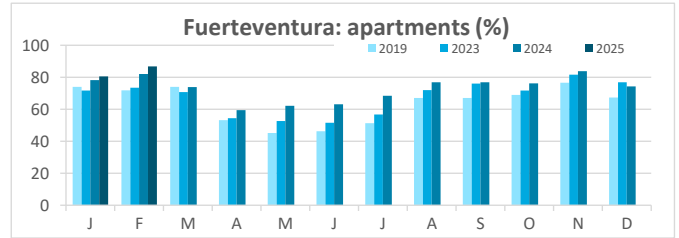
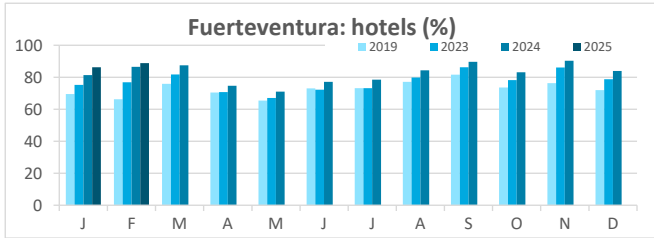
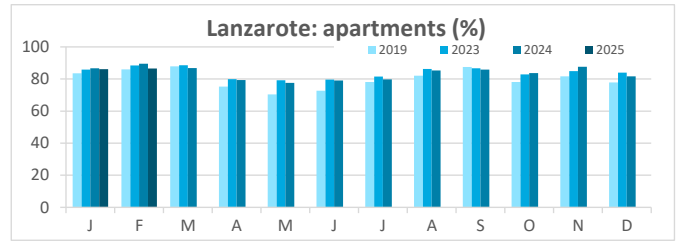
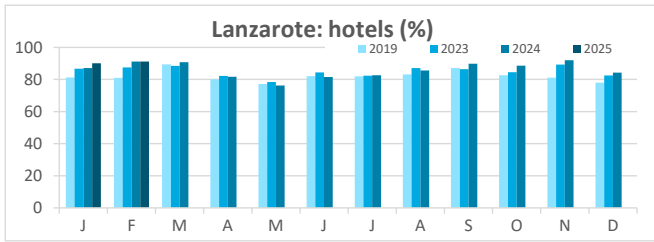


CANARY ISLANDS: Occupancy rate per room / apartment by accommodation type and category




Tourist accommodation

OCCUPANCY RATE



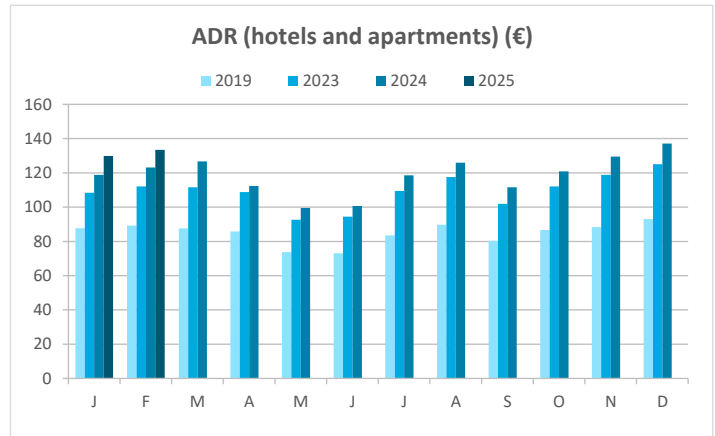
Tourist accommodation

ADR (AVERAGE DAILY RATE)



CANARY ISLANDS: Average daily rate (€)

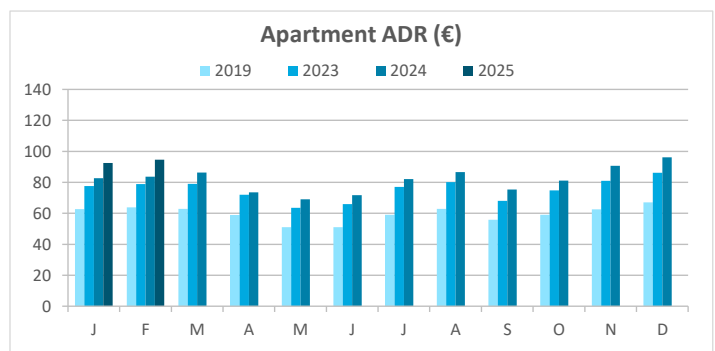
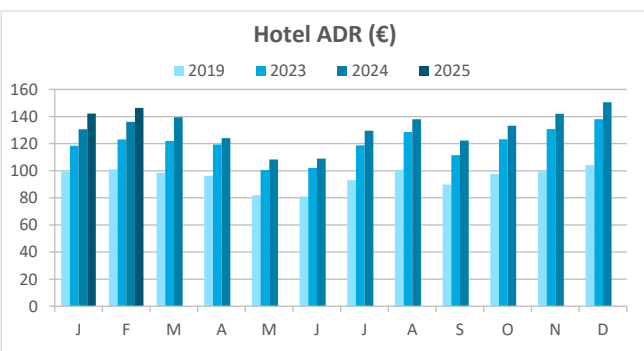
Hotels and apartments					
(€)	2019	2023	2024	2025	Change 25-24(p.p.)
January	87.73	108.39	118.81	129.85	9.3%
February	89.17	112.13	123.15	133.47	8.4%
March	87.61	111.61	126.69	--	--
April	85.74	108.77	112.39	--	--
May	73.68	92.65	99.46	--	--
June	73.10	94.43	100.62	--	--
July	83.53	109.43	118.59	--	--
August	89.76	117.55	125.89	--	--
September	80.28	101.88	111.56	--	--
October	86.63	112.12	120.82	--	--
November	88.34	118.82	129.46	--	--
December	93.04	125.11	137.08	--	--
TOTAL	85.17	109.90	119.32	--	--



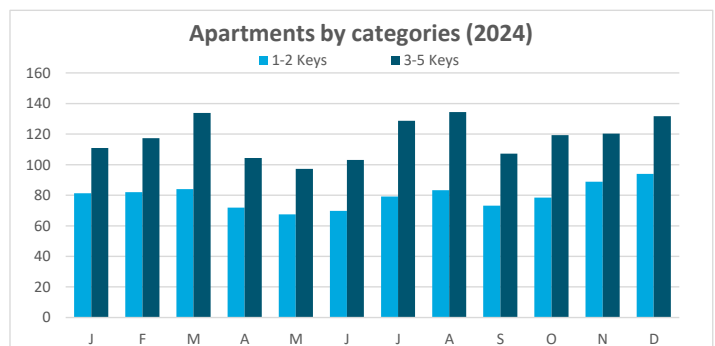
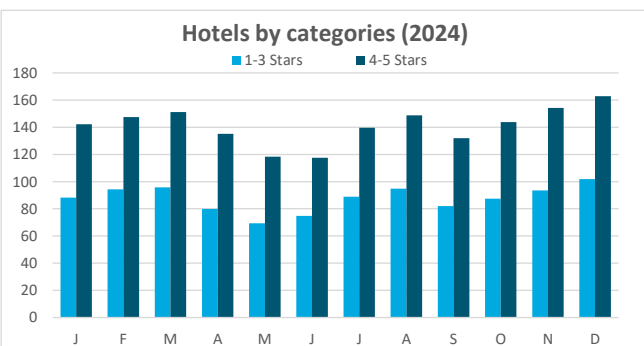
Breakdown by type of accommodation

Hotels					
(€)	2019	2023	2024	2025	Change 25-24(p.p.)
January	99.27	118.40	130.57	142.14	8.9%
February	101.13	123.07	136.04	146.32	7.6%
March	98.55	121.99	139.44	--	--
April	96.31	119.44	123.96	--	--
May	81.88	100.65	108.37	--	--
June	81.06	102.03	108.96	--	--
July	93.06	118.69	129.46	--	--
August	100.74	128.58	137.99	--	--
September	89.82	111.58	122.34	--	--
October	97.52	123.28	133.11	--	--
November	99.62	130.78	142.09	--	--
December	104.26	138.05	150.48	--	--
TOTAL	95.48	120.16	130.83	--	--

Apartments					
(€)	2019	2023	2024	2025	Change 25-24(p.p.)
January	62.75	77.54	82.65	92.44	11.8%
February	63.77	78.94	83.61	94.65	13.2%
March	62.82	79.06	86.26	--	--
April	58.90	72.04	73.47	--	--
May	51.10	63.55	69.04	--	--
June	51.11	65.89	71.67	--	--
July	59.00	77.08	82.06	--	--
August	62.89	80.07	86.54	--	--
September	55.76	68.11	75.39	--	--
October	59.03	74.74	81.07	--	--
November	62.63	80.93	90.65	--	--
December	67.13	86.18	96.14	--	--
TOTAL	60.22	75.98	82.18	--	--

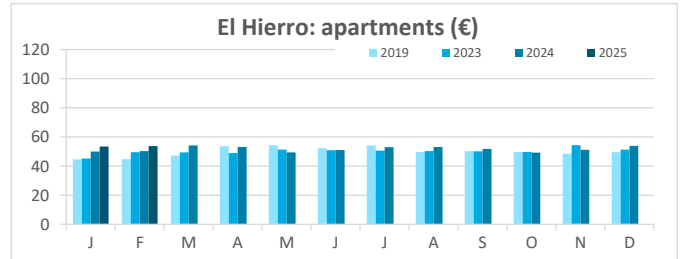
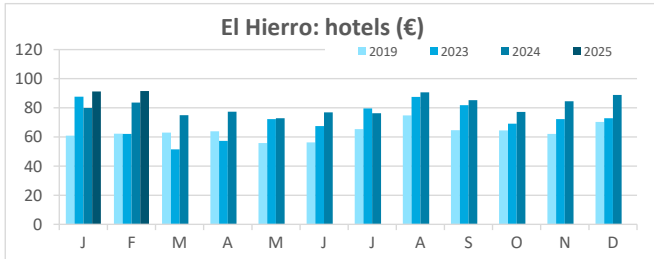
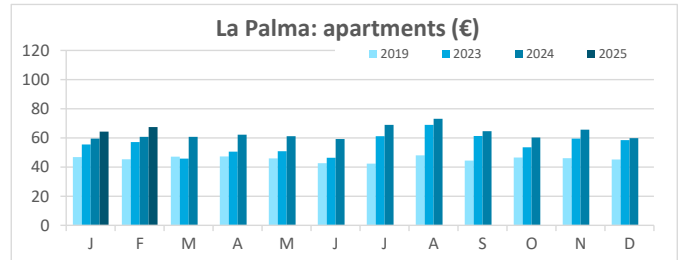
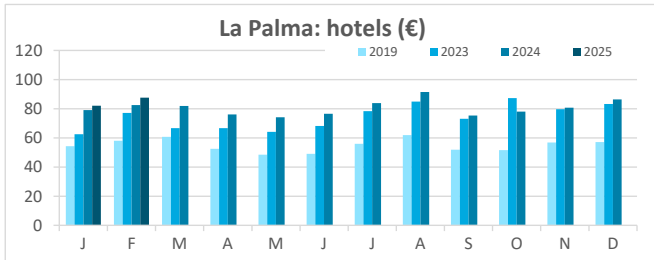
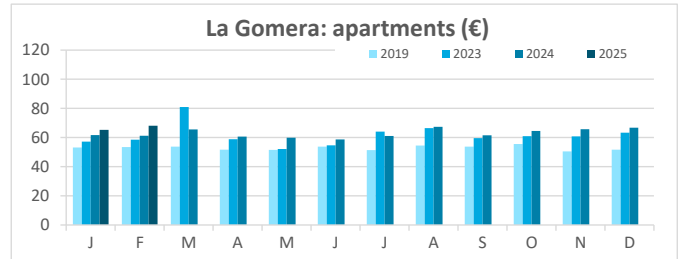
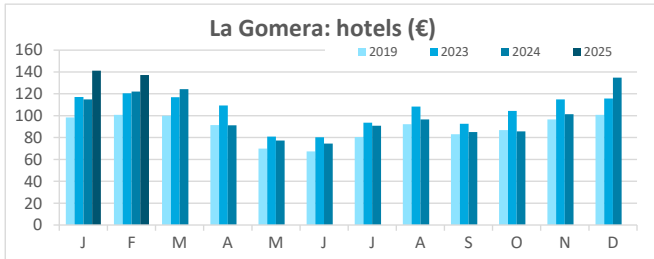
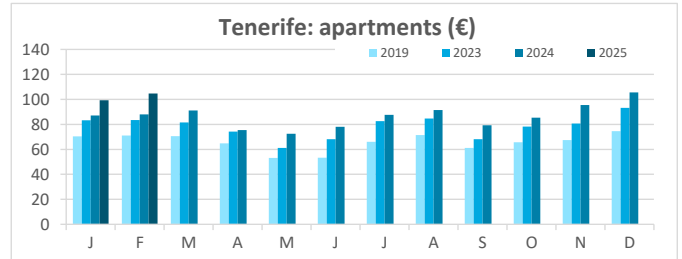
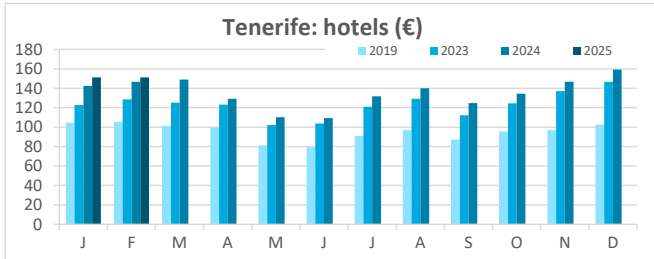
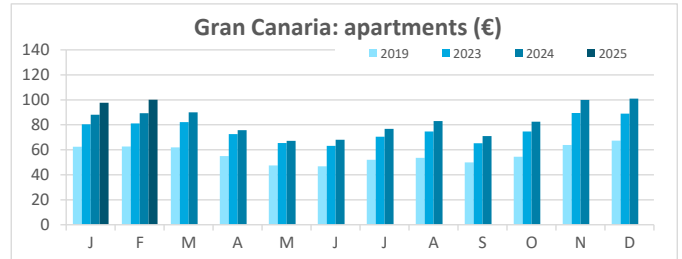
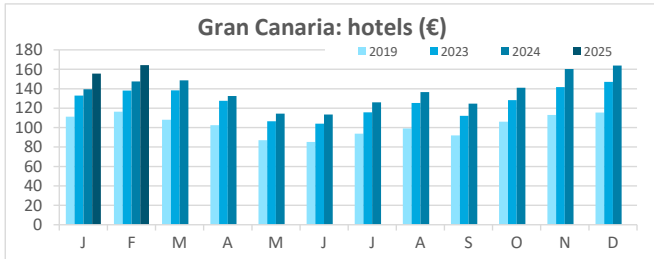
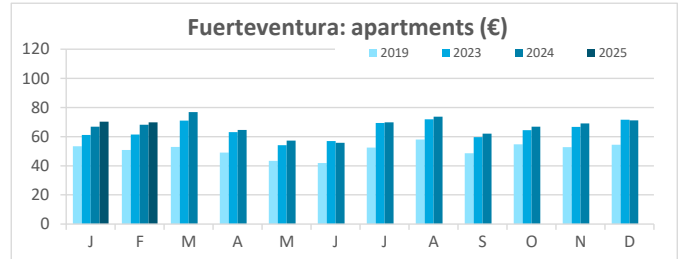
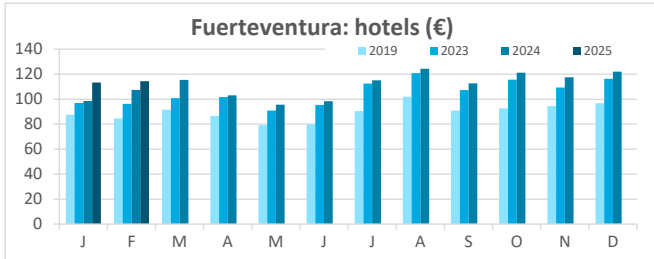
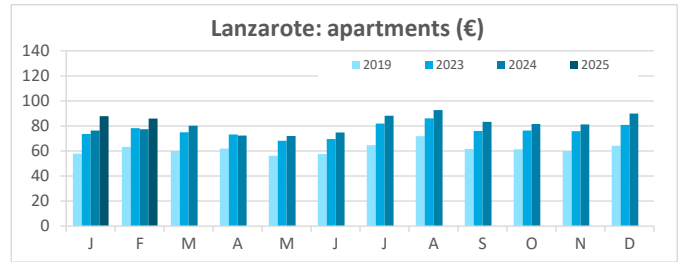
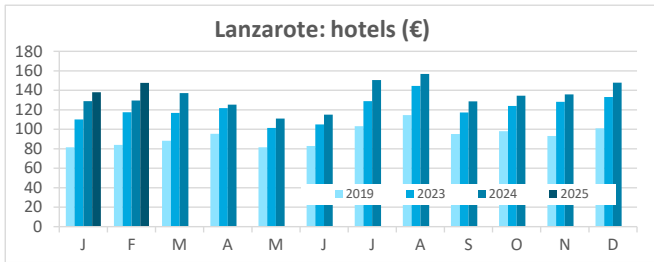


CANARY ISLANDS: Average daily rate (€) by accommodation type and category



Tourist accommodation

ADR (AVERAGE DAILY RATE)



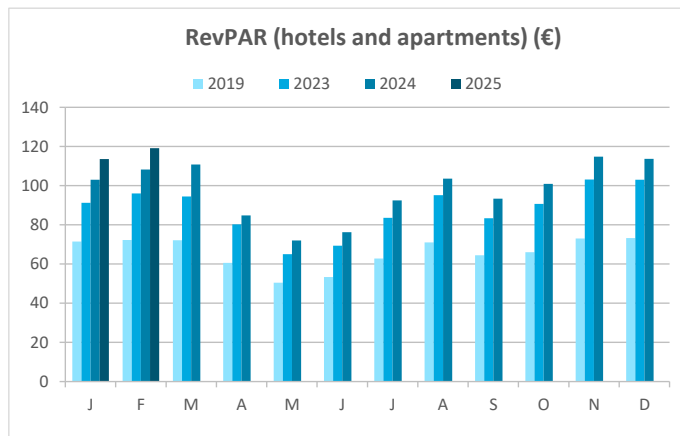
Tourist accommodation

REVPAR (REVENUE PER AVAILABLE ROOM)



CANARY ISLANDS: Revenue per available room (€)

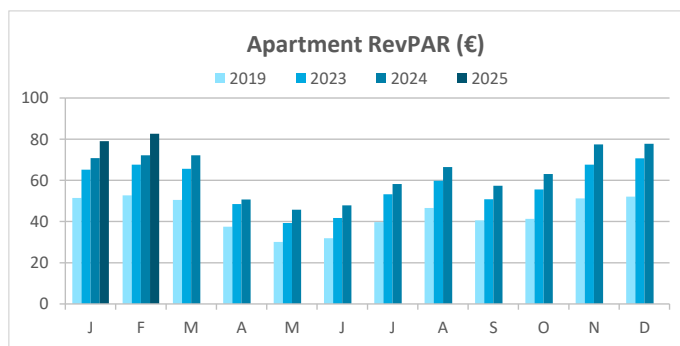
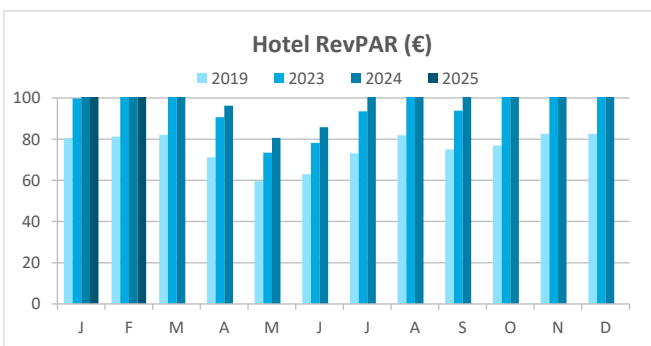
Hotels and apartments					
(€)	2019	2023	2024	2025	change 25-24(p.p.)
January	71.43	91.26	103.01	113.58	10.3%
February	72.31	95.99	108.25	119.18	10.1%
March	72.17	94.46	110.84	--	--
April	60.62	80.25	84.84	--	--
May	50.45	65.05	71.99	--	--
June	53.34	69.32	76.22	--	--
July	62.76	83.63	92.48	--	--
August	71.02	95.15	103.61	--	--
September	64.44	83.33	93.33	--	--
October	66.01	90.73	100.93	--	--
November	72.99	103.13	114.85	--	--
December	73.22	103.00	113.72	--	--
TOTAL	65.96	88.03	98.22	--	--



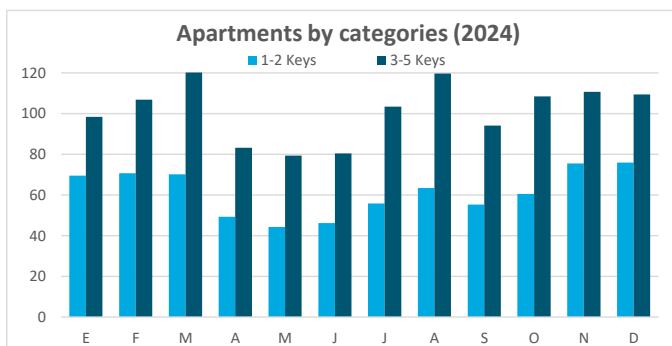
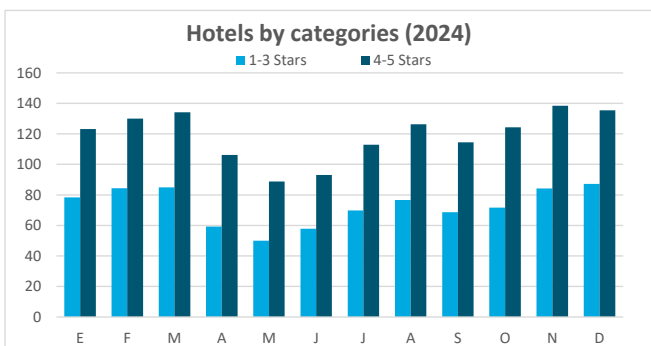
Breakdown by type of accommodation

Hotels					
(€)	2019	2023	2024	2025	change 25-24(p.p.)
January	80.56	99.75	113.66	125.29	10.2%
February	81.28	105.33	120.30	131.63	9.4%
March	82.10	103.91	123.75	--	--
April	71.21	90.65	96.24	--	--
May	59.59	73.43	80.62	--	--
June	62.98	78.20	85.82	--	--
July	73.18	93.56	103.99	--	--
August	81.95	106.68	116.10	--	--
September	75.06	93.83	105.45	--	--
October	76.97	102.44	113.77	--	--
November	82.67	114.92	127.64	--	--
December	82.54	113.76	125.88	--	--
TOTAL	75.91	98.11	109.84	--	--

Apartments					
(€)	2019	2023	2024	2025	change 25-24(p.p.)
January	51.47	65.18	70.79	79.02	11.6%
February	52.72	67.62	72.16	82.69	14.6%
March	50.47	65.58	72.23	--	--
April	37.47	48.49	50.73	--	--
May	30.09	39.26	45.74	--	--
June	31.94	41.76	47.92	--	--
July	39.78	53.25	58.27	--	--
August	46.64	59.84	66.51	--	--
September	40.62	50.88	57.41	--	--
October	41.34	55.61	63.13	--	--
November	51.22	67.61	77.47	--	--
December	52.09	70.75	77.79	--	--
TOTAL	43.88	57.25	63.63	--	--

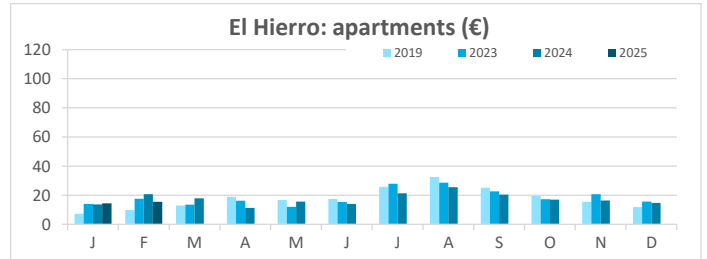
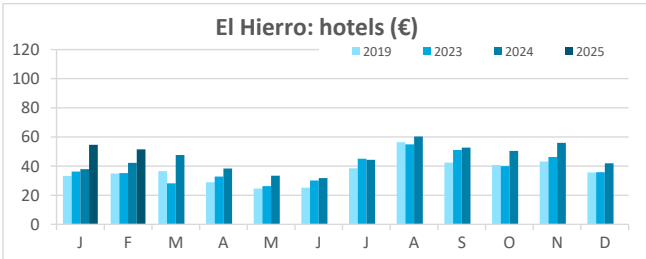
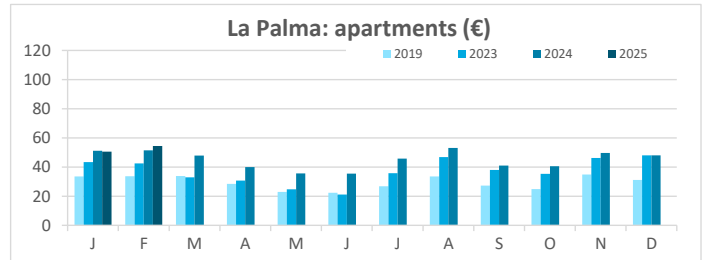
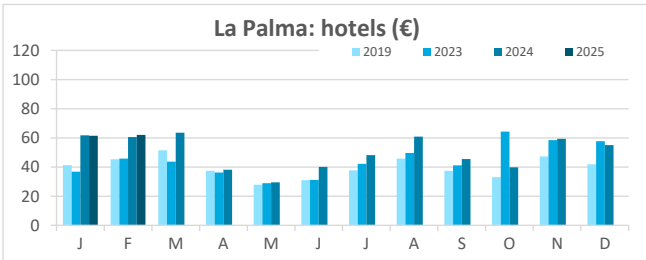
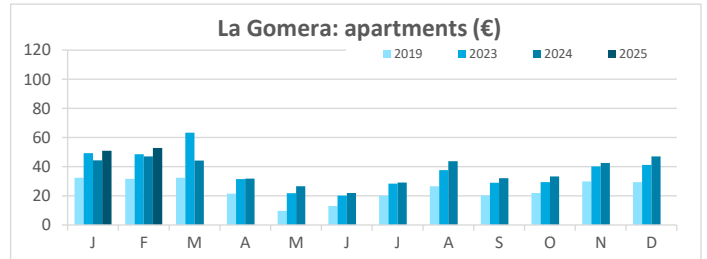
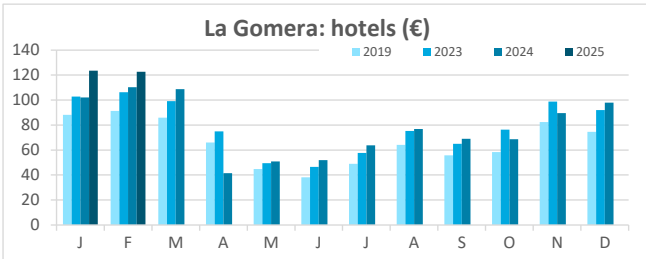
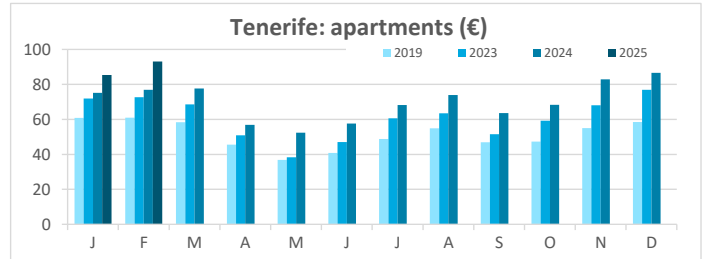
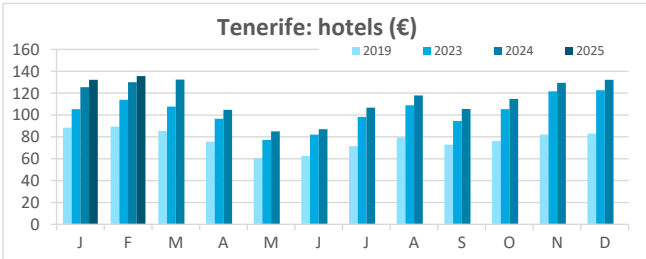
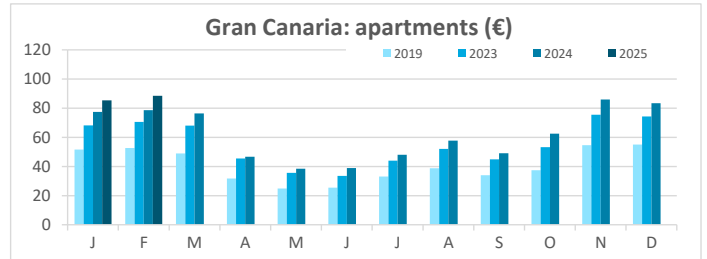
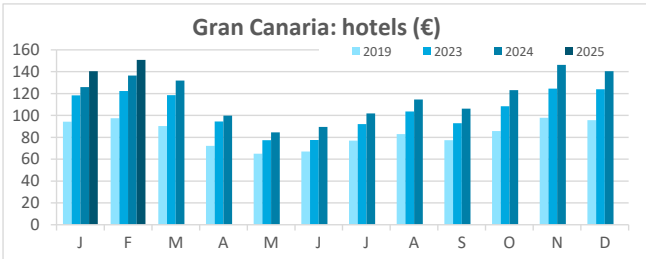
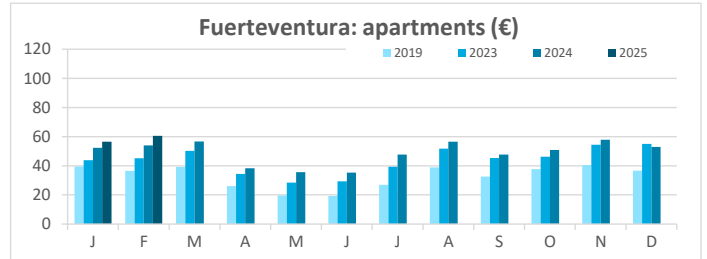
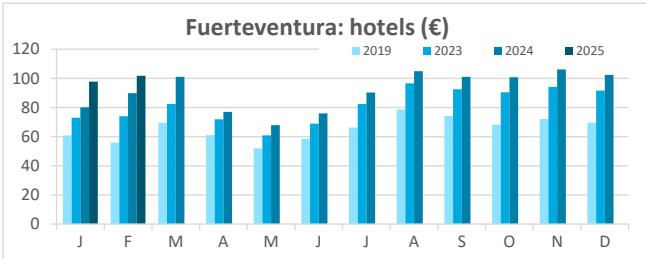
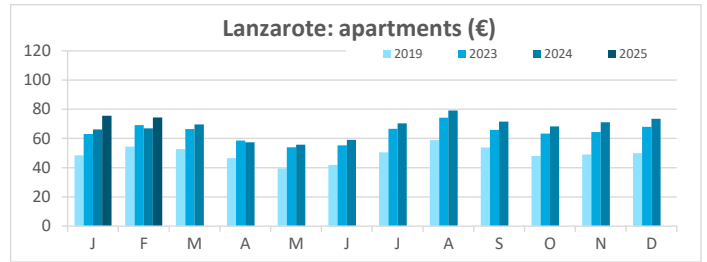
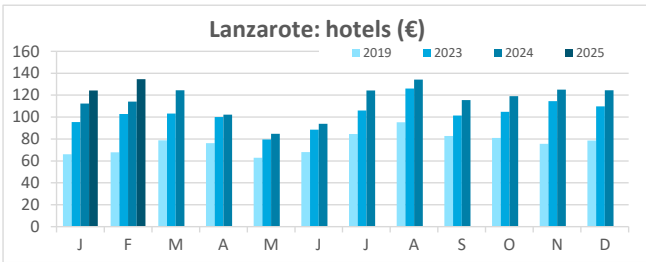


CANARY ISLANDS: Revenue per available room (€) by accommodation type and category



Tourist accommodation

REVPAR (REVENUE PER AVAILABLE ROOM)



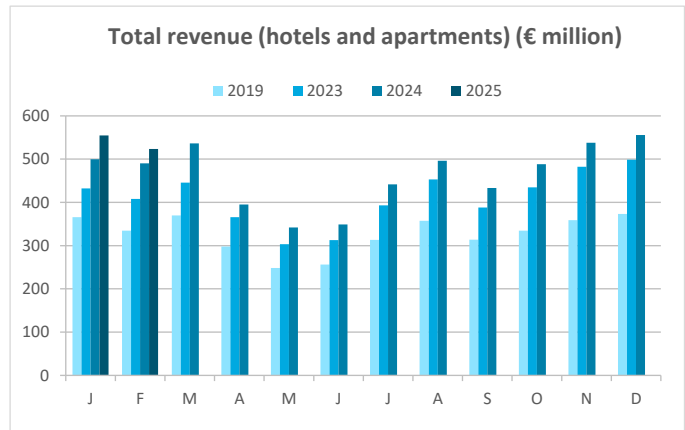
Tourist accommodation

TOTAL REVENUE (€ million)



CANARY ISLANDS: Total revenue (€ million)

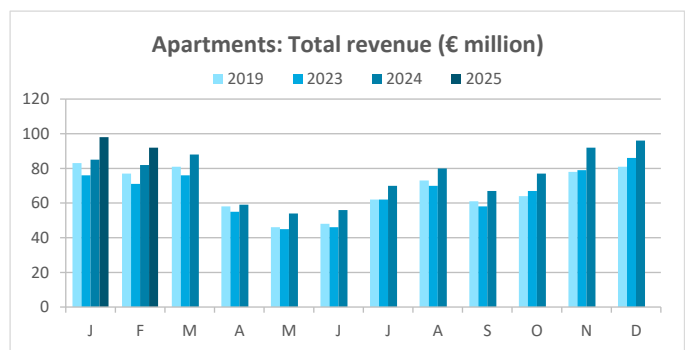
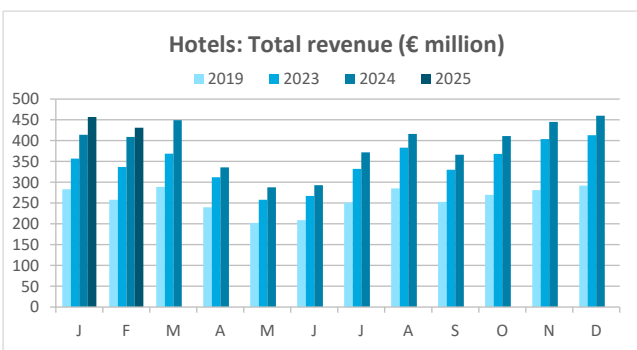
Hotels and apartamentos					
(€ million)	2019	2023	2024	2025	Change 25-24(p.p.)
January	366	432	499	555	11.1%
February	334	408	491	524	6.8%
March	370	446	537	--	--
April	298	366	395	--	--
May	248	303	342	--	--
June	256	313	349	--	--
July	313	393	442	--	--
August	357	453	496	--	--
September	314	388	433	--	--
October	335	435	488	--	--
November	359	482	538	--	--
December	373	499	556	--	--
TOTAL	3,924	4,919	5,566	--	--



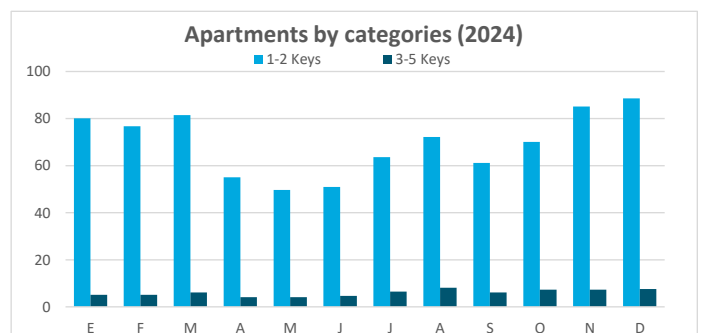
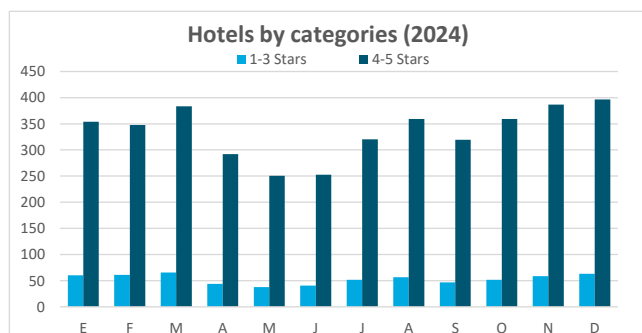
Desglose según tipo de establecimiento

Hotels					
(€ million)	2019	2023	2024	2025	Change 25-24(p.p.)
January	283	357	414	457	10.4%
February	258	337	409	431	5.4%
March	289	369	449	--	--
April	240	312	336	--	--
May	202	258	288	--	--
June	209	267	293	--	--
July	251	332	372	--	--
August	285	383	416	--	--
September	253	330	366	--	--
October	270	368	411	--	--
November	281	404	445	--	--
December	292	413	460	--	--
TOTAL	3,113	4,129	4,659	--	--

Apartments					
(€ million)	2019	2023	2024	2025	Change 25-24(p.p.)
January	83	76	85	98	15.3%
February	77	71	82	92	12.2%
March	81	76	88	--	--
April	58	55	59	--	--
May	46	45	54	--	--
June	48	46	56	--	--
July	62	62	70	--	--
August	73	70	80	--	--
September	61	58	67	--	--
October	64	67	77	--	--
November	78	79	92	--	--
December	81	86	96	--	--
TOTAL	811	790	907	--	--

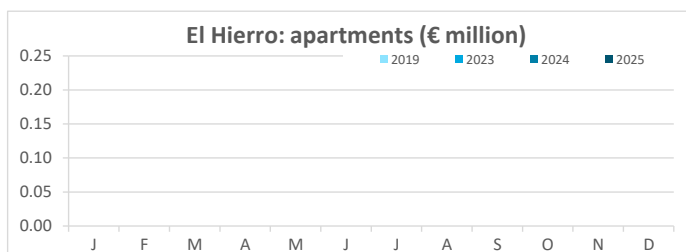
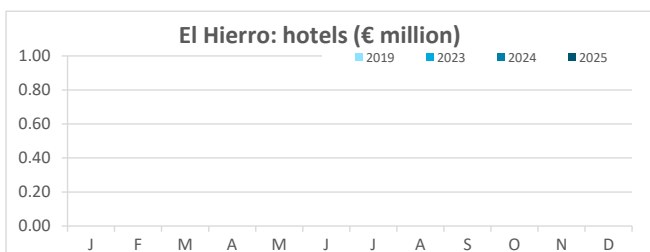
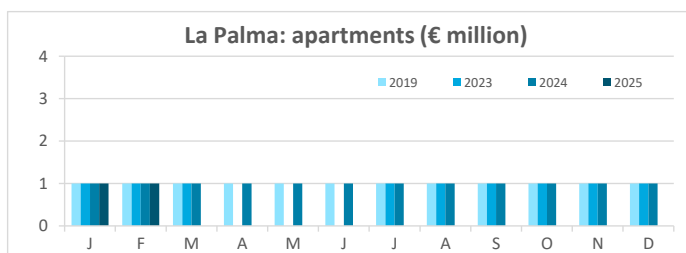
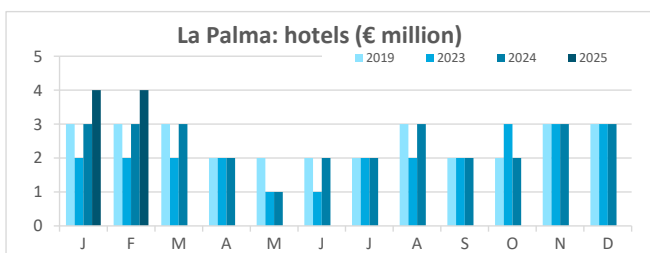
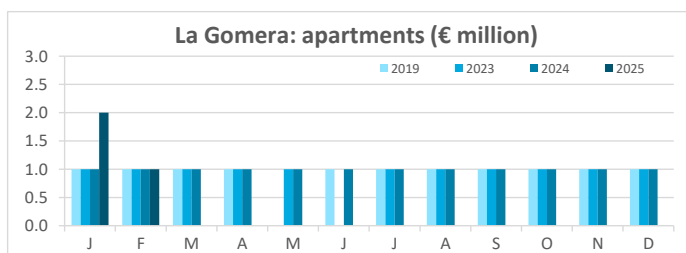
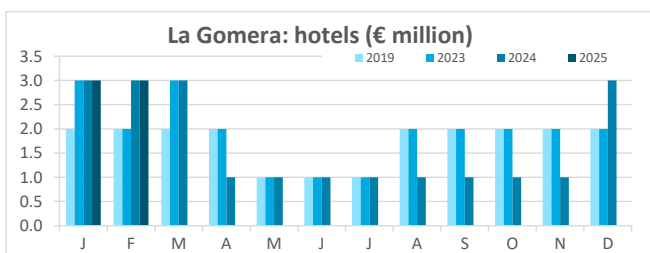
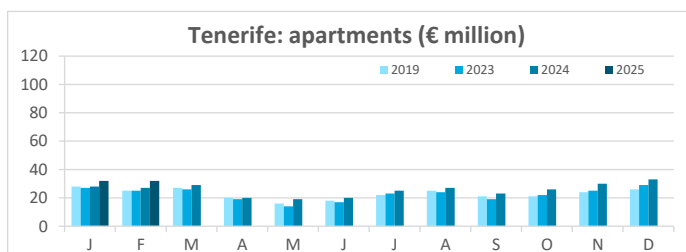
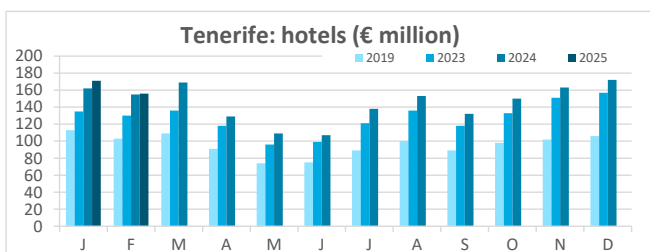
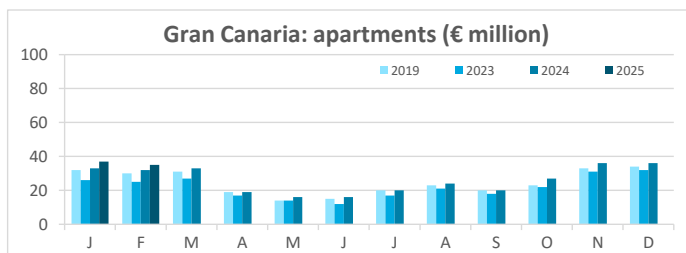
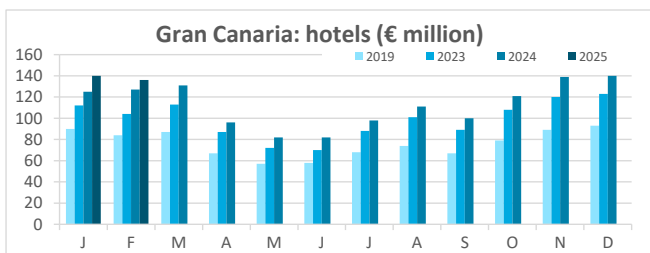
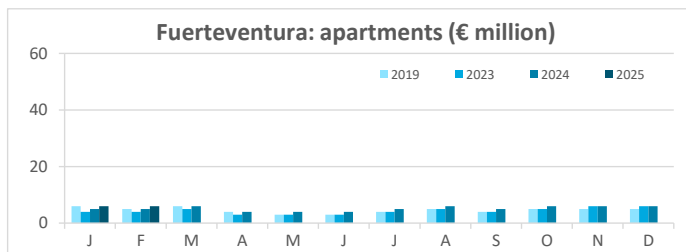
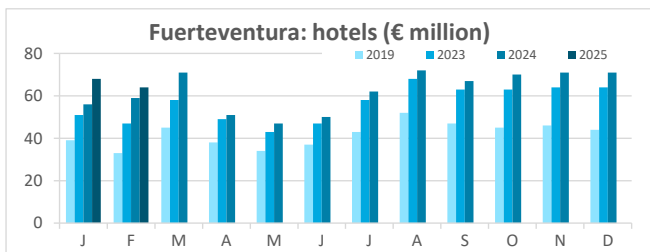
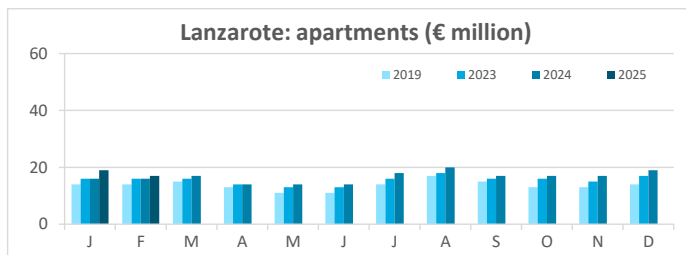
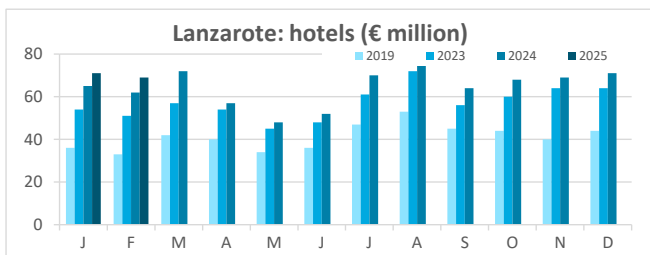


CANARY ISLANDS: Total revenue (€ million) by accommodation type and category



Tourist accommodation

TOTAL REVENUE (€ million)



Source: Encuestas de alojamiento turístico hotelero y extrahotelero (ISTAC).