

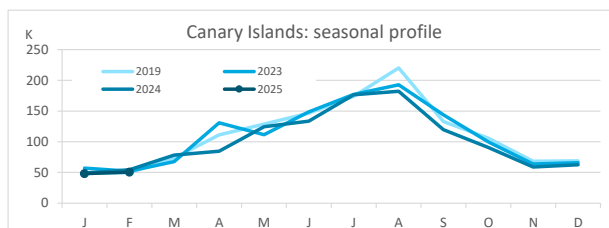
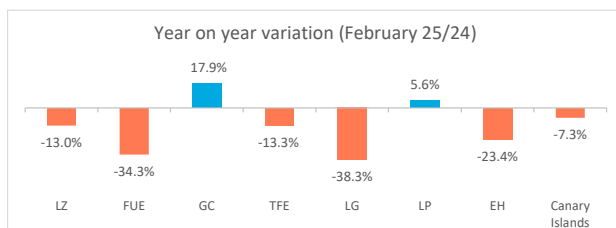
Domestic tourism

February 2025



Canary Islands residents staying in tourist accommodation by island of stay

	Lanzarote	Fuerteventura	Gran Canaria	Tenerife	La Gomera	La Palma	El Hierro	Canary Islands
February 2024	5,359	6,518	15,766	20,863	2,356	2,376	1,256	54,494
February 2025	4,663	4,285	18,584	18,086	1,454	2,509	962	50,543
% residents in the island	30.6%	33.3%	49.5%	58.4%	1.3%	13.2%	3.0%	100%
Change, 25-24	-696	-2,233	2,818	-2,777	-902	133	-294	-3,951
Change, % 25-24	-13.0%	-34.3%	17.9%	-13.3%	-38.3%	5.6%	-23.4%	-7.3%



Canary Islands residents staying in tourist accommodation by island of residence and island of stay

		ISLAND OF STAY							CANARY ISLANDS
		Lanzarote	Fuerteventura	Gran Canaria	Tenerife	La Gomera	La Palma	El Hierro	
ISLAND OF RESIDENCE	Lanzarote	1,427	541	2,003	1,059	12	43	13	5,098
	Fuerteventura	530	1,427	1,202	518	0	115	70	3,862
	Gran Canaria	1,104	1,249	9,200	2,393	79	517	201	14,743
	Tenerife	1,424	882	3,074	10,555	1,259	938	433	18,565
	La Gomera	0	6	633	395	19	254	123	1,430
	La Palma	154	180	2,060	3,122	26	331	93	5,966
	El Hierro	24	0	412	44	59	311	29	879
	CANARY ISLANDS	4,663	4,285	18,584	18,086	1,454	2,509	962	50,543

Year on year variation: February 2025/2024

		ISLAND OF STAY							CANARY ISLANDS
		Lanzarote	Fuerteventura	Gran Canaria	Tenerife	La Gomera	La Palma	El Hierro	
ISLAND OF RESIDENCE	Lanzarote	19.1%	-11.3%	-20.3%	46.5%	-	53.6%	-55.2%	0.0%
	Fuerteventura	71.0%	-31.0%	188.9%	-20.1%	-100.0%	173.8%	100.0%	9.7%
	Gran Canaria	-29.7%	-37.0%	-3.5%	-6.1%	-61.1%	-28.4%	-26.6%	-12.4%
	Tenerife	-34.4%	28.2%	26.8%	27.0%	-22.9%	48.7%	-49.7%	11.0%
	La Gomera	-	-73.9%	272.4%	-62.2%	-96.3%	31.6%	115.8%	-28.3%
	La Palma	42.6%	-82.1%	195.6%	-39.6%	271.4%	-51.4%	-	-22.2%
	El Hierro	700.0%	-100.0%	3069.2%	-98.2%	1866.7%	293.7%	-	-66.9%
	CANARY ISLANDS	-13.0%	-34.3%	17.9%	-13.3%	-38.3%	5.6%	-23.4%	-7.3%

Canary Islands residents travelling to other islands (residents of each island are excluded)

	Lanzarote	Fuerteventura	Gran Canaria	Tenerife	La Gomera	La Palma	El Hierro	CANARY ISLANDS
Outbound tourism	3,671	2,435	5,543	8,010	1,411	5,635	850	27,555
Year on year variation (%)	-5.9%	67.6%	-24.1%	-4.7%	-5.2%	-19.3%	-68.0%	-14.4%
Inbound tourism	3,236	2,858	9,384	7,531	1,435	2,178	933	27,555
Year on year variation (%)	-22.2%	-35.8%	50.6%	-40.0%	-22.4%	28.5%	-25.7%	-14.4%
Net balance	-435	423	3,841	-479	24	-3,457	83	0

Distribution by island of residence

		ISLAND OF STAY							CANARY ISLANDS
		Lanzarote	Fuerteventura	Gran Canaria	Tenerife	La Gomera	La Palma	El Hierro	
ISLAND OF RESIDENCE	Lanzarote	30.6%	12.6%	10.8%	5.9%	0.8%	1.7%	1.4%	10.1%
	Fuerteventura	11.4%	33.3%	6.5%	2.9%	0.0%	4.6%	7.3%	7.6%
	Gran Canaria	23.7%	29.1%	49.5%	13.2%	5.4%	20.6%	20.9%	29.2%
	Tenerife	30.5%	20.6%	16.5%	58.4%	86.6%	37.4%	45.0%	36.7%
	La Gomera	0.0%	0.1%	3.4%	2.2%	1.3%	10.1%	12.8%	2.8%
	La Palma	3.3%	4.2%	11.1%	17.3%	1.8%	13.2%	9.7%	11.8%
	El Hierro	0.5%	0.0%	2.2%	0.2%	4.1%	12.4%	3.0%	1.7%
	CANARY ISLANDS	100%	100%	100%	100%	100%	100%	100%	100%

Distribution by island of stay

		ISLAND OF STAY							CANARY ISLANDS
		Lanzarote	Fuerteventura	Gran Canaria	Tenerife	La Gomera	La Palma	El Hierro	
ISLAND OF RESIDENCE	Lanzarote	28.0%	10.6%	39.3%	20.8%	0.2%	0.8%	0.3%	100%
	Fuerteventura	13.7%	36.9%	31.1%	13.4%	0.0%	3.0%	1.8%	100%
	Gran Canaria	7.5%	8.5%	62.4%	16.2%	0.5%	3.5%	1.4%	100%
	Tenerife	7.7%	4.8%	16.6%	56.9%	6.8%	5.1%	2.3%	100%
	La Gomera	0.0%	0.4%	44.3%	27.6%	1.3%	17.8%	8.6%	100%
	La Palma	2.6%	3.0%	34.5%	52.3%	0.4%	5.5%	1.6%	100%
	El Hierro	2.7%	0.0%	46.9%	5.0%	6.7%	35.4%	3.3%	100%
	CANARY ISLANDS	9.2%	8.5%	36.8%	35.8%	2.9%	5.0%	1.9%	100%

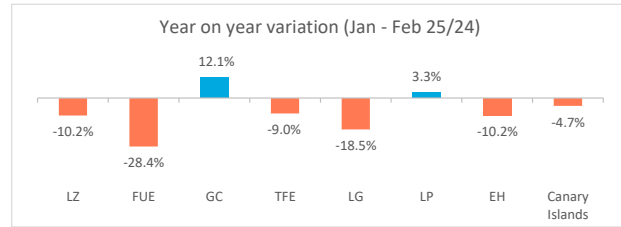
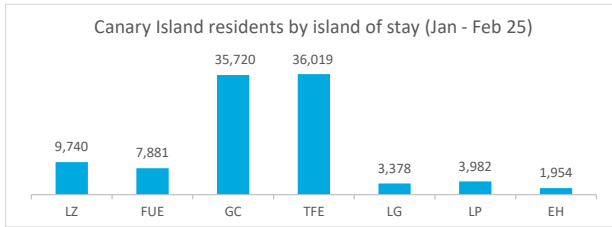
Domestic tourism

January - February 2025



Canary Islands residents staying in tourist accommodation by island of stay

	Lanzarote	Fuerteventura	Gran Canaria	Tenerife	La Gomera	La Palma	El Hierro	Canary Islands
Jan-Feb 2024	10,849	11,005	31,872	39,602	4,143	3,853	2,177	103,501
Jan-Feb 2025	9,740	7,881	35,720	36,019	3,378	3,982	1,954	98,674
% tourist of the island	21.9%	27.7%	48.1%	51.0%	1.5%	16.0%	2.4%	100%
Change, 25-24	-1,109	-3,124	3,848	-3,583	-765	129	-223	-4,827
Change, % 25-24	-10.2%	-28.4%	12.1%	-9.0%	-18.5%	3.3%	-10.2%	-4.7%



Canary Islands residents staying in tourist accommodation by island of residence and island of stay

ISLAND OF RESIDENCE	ISLAND OF STAY								CANARY ISLANDS
	Lanzarote	Fuerteventura	Gran Canaria	Tenerife	La Gomera	La Palma	El Hierro		
Lanzarote	2,135	887	4,601	1,639	24	80	49		9,415
Fuerteventura	1,110	2,186	2,985	2,549	0	190	108		9,128
Gran Canaria	2,649	2,966	17,181	4,084	257	762	309		28,208
Tenerife	3,054	1,330	5,979	18,380	2,868	1,649	976		34,236
La Gomera	0	6	633	827	50	331	261		2,108
La Palma	579	506	3,919	7,135	53	639	204		13,035
El Hierro	213	0	422	1,405	126	331	47		2,544
CANARY ISLANDS	9,740	7,881	35,720	36,019	3,378	3,982	1,954		98,674

Year on year variation: January - February 2025/2024

ISLAND OF RESIDENCE	ISLAND OF STAY								CANARY ISLANDS
	Lanzarote	Fuerteventura	Gran Canaria	Tenerife	La Gomera	La Palma	El Hierro		
Lanzarote	9.4%	-18.4%	-20.8%	40.0%	-	81.8%	16.7%		-6.8%
Fuerteventura	25.6%	-33.5%	85.4%	90.7%	-100.0%	206.5%	120.4%		26.3%
Gran Canaria	-16.8%	-9.4%	-0.3%	-7.5%	-19.2%	-33.3%	-33.5%		-6.0%
Tenerife	-30.9%	31.0%	10.9%	27.4%	-10.6%	54.5%	-35.8%		10.3%
La Gomera	-100.0%	-73.9%	205.8%	-79.0%	-91.7%	31.9%	161.0%		-58.9%
La Palma	44.4%	-68.3%	142.2%	-35.8%	562.5%	-44.9%	20300.0%		-18.0%
El Hierro	7000.0%	-100.0%	3146.2%	-56.1%	4100.0%	160.6%	-		-37.5%
CANARY ISLANDS	-10.2%	-28.4%	12.1%	-9.0%	-18.5%	3.3%	-10.2%		-4.7%

Canary Islands residents travelling to other islands (residents of each island are excluded)

	Lanzarote	Fuerteventura	Gran Canaria	Tenerife	La Gomera	La Palma	El Hierro	Canary Islands
Outbound tourism	7,280	6,942	11,027	15,856	2,058	12,396	2,497	58,056
Year on year variation (%)	-10.7%	76.0%	-13.8%	-4.6%	-54.5%	-15.9%	-38.7%	-10.5%
Inbound tourism	7,605	5,695	18,539	17,639	3,328	3,343	1,907	58,056
Year on year variation (%)	-14.5%	-26.2%	26.6%	-29.9%	-6.0%	24.1%	-12.4%	-10.5%
Net balance	325	-1,247	7,512	1,783	1,270	-9,053	-590	0

Distribution by island of residence

ISLAND OF RESIDENCE	ISLAND OF STAY								CANARY ISLANDS
	Lanzarote	Fuerteventura	Gran Canaria	Tenerife	La Gomera	La Palma	El Hierro		
Lanzarote	21.9%	11.3%	12.9%	4.6%	0.7%	2.0%	2.5%		9.5%
Fuerteventura	11.4%	27.7%	8.4%	7.1%	0.0%	4.8%	5.5%		9.3%
Gran Canaria	27.2%	37.6%	48.1%	11.3%	7.6%	19.1%	15.8%		28.6%
Tenerife	31.4%	16.9%	16.7%	51.0%	84.9%	41.4%	49.9%		34.7%
La Gomera	0.0%	0.1%	1.8%	2.3%	1.5%	8.3%	13.4%		2.1%
La Palma	5.9%	6.4%	11.0%	19.8%	1.6%	16.0%	10.4%		13.2%
El Hierro	2.2%	0.0%	1.2%	3.9%	3.7%	8.3%	2.4%		2.6%
CANARY ISLANDS	100%	100%	100%	100%	100%	100%	100%		100%

Distribution by island of stay

ISLAND OF RESIDENCE	ISLAND OF STAY								CANARY ISLANDS
	Lanzarote	Fuerteventura	Gran Canaria	Tenerife	La Gomera	La Palma	El Hierro		
Lanzarote	22.7%	9.4%	48.9%	17.4%	0.3%	0.8%	0.5%		100%
Fuerteventura	12.2%	23.9%	32.7%	27.9%	0.0%	2.1%	1.2%		100%
Gran Canaria	9.4%	10.5%	60.9%	14.5%	0.9%	2.7%	1.1%		100%
Tenerife	8.9%	3.9%	17.5%	53.7%	8.4%	4.8%	2.9%		100%
La Gomera	0.0%	0.3%	30.0%	39.2%	2.4%	15.7%	12.4%		100%
La Palma	4.4%	3.9%	30.1%	54.7%	0.4%	4.9%	1.6%		100%
El Hierro	8.4%	0.0%	16.6%	55.2%	5.0%	13.0%	1.8%		100%
CANARY ISLANDS	9.9%	8.0%	36.2%	36.5%	3.4%	4.0%	2.0%		100%