


TOURIST PROFILE BY ISLAND OF STAY (2024)

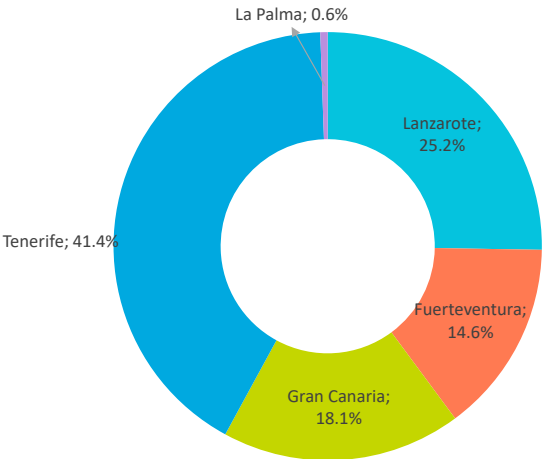
FRANCE



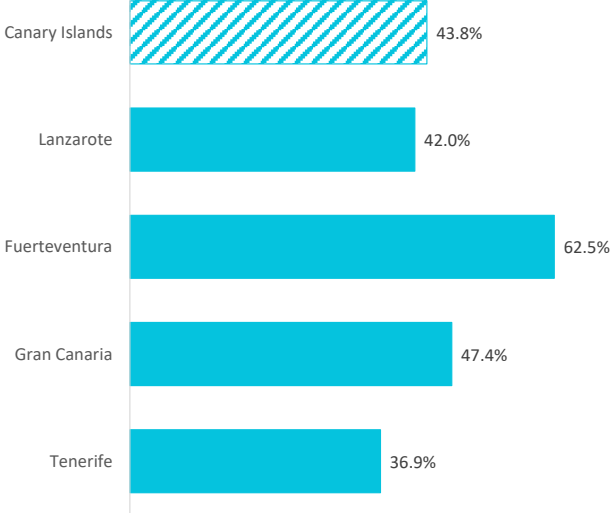
INBOUND TOURISM AND TOURIST EXPENDITURE

	Canary Islands	Lanzarote	Fuerteventura	Gran Canaria	Tenerife	La Palma
Tourist arrivals ≥ 16 years old (EGT)	805,365	203,132	117,342	145,376	333,721	4,478
% Tourists	100%	25.2%	14.6%	18.1%	41.4%	0.6%
% tourists who book holiday package	43.8%	42.0%	62.5%	47.4%	36.9%	--
Expenditure per tourist (€)	1,349	1,283	1,389	1,375	1,367	--
- book holiday package	1,575	1,466	1,487	1,530	1,731	--
- holiday package	1,359	1,297	1,311	1,312	1,459	--
- others	669	587	635	690	735	--
- do not book holiday package	1,173	1,150	1,226	1,234	1,154	--
- flight	306	273	342	301	318	--
- accommodation	415	460	425	461	372	--
- others	669	587	635	690	735	--
Average lenght of stay	8.98	7.95	10.20	9.78	8.81	--
Average daily expenditure (€)	170.9	169.3	164.1	168.3	175.9	--
Average daily expenditure without flight (€)	120.6	122.7	109.5	121.1	123.5	--
Average cost of the flight (€)	391.3	344.4	453.0	373.7	405.6	--
Total turnover (≥ 16 years old) (€m)	1,086	261	163	200	456	--
% Turnover	100%	24.0%	15.0%	18.4%	42.0%	--
Turnover without flight (≥ 16 years old) (€m)	771	191	110	146	321	--
Tourist arrivals (FRONTUR)	915,846	231,320	132,596	161,732	383,834	4,889
Passenger arrivals on non-stop flights (AENA)	626,705	183,821	88,505	93,534	260,334	511
Children < 16 years old (FRONTUR - EGT)	110,481	28,188	15,254	16,356	50,113	411

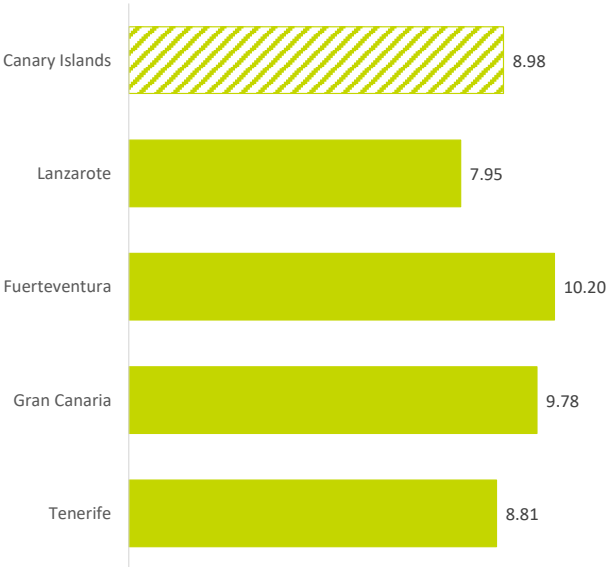
% TOURISTS (≥ 16 years old)



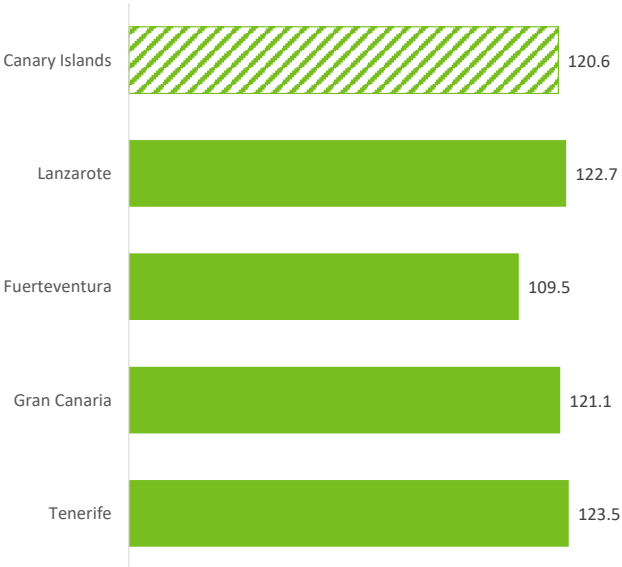
TOURISTS WHO BOOK HOLIDAY PACKAGE (%)



AVERAGE LENGHT OF STAY



EXPENDITURE PER TOURIST WITHOUT FLIGHT (€)



TOURIST PROFILE BY ISLAND OF STAY (2024)

FRANCE




% Tourists whose spending has been greater than €0 in each item

	Canary Islands	Lanzarote	Fuerteventura	Gran Canaria	Tenerife	La Palma
Accommodation:						
- Accommodation	88.8%	94.4%	91.2%	86.7%	85.8%	--
- Additional accommodation expenses	8.8%	7.4%	8.6%	8.1%	10.1%	--
Transport:						
- National/International Transport	96.3%	96.8%	97.5%	95.5%	95.9%	--
- Flights between islands	8.9%	9.9%	11.6%	5.7%	8.3%	--
- Taxi	37.0%	31.5%	35.5%	48.5%	36.0%	--
- Car rental	50.9%	56.1%	40.1%	35.0%	58.4%	--
- Public transport	9.2%	4.3%	6.8%	14.6%	10.5%	--
Food and drink:						
- Food purchases at supermarkets	51.9%	48.0%	45.6%	55.6%	54.4%	--
- Restaurants	59.7%	59.3%	42.7%	54.4%	67.8%	--
Leisure:						
- Organized excursions	39.5%	37.4%	33.1%	30.3%	47.3%	--
- Sport activities	6.6%	7.6%	6.4%	5.6%	6.7%	--
- Cultural activities	3.1%	4.8%	0.7%	3.2%	2.9%	--
- Museums	11.4%	29.2%	3.7%	7.3%	5.1%	--
- Theme Parks	9.6%	4.4%	3.5%	3.4%	17.9%	--
- Discos and pubs	5.7%	3.7%	1.7%	7.1%	7.7%	--
- Wellness	4.9%	1.8%	6.0%	4.0%	6.7%	--
Purchases of goods:						
- Souvenirs	44.4%	44.9%	39.9%	50.2%	43.2%	--
- Real estate	0.0%	0.0%	0.0%	0.1%	0.0%	--
- Other purchases	0.4%	0.7%	0.3%	0.8%	0.2%	--
Others:						
- Medical expenses	5.6%	3.7%	5.7%	5.7%	6.8%	--
- Other expenses	4.4%	3.8%	8.6%	4.3%	3.3%	--

Average expenditure of tourists whose spending has been greater than €0 in each item

	Canary Islands	Lanzarote	Fuerteventura	Gran Canaria	Tenerife	La Palma
Expenditure per tourist and trip (€)						
Accommodation:	812	816	821	896	775	--
- Accommodation	639	624	668	696	616	--
- Additional accommodation expenses	173	192	152	201	159	--
Transport:	737	643	847	750	754	--
- National/International Transport	406	356	465	391	423	--
- Flights between islands	77	53	73	80	93	--
- Taxi	98	96	114	92	97	--
- Car rental	119	107	120	132	122	--
- Public transport	36	31	76	54	18	--
Food and drink:	278	248	242	295	294	--
- Food purchases at supermarkets	105	87	123	119	104	--
- Restaurants	173	162	119	176	190	--
Leisure:	547	508	536	526	531	--
- Organized excursions	104	93	135	115	99	--
- Sport activities	113	88	119	87	137	--
- Cultural activities	59	74	69	53	46	--
- Museums	45	55	51	32	20	--
- Theme Parks	75	44	62	58	82	--
- Discos and pubs	80	82	60	125	62	--
- Wellness	71	72	40	55	84	--
Purchases of goods:	558	96	244	712	232	--
- Souvenirs	77	69	94	104	62	--
- Real estate	333	0	0	333	0	--
- Other purchases	148	26	150	275	170	--
Others:	85	57	96	96	98	--
- Medical expenses	29	17	45	46	22	--
- Other expenses	57	41	51	50	76	--



TOURIST PROFILE

Who are they?

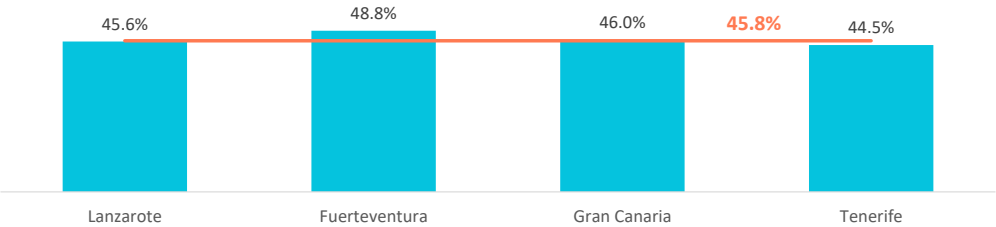
	Canary Islands	Lanzarote	Fuerteventura	Gran Canaria	Tenerife	La Palma
Gender						
Percentage of men	47.0%	49.3%	45.3%	55.8%	42.1%	--
Percentage of women	53.0%	50.7%	54.7%	44.2%	57.9%	--
Age						
Average age (tourists above 16 years old)	45.24	45.78	48.36	45.55	43.69	--
Standard deviation	16.8	16.6	17.1	17.1	16.6	--
Age range						
16-24 years old	13.2%	12.7%	10.8%	13.0%	14.7%	--
25-30 years old	12.4%	12.3%	8.1%	11.7%	14.3%	--
31-45 years old	26.2%	25.6%	25.1%	26.5%	26.7%	--
46-60 years old	26.2%	27.0%	28.6%	26.9%	24.6%	--
Over 60 years old	21.9%	22.4%	27.5%	21.9%	19.7%	--
Occupation						
Salaried worker	58.2%	60.7%	60.1%	53.2%	58.2%	--
Self-employed	8.4%	7.5%	6.0%	11.3%	8.7%	--
Unemployed	1.1%	1.2%	0.8%	0.7%	1.2%	--
Business owner	9.1%	6.5%	4.8%	12.7%	10.5%	--
Student	5.0%	5.8%	4.3%	5.7%	4.5%	--
Retired	17.3%	17.6%	21.8%	15.3%	16.5%	--
Unpaid domestic work	0.0%	0.1%	0.0%	0.0%	0.0%	--
Others	0.9%	0.6%	2.2%	1.1%	0.4%	--
Annual household income level						
Less than €25,000	15.2%	17.2%	14.5%	13.8%	15.0%	--
€25,000 - €49,999	40.8%	40.1%	44.1%	41.4%	40.0%	--
€50,000 - €74,999	23.5%	20.8%	25.4%	23.2%	24.6%	--
More than €74,999	20.5%	21.9%	16.0%	21.7%	20.4%	--
Education level						
No studies	0.7%	1.1%	0.4%	0.7%	0.7%	--
Primary education	1.7%	2.0%	0.8%	2.6%	1.4%	--
Secondary education	23.3%	20.6%	31.4%	21.4%	23.1%	--
Higher education	74.3%	76.3%	67.4%	75.3%	74.8%	--

Who do they come with?

	Canary Islands	Lanzarote	Fuerteventura	Gran Canaria	Tenerife	La Palma
Unaccompanied	8.8%	3.5%	11.1%	13.7%	8.9%	--
Only with partner	45.8%	45.6%	48.8%	46.0%	44.5%	--
Only with children (< 13 years old)	5.4%	5.6%	4.8%	6.1%	5.2%	--
Partner + children (< 13 years old)	5.0%	3.8%	7.2%	2.6%	5.9%	--
Other relatives	10.7%	13.3%	9.3%	9.3%	10.3%	--
Friends	7.4%	9.8%	4.8%	6.7%	7.1%	--
Work colleagues	0.6%	0.0%	1.1%	0.0%	0.9%	--
Organized trip	0.7%	0.0%	1.4%	2.2%	0.3%	--
Other combinations ⁽²⁾	15.8%	18.4%	11.5%	13.4%	17.0%	--
⁽²⁾ Different situations have been isolated						
Tourists with children	0.8%	1.1%	0.8%	0.4%	0.8%	--
- Between 0 and 2 years old	0.1%	0.1%	0.1%	0.1%	0.1%	--
- Between 3 and 12 years old	0.6%	0.9%	0.7%	0.3%	0.7%	--
- Between 0 -2 and 3-12 years old	0.1%	0.1%	0.0%	0.1%	0.1%	--
Tourists without children	99.2%	98.9%	99.2%	99.6%	99.2%	--
Group composition:						
- 1 person	10.8%	5.8%	14.8%	15.6%	10.3%	--
- 2 people	55.6%	55.8%	55.1%	56.5%	55.1%	--
- 3 people	11.8%	14.5%	13.8%	10.5%	10.1%	--
- 4 or 5 people	18.0%	18.9%	14.2%	14.2%	20.6%	--
- 6 or more people	3.8%	5.0%	2.2%	3.3%	3.9%	--
Average group size:	2.65	2.84	2.46	2.43	2.70	--

*People who share the main expenses of the trip

% TOURISTS WHO TRAVEL ONLY WITH PARTNER



TOURIST PROFILE BY ISLAND OF STAY (2024)

FRANCE

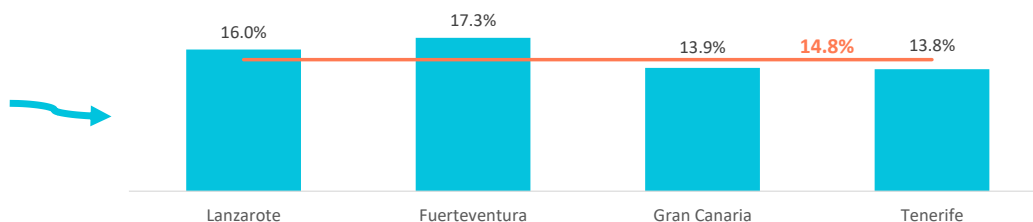


TRIP BOOKING

How far in advance do they book their trip?

	Canary Islands	Lanzarote	Fuerteventura	Gran Canaria	Tenerife	La Palma
The same day	1.0%	0.6%	0.8%	1.7%	0.9%	--
Between 1 and 30 days	21.6%	18.1%	20.1%	23.9%	23.2%	--
Between 1 and 2 months	23.4%	24.5%	21.5%	24.9%	22.6%	--
Between 3 and 6 months	39.2%	40.8%	40.3%	35.5%	39.6%	--
More than 6 months	14.8%	16.0%	17.3%	13.9%	13.8%	--

% TOURISTS WHO
BOOK THEIR TRIP
WITH MORE THAN 6
MONTHS



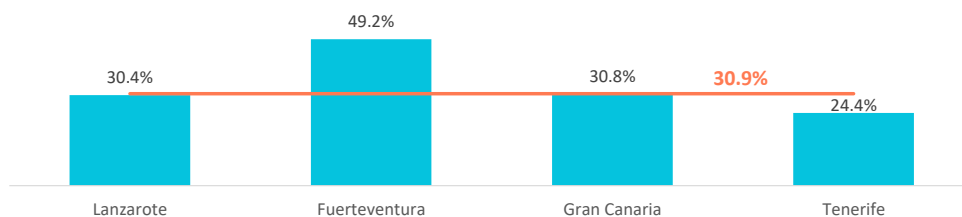
With whom did they book their flight and accommodation?

	Canary Islands	Lanzarote	Fuerteventura	Gran Canaria	Tenerife	La Palma
Flight						
- Directly with the airline	52.8%	56.8%	35.1%	47.4%	58.6%	--
- Tour Operator or Travel Agency	47.2%	43.2%	64.9%	52.6%	41.4%	--
Accommodation						
- Directly with the accommodation	40.8%	44.9%	22.7%	34.3%	47.5%	--
- Tour Operator or Travel Agency	59.2%	55.1%	77.3%	65.7%	52.5%	--

What do they book?

	Canary Islands	Lanzarote	Fuerteventura	Gran Canaria	Tenerife	La Palma
Room only	38.3%	39.9%	22.4%	38.2%	43.3%	--
Bed and Breakfast	7.5%	7.6%	4.6%	9.0%	7.9%	--
Half board	14.1%	13.1%	7.3%	12.5%	18.0%	--
Full board	9.1%	8.9%	16.5%	9.5%	6.4%	--
All inclusive	30.9%	30.4%	49.2%	30.8%	24.4%	--

% TOURISTS WHO
BOOK ALL
INCLUSIVE



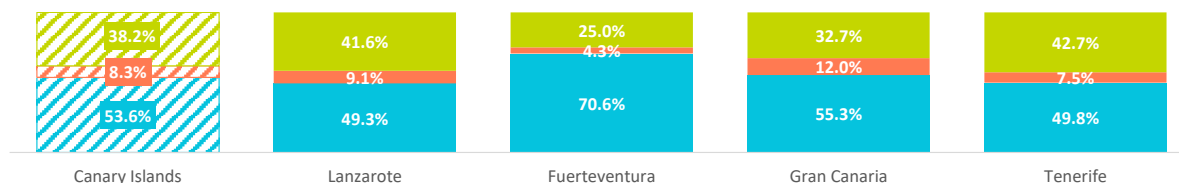
ACCOMMODATION

	Canary Islands	Lanzarote	Fuerteventura	Gran Canaria	Tenerife	La Palma
1-2-3* Hotel	7.6%	9.1%	10.4%	8.0%	5.6%	--
4* Hotel	39.3%	33.4%	57.7%	37.6%	37.3%	--
5* Hotel / 5* Luxury Hotel	6.7%	6.9%	2.5%	9.7%	6.9%	--
Aparthotel / Tourist Villa	8.3%	9.1%	4.3%	12.0%	7.5%	--
House/room rented in a private dwelling	0.0%	0.0%	0.0%	0.0%	0.0%	--
Private accommodation ⁽¹⁾	6.2%	3.5%	4.4%	8.8%	7.2%	--
Others (Cottage, cruise, camping,...)	6.4%	6.5%	4.5%	2.8%	8.4%	--

(1) Own property /House of friends or relatives / Free housing exchange / Other private accommodation.

TYPE OF ACCOMMODATION

Hotels Aparthotel / Tourist Villa Others



TOURIST PROFILE BY ISLAND OF STAY (2024)

FRANCE

TRIP MOTIVATION AND DESTINATION CHOICE

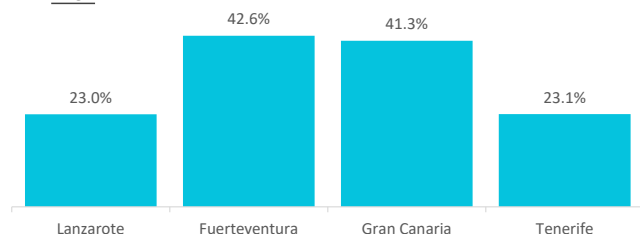
What is the main reason for visiting the Canary Islands?

	Canary Islands	Lanzarote	Fuerteventura	Gran Canaria	Tenerife	La Palma
Holidays	93.5%	97.4%	93.7%	92.6%	91.6%	--
Family reasons	4.4%	2.1%	4.8%	5.7%	5.0%	--
Business	0.6%	0.0%	1.1%	0.0%	1.1%	--
Education and training	0.2%	0.0%	0.0%	0.4%	0.4%	--
Sports training	0.5%	0.5%	0.4%	0.6%	0.6%	--
Health	0.4%	0.0%	0.0%	0.2%	0.8%	--
Conventions and Exhibitions	0.0%	0.0%	0.0%	0.0%	0.0%	--
Others	0.3%	0.0%	0.0%	0.4%	0.5%	--

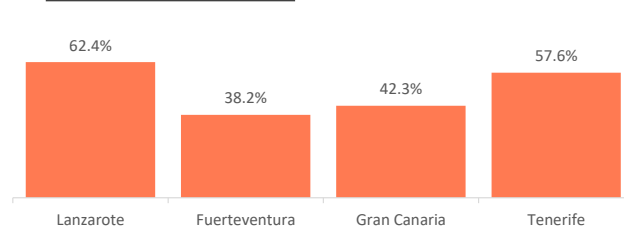
What is the main motivation for their holidays?

	Canary Islands	Lanzarote	Fuerteventura	Gran Canaria	Tenerife	La Palma
Rest	29.2%	23.0%	42.6%	41.3%	23.1%	--
Enjoy family time	8.6%	6.8%	8.3%	5.5%	11.2%	--
Have fun	5.6%	5.7%	5.2%	9.0%	4.3%	--
Explore the destination	53.2%	62.4%	38.2%	42.3%	57.6%	--
Practice their hobbies	2.1%	1.2%	4.7%	1.2%	2.1%	--
Other reasons	1.3%	0.9%	1.0%	0.7%	1.9%	--

REST



EXPLORE THE DESTINATION



Importance of each factor in the destination choice

	Canary Islands	Lanzarote	Fuerteventura	Gran Canaria	Tenerife	La Palma
Climate	75.8%	70.7%	78.4%	78.7%	76.8%	--
Safety	61.8%	67.1%	55.0%	52.1%	64.9%	--
Tranquility	53.8%	54.7%	51.6%	54.3%	54.1%	--
Sea	50.7%	47.4%	49.8%	52.8%	52.4%	--
Accommodation supply	50.7%	51.3%	62.2%	50.0%	46.7%	--
Beaches	44.8%	43.1%	43.3%	47.4%	45.6%	--
Effortless trip	44.6%	50.1%	40.9%	41.9%	43.6%	--
Price	41.2%	39.0%	45.1%	46.8%	39.2%	--
European belonging	41.2%	40.6%	53.6%	44.2%	36.4%	--
Landscapes	38.3%	36.2%	38.9%	43.1%	37.5%	--
Environment	36.9%	45.4%	35.4%	34.6%	33.3%	--
Gastronomy	27.7%	26.2%	28.3%	26.4%	28.9%	--
Fun possibilities	23.4%	21.6%	24.2%	28.1%	22.5%	--
Authenticity	23.3%	26.0%	27.9%	23.7%	20.1%	--
Exoticism	19.7%	19.2%	19.4%	15.5%	21.8%	--
Hiking trail network	18.1%	14.4%	14.0%	24.6%	19.0%	--
Shopping	17.9%	19.0%	17.3%	19.1%	17.2%	--
Culture	15.1%	18.8%	13.4%	15.4%	13.4%	--
Historical heritage	12.3%	9.8%	12.8%	15.3%	12.4%	--
Nightlife	7.6%	5.5%	4.2%	13.7%	7.5%	--

Each aspect is rated individually ("Not important", "Somewhat important", "Quite important", "Very important"). % of tourists who indicate that the factor is "very important" in their choice.

What channels did they use to get information about the trip?

	Canary Islands	Lanzarote	Fuerteventura	Gran Canaria	Tenerife	La Palma
Previous visits to the Canary Islands	30.0%	25.3%	34.2%	37.1%	28.0%	--
Friends or relatives	28.4%	31.8%	20.7%	24.7%	30.8%	--
Internet or social media	53.7%	59.0%	44.3%	51.2%	55.1%	--
Mass Media	2.7%	1.8%	0.9%	2.5%	3.9%	--
Travel guides and magazines	13.1%	19.1%	6.3%	10.9%	12.6%	--
Travel Blogs or Forums	10.2%	13.9%	5.4%	7.6%	10.8%	--
Travel TV Channels	0.4%	0.3%	0.0%	0.6%	0.5%	--
Tour Operator or Travel Agency	22.5%	19.1%	33.2%	24.2%	20.1%	--
Public administrations or similar	0.6%	0.6%	0.5%	0.3%	0.8%	--
Others	3.7%	2.7%	2.9%	3.0%	5.0%	--

* Multi-choice question

TOURIST PROFILE BY ISLAND OF STAY (2024)

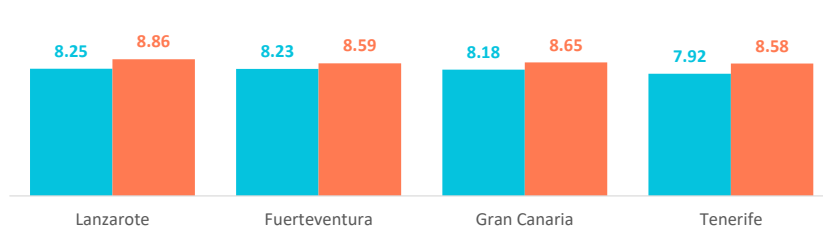
FRANCE

SATISFACTION AND LOYALTY INDICATORS

Satisfaction

Satisfaction (scale 0-10)	Canary Islands	Lanzarote	Fuerteventura	Gran Canaria	Tenerife	La Palma
Average rating	8.55	8.76	8.44	8.57	8.45	--
Experience in the Canary Islands	Canary Islands	Lanzarote	Fuerteventura	Gran Canaria	Tenerife	La Palma
Worse or much worse than expected	5.7%	2.4%	5.6%	6.8%	7.3%	--
Lived up to expectations	62.7%	59.5%	69.6%	67.4%	60.3%	--
Better or much better than expected	31.6%	38.1%	24.8%	25.9%	32.4%	--
Future intentions (scale 1-10)	Canary Islands	Lanzarote	Fuerteventura	Gran Canaria	Tenerife	La Palma
Return to the Canary Islands	8.10	8.25	8.23	8.18	7.92	--
Recommend visiting the Canary Islands	8.67	8.86	8.59	8.65	8.58	--

 RETURN TO THE
CANARY
ISLANDS

 Canary Islands
8.1

 RECOMMEND
VISITING THE
CANARY ISLANDS

 Canary Islands
8.67

How many are loyal to the Canary Islands?

REPEAT TOURISTS WHO VISIT CANARY ISLANDS BY ISLAND OF STAY IN THIS TRIP

	Canary Islands	Lanzarote	Fuerteventura	Gran Canaria	Tenerife	La Palma
First visit	53.6%	59.0%	47.3%	44.1%	57.0%	--
Repeat tourists	46.4%	41.0%	52.7%	55.9%	43.0%	--
At least 10 previous visits	7.8%	4.5%	7.3%	10.8%	8.5%	--
Repeat tourists (last 5 years)	42.6%	37.2%	48.8%	50.9%	39.7%	--
Repeat tourists (last 5 years) (5 or more visits)	8.6%	6.0%	7.5%	12.2%	9.0%	--

REPEAT TOURIST OF EACH ISLAND BY ISLAND OF STAY IN THIS TRIP

	Canary Islands	Lanzarote	Fuerteventura	Gran Canaria	Tenerife	La Palma
Lanzarote	27.2%	34.3%	4.3%	3.5%	8.8%	--
Fuerteventura	22.3%	5.6%	46.3%	5.6%	10.8%	--
Gran Canaria	22.3%	6.0%	3.4%	46.8%	12.3%	--
Tenerife	33.3%	4.7%	2.9%	4.3%	38.4%	--
La Palma	6.8%	23.9%	9.7%	11.1%	12.3%	--
CANARY ISLANDS	46.4%	41.0%	52.7%	55.9%	43.0%	--

How to interpret the table

- Column Canary Islands = refers to the % of repeat french tourists on each island regardless of island of stay in this trip (2024).
- Column each island = refers to the % of repeat french tourists on each island by island of stay in 2024. For example: 34.3% refers to % repeat french tourists who repeat Lanzarote in 2024 and stay in Lanzarote in this trip. 5.6% french tourists who stay in Lanzarote in 2024 and has previously been to Fuerteventura.
- Row CANARY ISLANDS = refers to the % repeat french tourists by island of stay. For example: 43.0% refers to % french tourists who visit Tenerife in 2024 and has previously been to Canary Islands.

ISLANDS

How many islands do they visit during their trip?

	Canary Islands	Lanzarote	Fuerteventura	Gran Canaria	Tenerife	La Palma
One island	86.8%	87.5%	84.0%	88.8%	86.8%	--
Two islands	11.1%	9.0%	15.2%	9.5%	11.3%	--
Three or more islands	2.2%	3.5%	0.8%	1.7%	1.9%	--

Visited islands during their trip (with overnight staying)

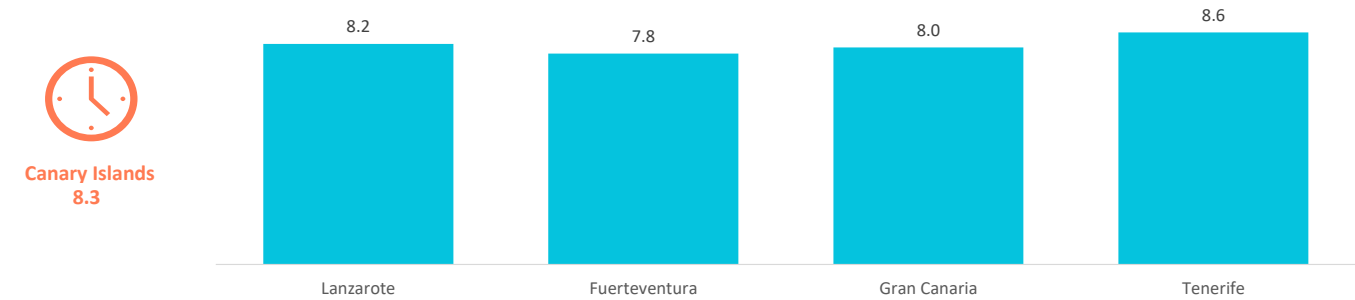
	Canary Islands	Lanzarote	Fuerteventura	Gran Canaria	Tenerife	La Palma
Lanzarote	26.8%	100%	2.8%	2.3%	1.7%	--
Fuerteventura	15.9%	2.4%	100%	1.3%	1.2%	--
Gran Canaria	19.3%	1.5%	1.5%	100%	1.4%	--
Tenerife	43.2%	3.7%	1.8%	2.6%	100%	--
La Gomera	0.4%	0.3%	0.0%	0.3%	0.6%	--
La Palma	1.5%	1.1%	0.5%	1.9%	0.5%	--
El Hierro	0.2%	0.0%	0.0%	0.0%	0.2%	--
Cruise	0.1%	0.0%	0.0%	0.0%	0.2%	--



ACTIVITIES IN THE CANARY ISLANDS

Outdoor time per day


	Canary Islands	Lanzarote	Fuerteventura	Gran Canaria	Tenerife	La Palma
0 hours	0.5%	1.0%	1.1%	0.4%	0.1%	--
1 - 2 hours	3.2%	3.3%	6.3%	3.6%	1.9%	--
3 - 6 hours	26.6%	22.2%	31.3%	29.0%	26.5%	--
7 - 12 hours	61.8%	67.6%	54.6%	59.7%	61.8%	--
More than 12 hours	7.8%	6.0%	6.7%	7.3%	9.6%	--
Outdoor time per day	8.3	8.2	7.8	8.0	8.6	--




Activities in the Canary Islands

	Canary Islands	Lanzarote	Fuerteventura	Gran Canaria	Tenerife	La Palma
Walk, wander	76.6%	75.9%	70.3%	75.1%	80.1%	--
Beach	75.4%	76.6%	79.0%	73.6%	74.4%	--
Swimming pool, hotel facilities	65.1%	75.1%	53.4%	57.6%	66.6%	--
Explore the island on their own	57.4%	52.2%	60.8%	56.2%	60.4%	--
Taste Canarian gastronomy	35.1%	40.8%	29.1%	25.5%	37.5%	--
Hiking	26.3%	26.9%	28.4%	25.7%	25.5%	--
Organized excursions	22.9%	50.4%	8.4%	20.4%	12.3%	--
Nightlife / concerts / shows	19.8%	13.2%	9.5%	15.4%	29.6%	--
Theme parks	15.2%	31.6%	8.8%	10.7%	9.6%	--
Sea excursions / whale watching	15.1%	14.2%	13.5%	16.7%	15.4%	--
Wineries / markets / popular festivals	14.4%	5.1%	7.6%	12.8%	23.2%	--
Museums / exhibitions	11.6%	16.9%	10.6%	7.5%	10.4%	--
Other Nature Activities	11.0%	8.7%	8.1%	14.2%	12.2%	--
Swim	7.6%	8.8%	5.9%	6.0%	8.1%	--
Beauty and health treatments	6.5%	3.4%	5.4%	7.9%	8.4%	--
Running	4.4%	5.6%	2.5%	3.0%	4.8%	--
Practice other sports	4.0%	1.9%	3.6%	6.0%	4.5%	--
Astronomical observation	4.0%	5.9%	6.0%	2.7%	2.7%	--
Cycling / Mountain bike	3.5%	3.0%	5.7%	2.8%	3.3%	--
Surf	3.2%	5.5%	2.7%	1.9%	2.6%	--
Scuba Diving	2.4%	0.8%	1.7%	2.0%	3.6%	--
Golf	1.4%	1.1%	5.4%	0.7%	0.5%	--
Windsurf / Kitesurf	1.4%	0.9%	0.3%	2.8%	1.4%	--

WALK, WANDER



BEACH



TOURIST PROFILE BY ISLAND OF STAY (2024)

FRANCE

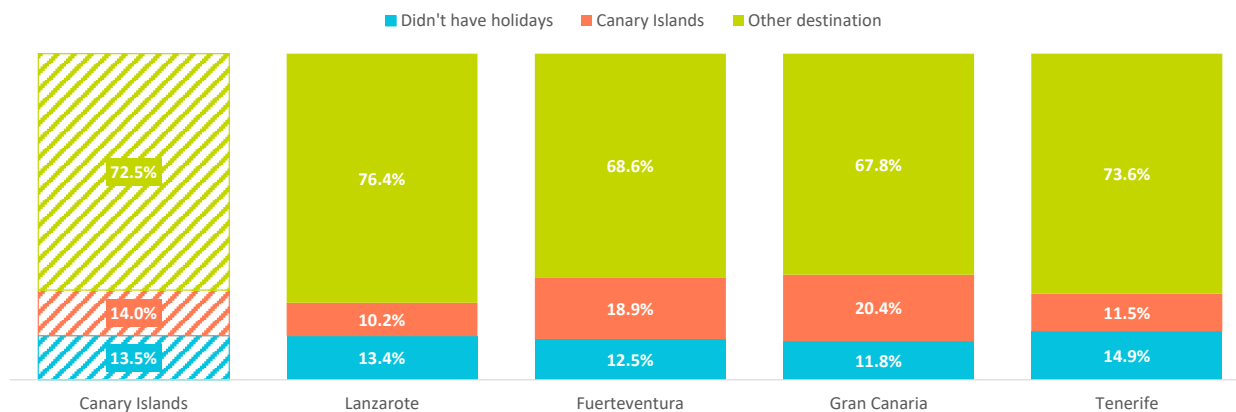


COMPETITORS

Where did they spend their main holiday last year? *

	Canary Islands	Lanzarote	Fuerteventura	Gran Canaria	Tenerife	La Palma
Didn't have holidays	13.5%	13.4%	12.5%	11.8%	14.9%	--
Canary Islands	14.0%	10.2%	18.9%	20.4%	11.5%	--
Other destination	72.5%	76.4%	68.6%	67.8%	73.6%	--
- Balearic Islands	4.1%	4.9%	3.6%	3.9%	3.9%	--
- Rest of Spain	7.9%	7.5%	4.0%	10.8%	8.2%	--
- Italy	7.1%	6.9%	7.3%	5.8%	7.8%	--
- France	22.5%	25.7%	21.8%	17.0%	23.2%	--
- Turkey	1.0%	0.0%	1.4%	2.4%	0.8%	--
- Greece	5.7%	5.7%	6.7%	6.0%	5.3%	--
- Portugal	4.5%	5.4%	5.0%	4.1%	4.0%	--
- Croatia	1.8%	1.6%	2.2%	0.6%	2.3%	--
- Egypt	1.1%	1.9%	1.6%	0.9%	0.6%	--
- Tunisia	1.4%	1.2%	2.6%	1.6%	1.1%	--
- Morocco	2.7%	2.4%	2.6%	3.0%	2.7%	--
- Others	12.6%	13.2%	9.9%	11.4%	13.8%	--

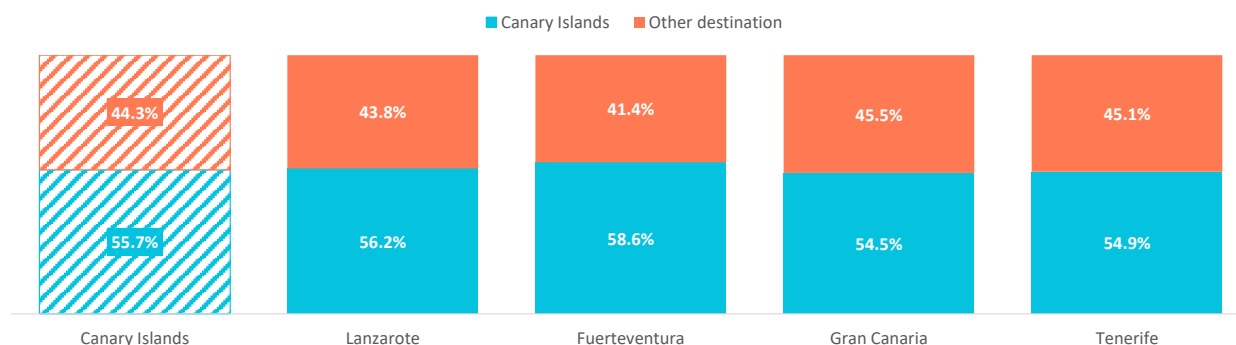
* Percentage of valid answers



What other destinations did they consider for this trip? *

	Canary Islands	Lanzarote	Fuerteventura	Gran Canaria	Tenerife	La Palma
None (I was clear about "this Canary Island")	29.6%	34.1%	30.1%	25.5%	28.5%	--
Canary Islands (other island)	26.1%	22.1%	28.5%	29.0%	26.4%	--
Other destination	44.3%	43.8%	41.4%	45.5%	45.1%	--
- Balearic Islands	7.2%	6.4%	9.3%	6.7%	7.1%	--
- Rest of Spain	5.1%	4.8%	4.7%	6.8%	4.6%	--
- Italy	5.0%	6.2%	2.8%	4.3%	5.3%	--
- France	3.2%	2.0%	4.1%	4.2%	3.2%	--
- Turkey	1.7%	0.9%	1.1%	2.9%	1.9%	--
- Greece	8.1%	8.2%	6.3%	8.4%	8.4%	--
- Portugal	5.3%	6.4%	5.2%	4.1%	5.1%	--
- Croatia	3.5%	3.6%	2.3%	3.0%	4.2%	--
- Egypt	2.1%	2.3%	1.4%	2.7%	2.0%	--
- Others	3.2%	3.0%	4.1%	2.3%	3.3%	--

* Percentage of valid answers



TOURIST PROFILE BY ISLAND OF STAY (2024)

FRANCE



FLIGHT ORIGIN

Where does the flight come from?

	Canary Islands	Lanzarote	Fuerteventura	Gran Canaria	Tenerife	La Palma
France	68.7%	68.2%	71.0%	62.5%	71.7%	--
Spanish Mainland	15.6%	15.9%	11.5%	25.0%	12.0%	--
Switzerland	3.6%	4.7%	4.5%	1.6%	3.5%	--
Belgium	3.3%	4.0%	2.4%	2.3%	3.7%	--
Germany	1.3%	0.7%	3.2%	2.2%	0.6%	--
Others	7.4%	6.5%	7.4%	6.4%	8.5%	--

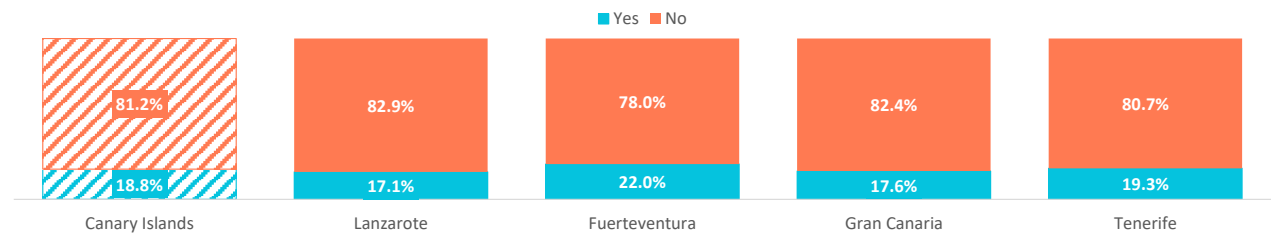
TOURIST TAX (Data available from Q2 2024)

Have they visited any holiday destination in the last five years where they were charged a tourist tax?

	Canary Islands	Lanzarote	Fuerteventura	Gran Canaria	Tenerife	La Palma
Yes	42.0%	42.4%	43.6%	45.9%	39.4%	--
No	29.2%	27.4%	30.2%	24.1%	32.2%	--
Not remember	28.8%	30.2%	26.2%	30.0%	28.3%	--

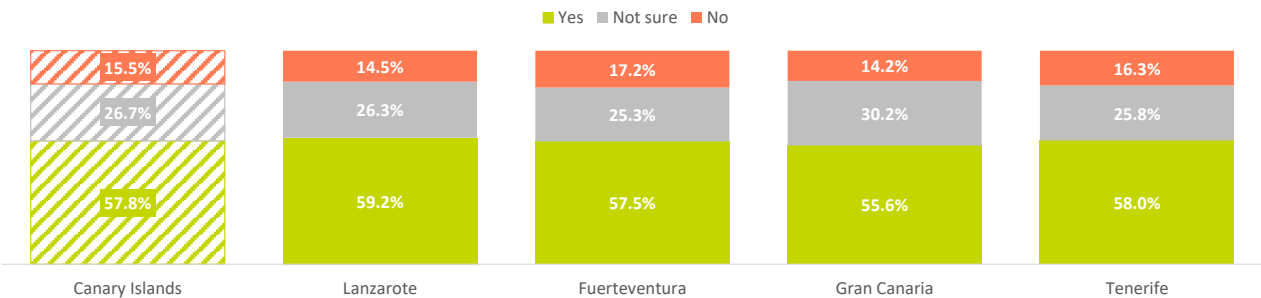
When choosing a travel destination, do they usually exclude those that charge a tourist tax?

	Canary Islands	Lanzarote	Fuerteventura	Gran Canaria	Tenerife	La Palma
Yes	18.8%	17.1%	22.0%	17.6%	19.3%	--
No	81.2%	82.9%	78.0%	82.4%	80.7%	--



Would they be willing to pay a tourist tax for each day of accommodation in the Canary Islands?

	Canary Islands	Lanzarote	Fuerteventura	Gran Canaria	Tenerife	La Palma
Yes	57.8%	59.2%	57.5%	55.6%	58.0%	--
- For any purpose	9.0%	9.2%	6.0%	11.3%	9.0%	--
- Improve living conditions	12.1%	12.1%	15.0%	12.5%	10.9%	--
- Improve economic development	2.1%	2.1%	2.0%	3.8%	1.4%	--
- Improve the environment	24.6%	26.8%	24.6%	17.8%	25.9%	--
- Improve the tourist environment	4.3%	3.0%	4.9%	5.4%	4.5%	--
- Other purposes	5.7%	6.0%	5.0%	4.9%	6.2%	--
Not sure	26.7%	26.3%	25.3%	30.2%	25.8%	--
No	15.5%	14.5%	17.2%	14.2%	16.3%	--



How much would they be willing to pay?

	Canary Islands	Lanzarote	Fuerteventura	Gran Canaria	Tenerife	La Palma
Up to 1 euro	49.3%	48.2%	50.7%	46.5%	50.6%	--
Up to 2 euros	28.8%	31.5%	33.0%	29.5%	25.8%	--
Up to 3 euros	14.2%	11.4%	11.1%	15.9%	15.9%	--
More than 3 euros	7.7%	8.9%	5.2%	8.0%	7.8%	--

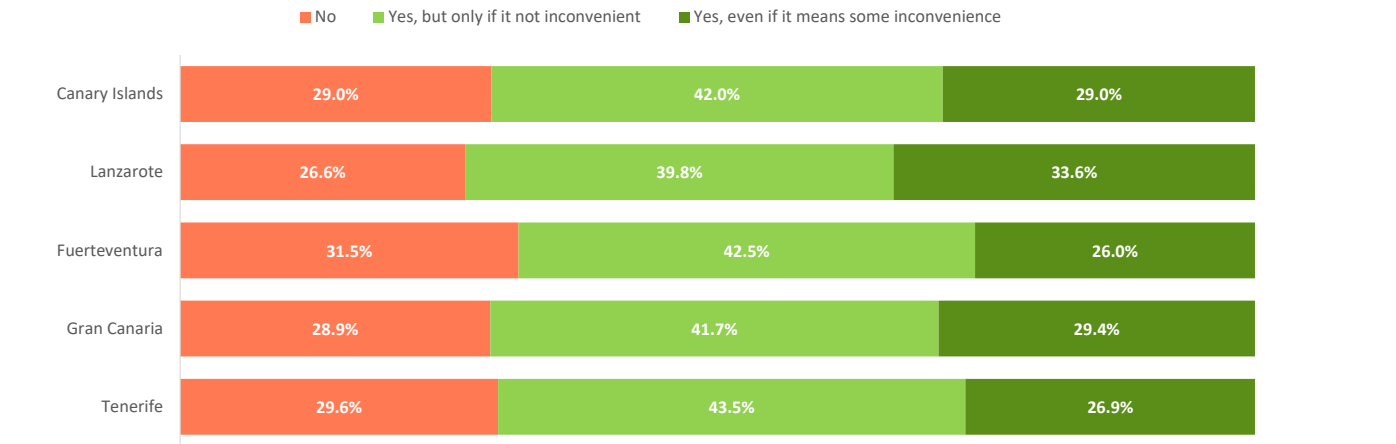
TOURIST PROFILE BY ISLAND OF STAY (2024)

FRANCE

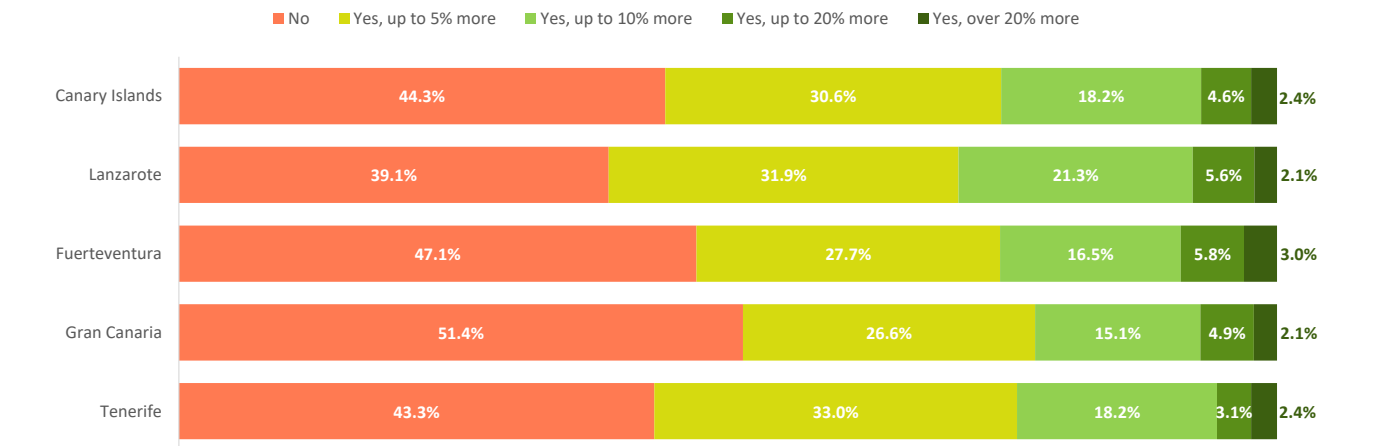


SUSTAINABLE DESTINATION (DATA = 2023)

When booking a trip, do they tend to choose the most sustainable options?



Would they be willing to spend more on travel to reduce their carbon footprint?



Percepcion of the following sustainability measures during their stay *

	Canary Islands	Lanzarote	Fuerteventura	Gran Canaria	Tenerife	La Palma
Quality of life on the island	8.1	8.2	8.1	8.1	8.1	--
Tolerance towards tourism	8.5	8.5	8.6	8.6	8.5	--
Cleanliness of the island	8.2	8.6	8.3	8.1	8.0	--
Air quality	8.4	8.5	8.7	8.3	8.2	--
Rational water consumption	7.4	7.6	7.5	7.3	7.2	--
Energy saving	7.0	7.1	7.2	7.0	6.9	--
Use of renewable energy	7.1	7.1	7.0	7.4	6.9	--
Recycling	7.0	7.1	7.0	7.1	7.0	--
Easy to get around by public transport	7.6	7.4	7.1	8.1	7.6	--
Overcrowding in tourist areas	6.7	6.6	6.7	6.8	6.6	--
Supply of local products	7.3	7.3	7.1	7.6	7.3	--

* Scale 0 - 10 (0 = Not important and 10 = Very important)