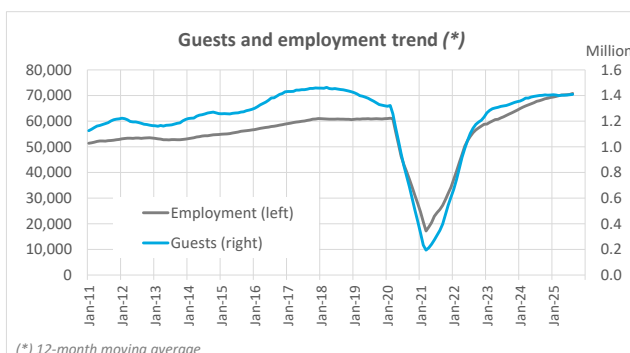
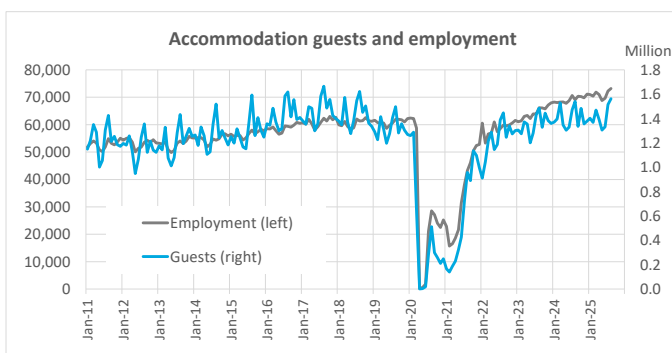


# Employment in tourist accommodation August 2025



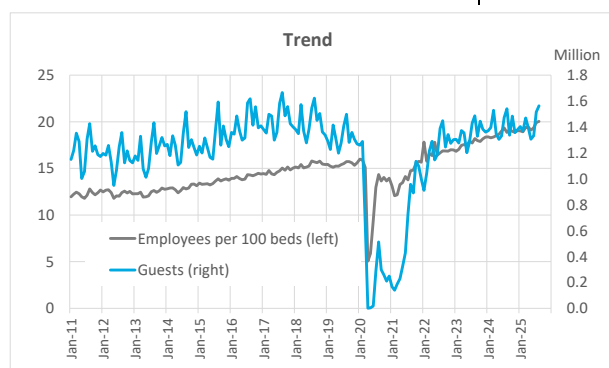
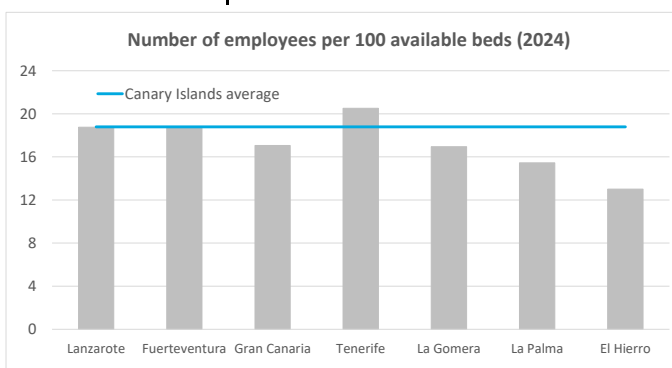
## Employment

	Lanzarote	Fuerteventura	Gran Canaria	Tenerife	La Gomera	La Palma	El Hierro	Canary Islands
<b>2019</b>	9,778	9,219	17,006	22,870	881	1,114	80	<b>60,949</b>
<b>2020</b>	4,444	4,213	7,223	11,038	459	447	51	<b>27,875</b>
<b>2021</b>	5,276	5,593	9,265	12,914	529	510	72	<b>34,160</b>
<b>2022</b>	9,724	9,584	15,519	21,887	618	663	96	<b>58,091</b>
<b>2023</b>	11,018	10,824	16,809	24,204	664	723	91	<b>64,334</b>
<b>2024</b>	12,153	11,164	18,286	26,128	562	815	102	<b>69,212</b>
<b>August 2024</b>	11,671	11,463	18,126	26,434	438	839	105	<b>69,076</b>
<b>August 2025</b>	12,328	11,172	20,040	27,800	658	1,099	94	<b>73,191</b>
<b>Change</b>	657	-291	1,914	1,366	220	260	-11	<b>4,115</b>
<b>Change (%)</b>	5.6%	-2.5%	10.6%	5.2%	50.2%	31.0%	-10.5%	<b>6.0%</b>



## Indicator of number of employees per 100 available beds

	Lanzarote	Fuerteventura	Gran Canaria	Tenerife	La Gomera	La Palma	El Hierro	Canary Islands
<b>2019</b>	14.7	15.3	13.8	17.3	17.5	14.8	10.7	<b>15.4</b>
<b>2020</b>	13.5	14.2	13.2	16.6	16.7	14.3	12.9	<b>14.7</b>
<b>2021</b>	12.8	14.5	13.9	15.7	16.7	12.8	12.4	<b>14.4</b>
<b>2022</b>	15.7	16.6	16.0	17.7	18.9	13.4	13.4	<b>16.6</b>
<b>2023</b>	17.1	18.1	16.1	19.3	18.6	14.7	11.9	<b>17.7</b>
<b>2024</b>	18.8	18.7	17.1	20.5	17.0	15.5	13.0	<b>18.8</b>
<b>August 2024</b>	18.1	19.1	17.2	20.7	14.5	16.2	13.1	<b>18.9</b>
<b>August 2025</b>	19.7	19.0	18.7	22.2	17.2	17.1	12.3	<b>20.0</b>
<b>Change</b>	1.5	-0.2	1.5	1.5	2.7	0.9	-0.8	<b>1.2</b>

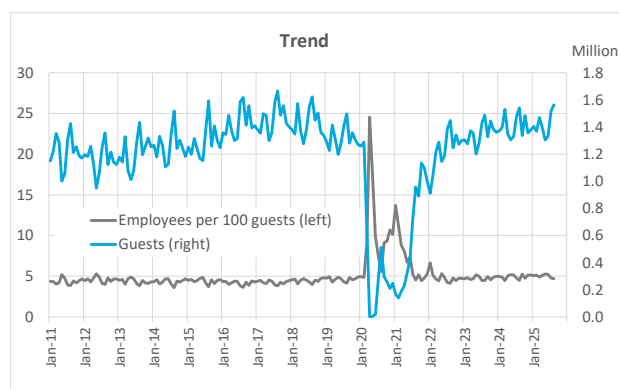
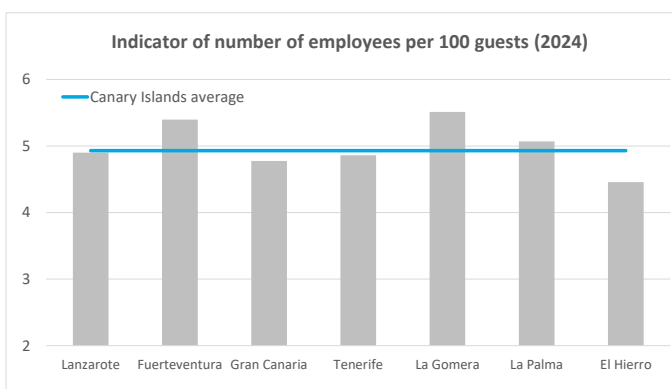


# Employment in tourist accommodation August 2025



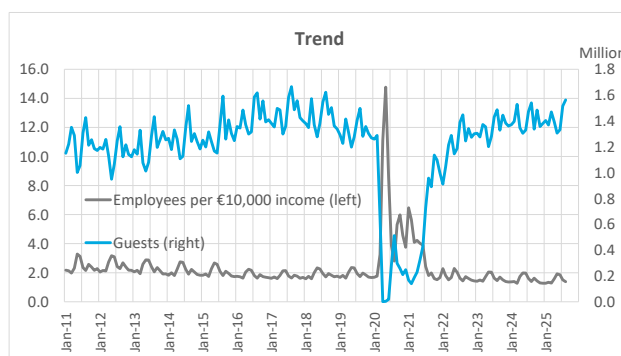
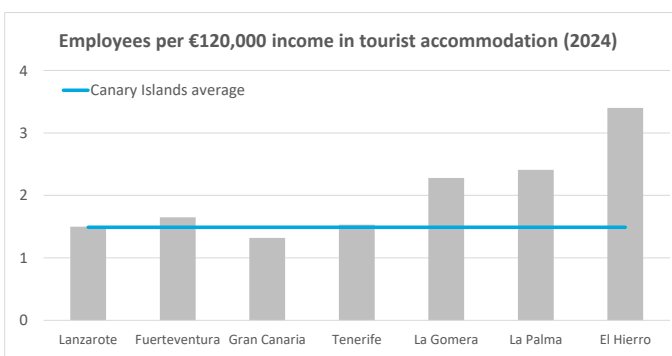
## Indicator of number of employees per 100 accommodation guests

	Lanzarote	Fuerteventura	Gran Canaria	Tenerife	La Gomera	La Palma	El Hierro	Canary Islands
2019	4.1	5.1	4.4	4.8	5.4	5.0	4.2	4.6
2020	6.7	7.4	5.8	7.1	6.8	6.1	8.8	6.6
2021	5.6	5.8	5.3	5.8	6.1	5.6	6.1	5.6
2022	4.3	5.2	4.7	4.7	5.5	4.4	5.7	4.7
2023	4.5	5.5	4.6	4.7	5.5	4.8	5.1	4.8
2024	4.9	5.4	4.8	4.9	5.5	5.1	4.5	4.9
August 2024	4.3	4.8	4.4	4.5	3.8	4.4	3.6	4.5
August 2025	4.6	4.6	4.5	4.9	4.4	4.8	2.7	4.7
Change	0.29	-0.18	0.14	0.35	0.65	0.50	-0.88	0.20



## Indicator of number of employees per €120,000 annual income in tourist accommodation

	Lanzarote	Fuerteventura	Gran Canaria	Tenerife	La Gomera	La Palma	El Hierro	Canary Islands
2019	1.8	2.0	1.7	1.9	3.0	3.1	3.5	1.9
2020	2.8	2.8	2.2	2.8	3.7	3.6	3.9	2.6
2021	2.2	2.1	1.9	2.4	3.4	3.6	3.2	2.2
2022	1.6	1.9	1.5	1.7	2.4	2.5	3.3	1.7
2023	1.5	1.8	1.4	1.6	2.3	2.6	3.5	1.6
2024	1.5	1.7	1.3	1.5	2.3	2.4	3.4	1.5
August 2024	1.2	1.5	1.4	1.5	2.0	2.1	2.5	1.4
August 2025	1.2	1.3	1.3	1.5	2.1	2.7	1.6	1.4
Change	-0.01	-0.16	-0.01	0.02	0.13	0.66	-0.82	-0.01



Source: Encuestas de Alojamiento Turístico. ISTAC. Note: only employees in open establishments are taken into account (including workers in ERTE)