


# International tourists: tourist arrivals and expenditure

August 2025

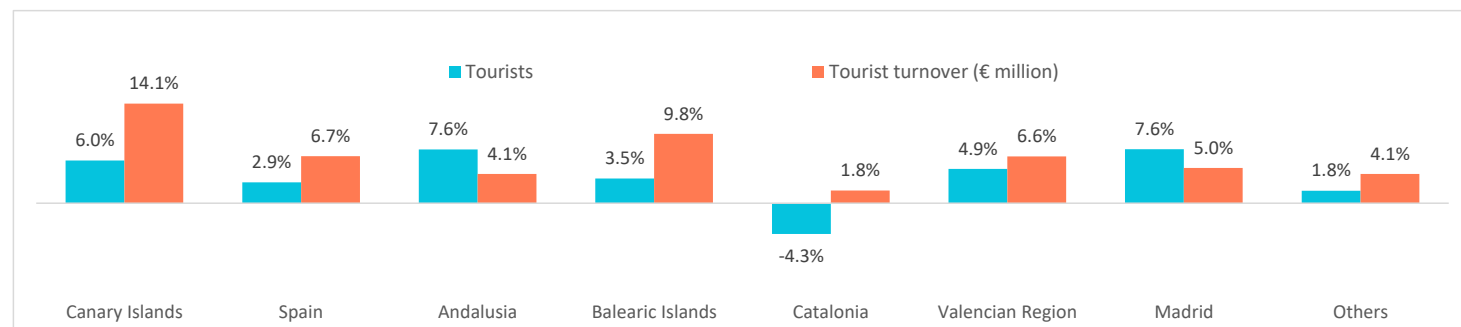


## AUGUST 2025

	Canary Islands	Spain	Andalusia	Balearic Islands	Catalonia	Valencian Region	Madrid	Others
<b>Tourists</b>	<b>1,235,965</b>	11,251,632	1,719,690	2,531,916	2,187,145	1,540,663	687,762	1,348,491
<b>Tourist turnover (€ million)</b>	<b>2,230</b>	16,390	2,375	3,910	3,112	2,251	1,221	1,290
<b>Expenditure per tourist and trip (€)</b>	<b>1,804</b>	1,457	1,381	1,544	1,423	1,461	1,776	957
<b>Expenditure per tourist and day (€)</b>	<b>208</b>	198	176	220	229	143	366	157
<b>Average lenght of stay</b>	<b>8.66</b>	7.37	7.86	7.02	6.22	10.23	4.85	6.09

## Change (%)

	Canary Islands	Spain	Andalusia	Balearic Islands	Catalonia	Valencian Region	Madrid	Others
<b>Tourists</b>	<b>6.0%</b>	2.9%	7.6%	3.5%	-4.3%	4.9%	7.6%	1.8%
<b>Tourist turnover (€ million)</b>	<b>14.1%</b>	6.7%	4.1%	9.8%	1.8%	6.6%	5.0%	4.1%
<b>Expenditure per tourist and trip (€)</b>	<b>7.6%</b>	3.6%	-3.2%	6.1%	6.4%	1.7%	-2.4%	2.4%
<b>Expenditure per tourist and day (€)</b>	<b>4.0%</b>	4.8%	2.9%	2.3%	7.5%	1.4%	6.4%	15.4%
<b>Average lenght of stay</b>	<b>0.28</b>	-0.09	-0.48	0.24	-0.06	0.07	-0.45	-0.81

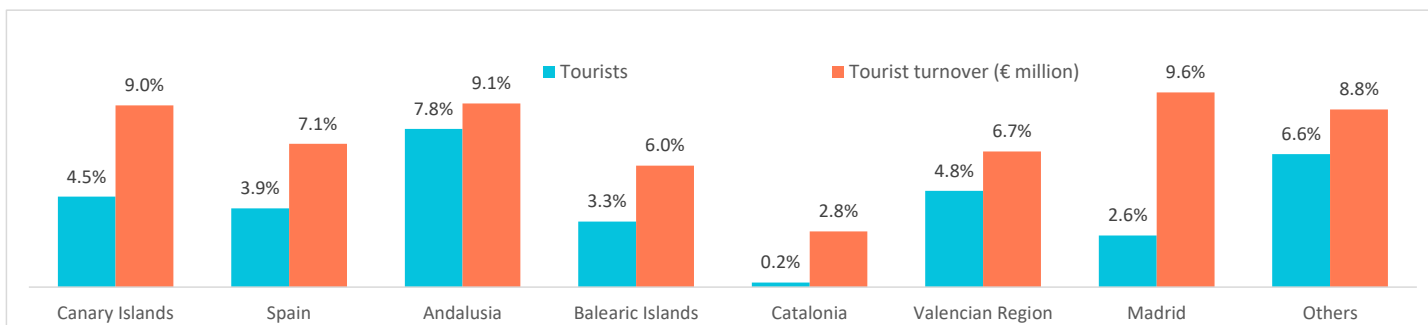


## JANUARY - AUGUST 2025

	Canary Islands	Spain	Andalusia	Balearic Islands	Catalonia	Valencian Region	Madrid	Others
<b>Tourists</b>	<b>10,307,159</b>	66,770,863	10,049,966	11,522,398	13,790,951	8,631,457	5,972,491	6,496,441
<b>Tourist turnover (€ million)</b>	<b>16,318</b>	92,463	13,703	15,535	16,959	11,280	11,677	6,991
<b>Expenditure per tourist and trip (€)</b>	<b>1,583</b>	1,385	1,364	1,348	1,230	1,307	1,955	1,076
<b>Expenditure per tourist and day (€)</b>	<b>190</b>	196	178	219	224	140	308	159
<b>Average lenght of stay</b>	<b>8.33</b>	7.07	7.64	6.16	5.49	9.35	6.34	6.77

## Change (%)

	Canary Islands	Spain	Andalusia	Balearic Islands	Catalonia	Valencian Region	Madrid	Others
<b>Tourists</b>	<b>4.5%</b>	3.9%	7.8%	3.3%	0.2%	4.8%	2.6%	6.6%
<b>Tourist turnover (€ million)</b>	<b>9.0%</b>	7.1%	9.1%	6.0%	2.8%	6.7%	9.6%	8.8%
<b>Expenditure per tourist and trip (€)</b>	<b>4.3%</b>	3.1%	1.2%	2.7%	2.6%	1.9%	6.9%	2.1%
<b>Expenditure per tourist and day (€)</b>	<b>3.8%</b>	4.3%	7.9%	5.3%	3.2%	4.5%	-0.3%	5.3%
<b>Average lenght of stay</b>	<b>0.02</b>	-0.09	-0.52	-0.15	-0.03	-0.22	0.42	-0.21



Source: FRONTUR y EGATUR (INE)