
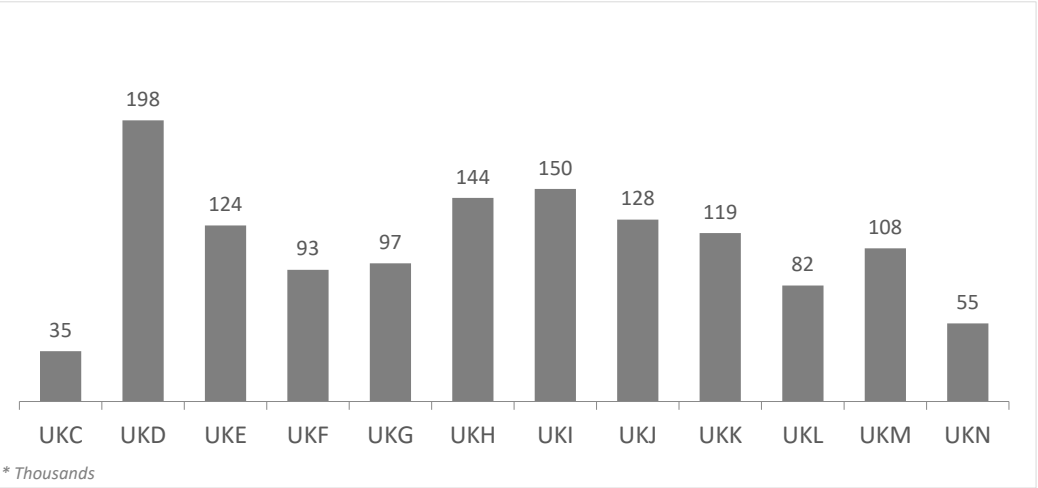


Tourist arrivals by source region

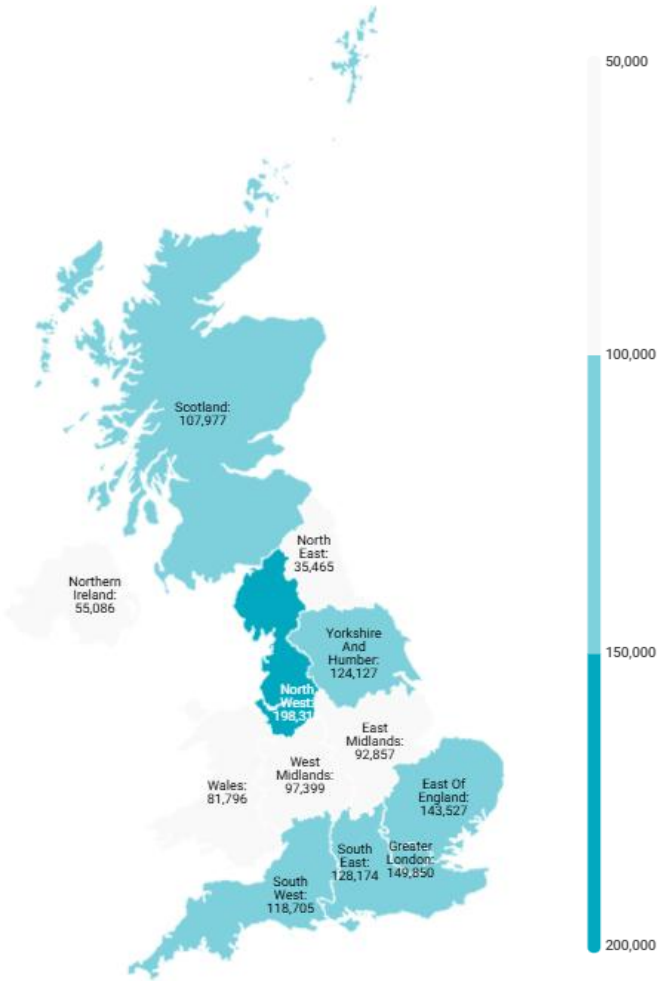
United Kingdom (2025Q3)



CANARY ISLANDS: tourist arrivals by source region (NUTS1)



Code	Region (NUTS1)	Main cities	Weight
UKC	North-East	Teesside y Newcastle	2.6%
UKD	North-West	Manchester y Liverpool	14.8%
UKE	Yorkshire and The Humber	Leeds y Sheffield	9.3%
UKF	East Midlands	Nottingham	6.9%
UKG	West Midlands	Birmingham	7.3%
UKH	East of England	Cambridge	10.7%
UKI	London	London	11.2%
UKJ	South-East	Oxford	9.6%
UKK	South-West	Bristol y Bath	8.9%
UKL	Wales	Cardiff	6.1%
UKM	Scotland	Glasgow y Edinburgh	8.1%
UKN	Northern Ireland	Belfast	4.1%



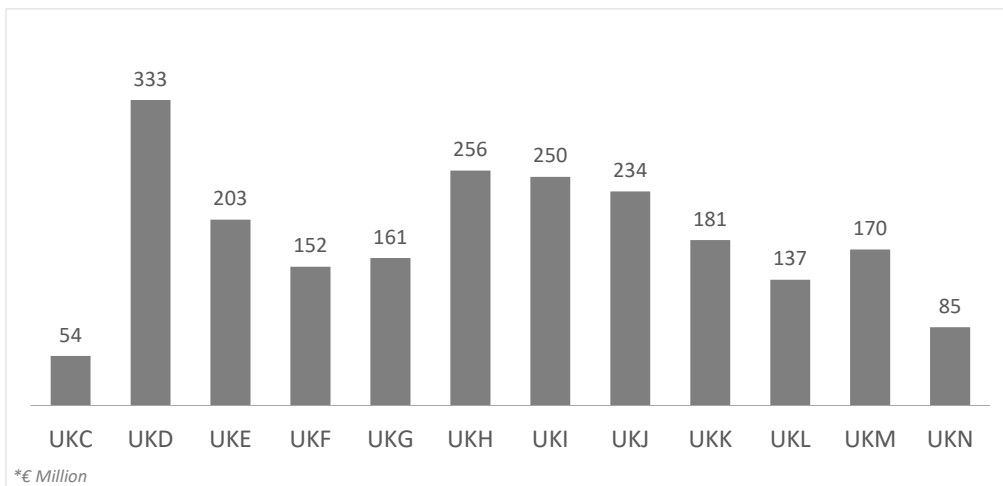
Source: Tourist Expenditure Survey (EGT, ISTAC).

Tourist turnover by source region

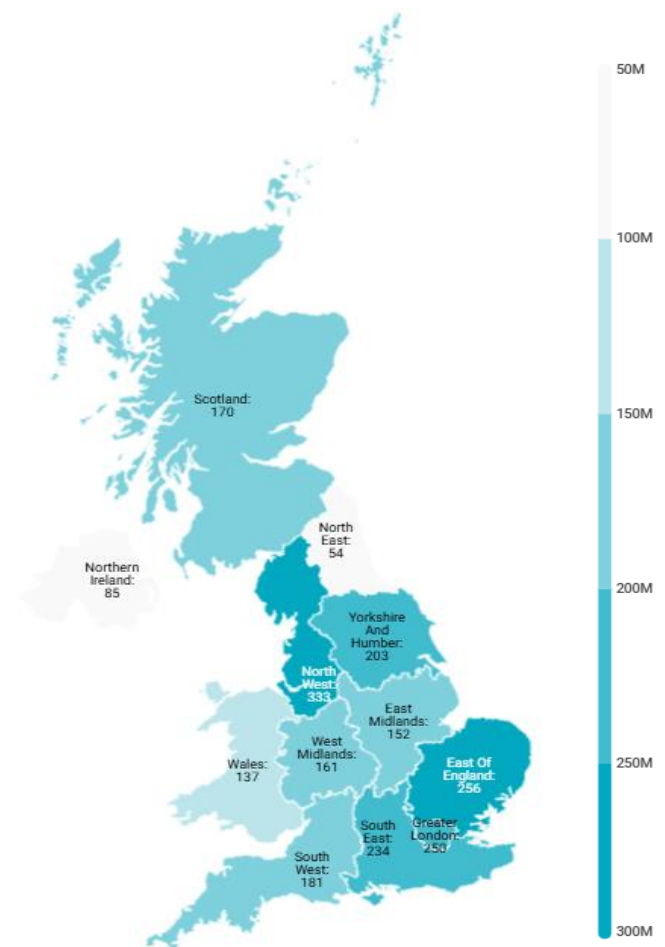
United Kingdom (2025Q3)



CANARY ISLANDS: turnover by source region (NUTS1)




Code	Region (NUTS1)	Main cities
UKC	North-East	Teesside y Newcastle
UKD	North-West	Manchester y Liverpool
UKE	Yorkshire and The Humber	Leeds y Sheffield
UKF	East Midlands	Nottingham
UKG	West Midlands	Birmingham
UKH	East of England	Cambridge
UKI	London	London
UKJ	South-East	Oxford
UKK	South-West	Bristol y Bath
UKL	Wales	Cardiff
UKM	Scotland	Glasgow y Edinburgh
UKN	Northern Ireland	Belfast

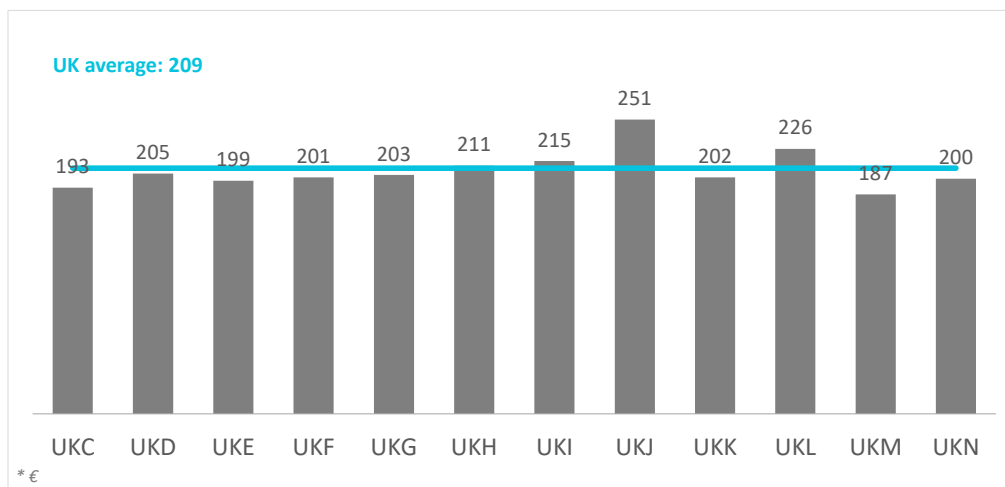


Average daily expenditure by source region

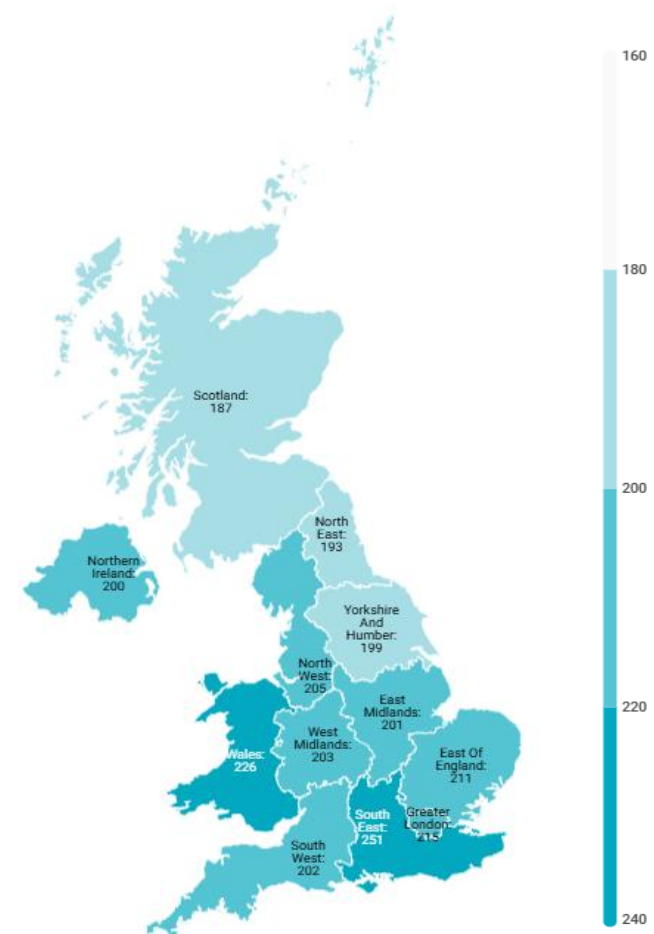
United Kingdom (2025Q3)




CANARY ISLANDS: average daily expenditure by source region (NUTS1)



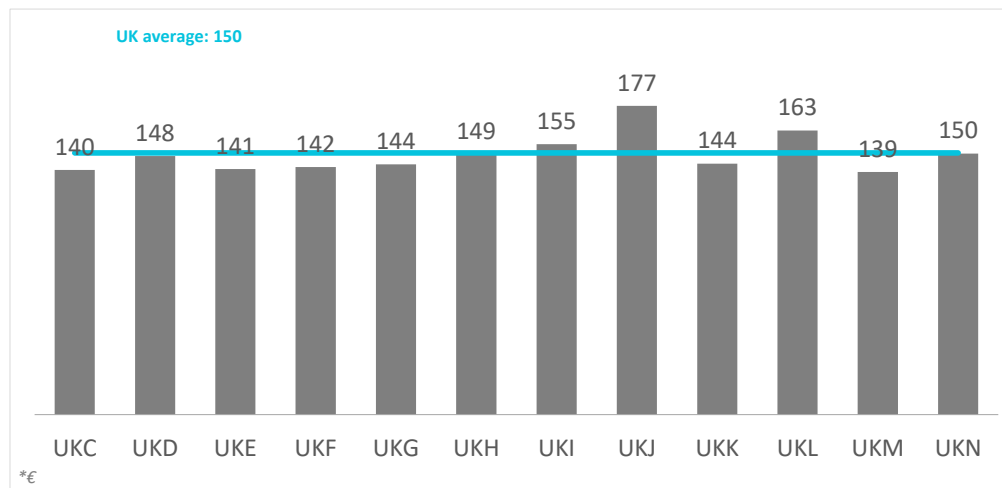
Code	Region (NUTS1)	Main cities
UKC	North-East	Teesside y Newcastle
UKD	North-West	Manchester y Liverpool
UKE	Yorkshire and The Humber	Leeds y Sheffield
UKF	East Midlands	Nottingham
UKG	West Midlands	Birmingham
UKH	East of England	Cambridge
UKI	London	London
UKJ	South-East	Oxford
UKK	South-West	Bristol y Bath
UKL	Wales	Cardiff
UKM	Scotland	Glasgow y Edinburgh
UKN	Northern Ireland	Belfast



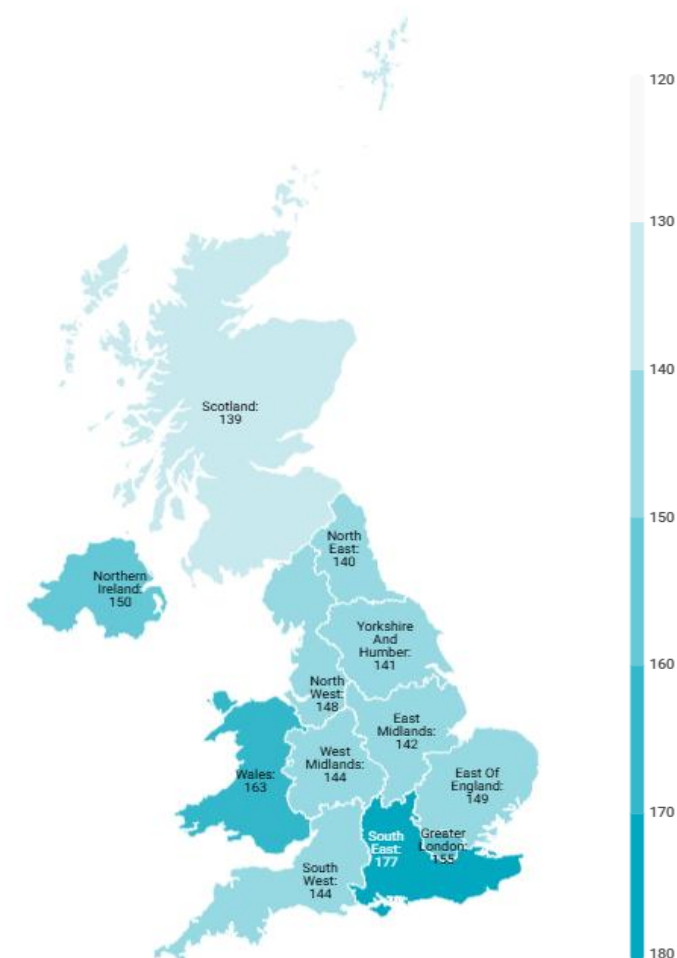
Average daily expenditure (without flight) by source region United Kingdom (2025Q3)



CANARY ISLANDS: average daily expenditure (without flight) by source region (NUTS1)




Code	Region (NUTS1)	Main cities
UKC	North-East	Teesside y Newcastle
UKD	North-West	Manchester y Liverpool
UKE	Yorkshire and The Humber	Leeds y Sheffield
UKF	East Midlands	Nottingham
UKG	West Midlands	Birmingham
UKH	East of England	Cambridge
UKI	London	London
UKJ	South-East	Oxford
UKK	South-West	Bristol y Bath
UKL	Wales	Cardiff
UKM	Scotland	Glasgow y Edinburgh
UKN	Northern Ireland	Belfast

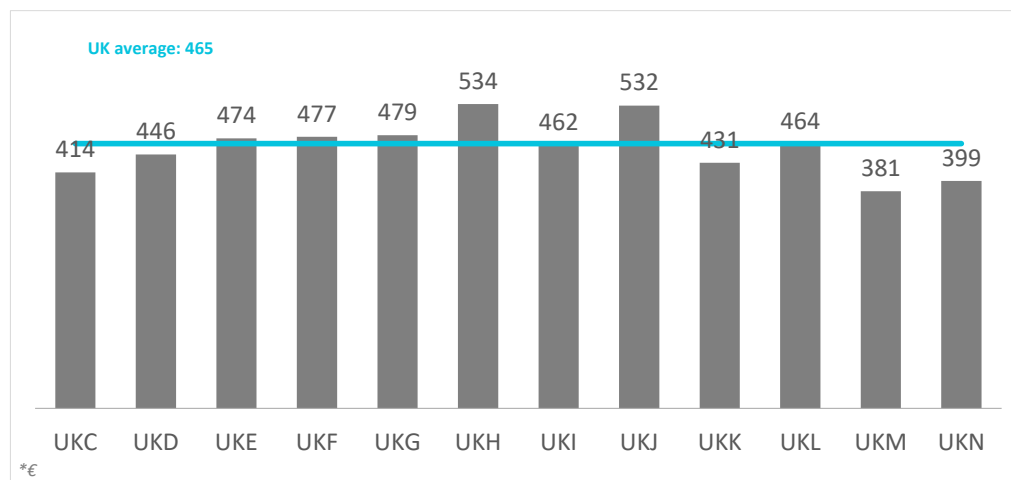


Average cost of the flight by source region

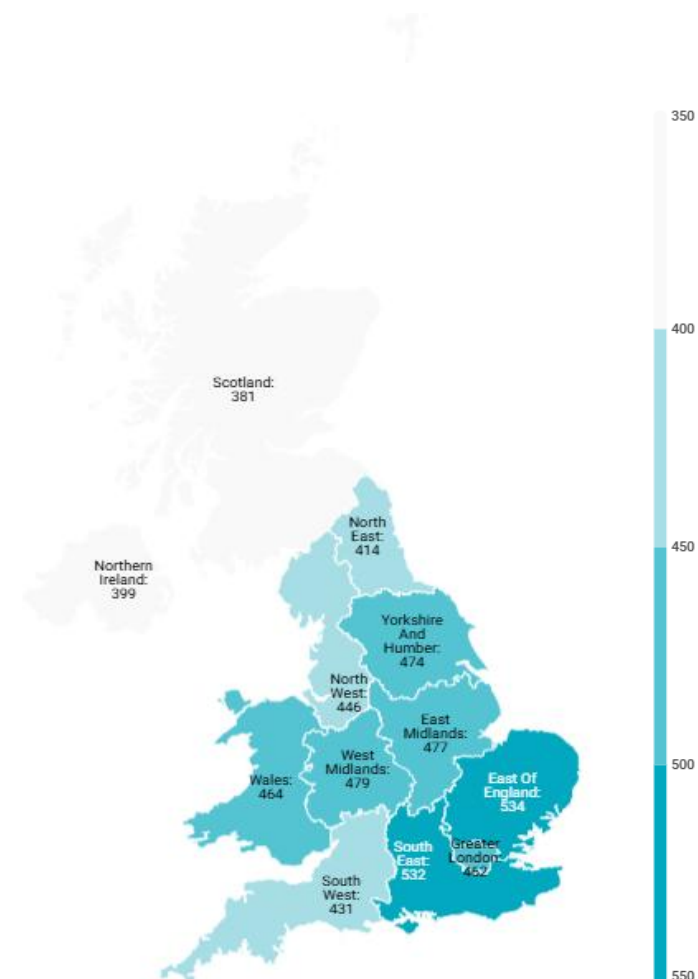
United Kingdom (2025Q3)



CANARY ISLANDS: average cost of the flight by source region (NUTS1)




Code	Region (NUTS1)	Main cities
UKC	North-East	Teesside y Newcastle
UKD	North-West	Manchester y Liverpool
UKE	Yorkshire and The Humber	Leeds y Sheffield
UKF	East Midlands	Nottingham
UKG	West Midlands	Birmingham
UKH	East of England	Cambridge
UKI	London	London
UKJ	South-East	Oxford
UKK	South-West	Bristol y Bath
UKL	Wales	Cardiff
UKM	Scotland	Glasgow y Edinburgh
UKN	Northern Ireland	Belfast

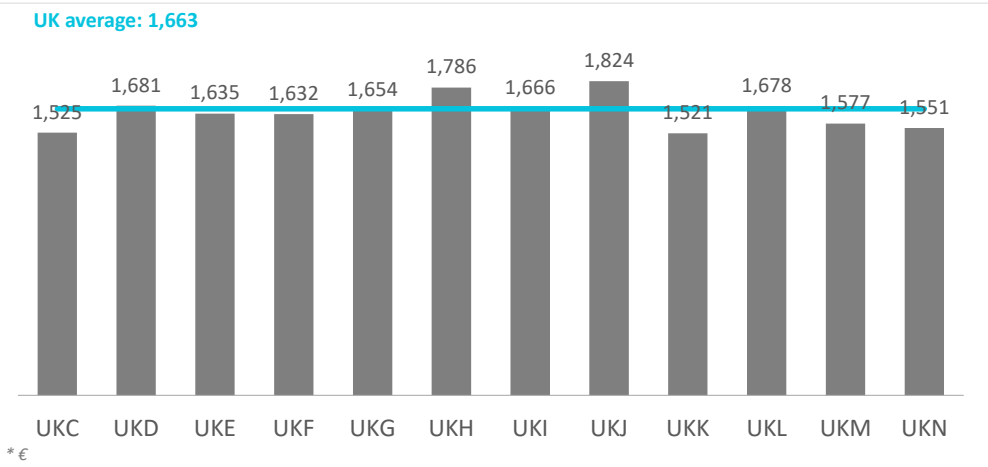


Expenditure per tourist and trip by source region

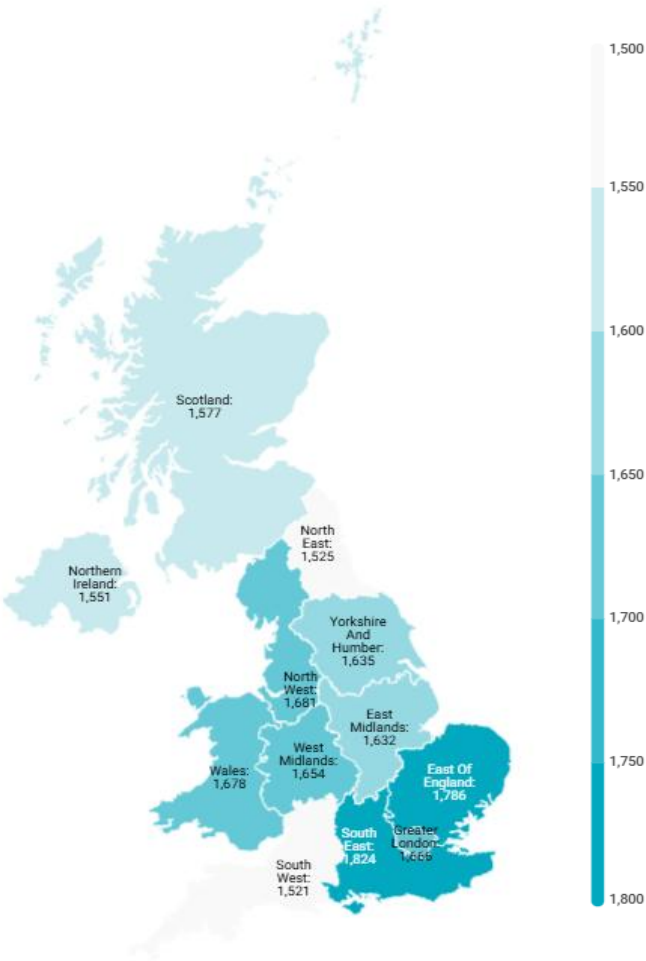
United Kingdom (2025Q3)



CANARY ISLANDS: expenditure per tourist and trip by source region (NUTS1)



Code	Region (NUTS1)	Main cities
UKC	North-East	Teesside y Newcastle
UKD	North-West	Manchester y Liverpool
UKE	Yorkshire and The Humber	Leeds y Sheffield
UKF	East Midlands	Nottingham
UKG	West Midlands	Birmingham
UKH	East of England	Cambridge
UKI	London	London
UKJ	South-East	Oxford
UKK	South-West	Bristol y Bath
UKL	Wales	Cardiff
UKM	Scotland	Glasgow y Edinburgh
UKN	Northern Ireland	Belfast

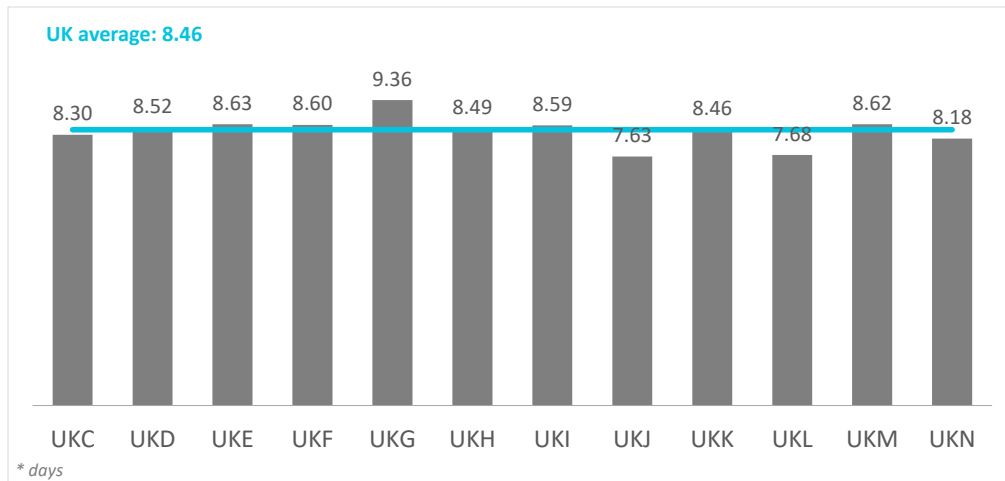


Source: Tourist Expenditure Survey (EGT, ISTAC).

Average length of stay by source region United Kingdom (2025Q3)



CANARY ISLANDS: average length of stay by source region (NUTS1)



Code	Region (NUTS1)	Main cities
UKC	North-East	Teesside y Newcastle
UKD	North-West	Manchester y Liverpool
UKE	Yorkshire and The Humber	Leeds y Sheffield
UKF	East Midlands	Nottingham
UKG	West Midlands	Birmingham
UKH	East of England	Cambridge
UKI	London	London
UKJ	South-East	Oxford
UKK	South-West	Bristol y Bath
UKL	Wales	Cardiff
UKM	Scotland	Glasgow y Edinburgh
UKN	Northern Ireland	Belfast

