
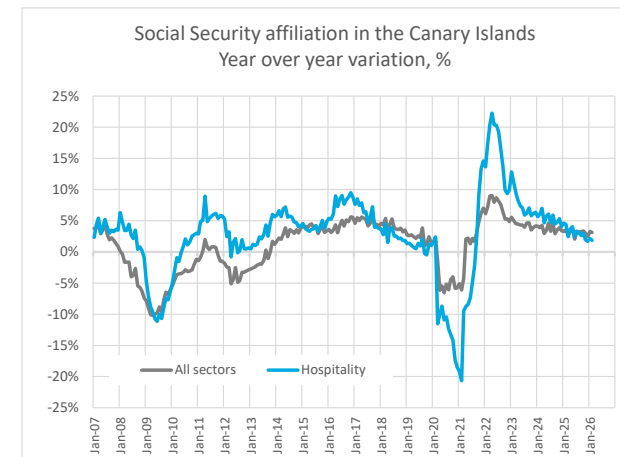
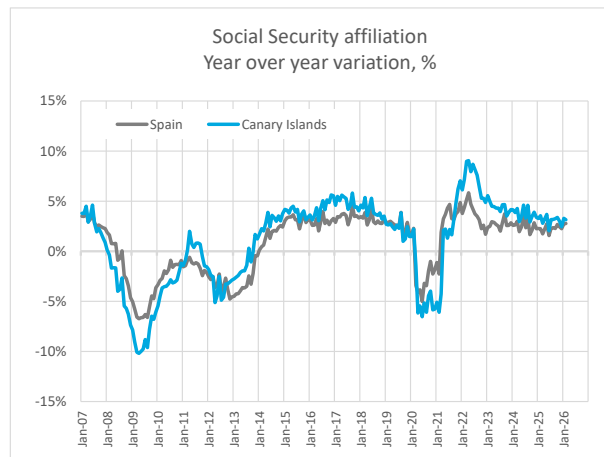


Employment data: Social Security affiliation and unemployment Canary Islands (February 2026)



Social Security affiliation

	Spain: All sectors	Canary Islands: All sectors	Canary Islands: hospitality and travel agencies
Jan-25	20,990,671	925,668	174,818
Feb-25	21,144,431	931,178	176,474
Jan-26	21,565,495	956,033	178,591
Feb-26	21,731,946	960,406	179,705
Month over month variation	166,451	4,373	1,114
Month over month variation (%)	0.8%	0.5%	0.6%
Year over year variation	587,515	29,228	3,231
Year over year variation (%)	2.8%	3.1%	1.8%



Unemployment

	Spain: All sectors	Canary Islands: All sectors	Canary Islands: hospitality and travel agencies
Jan-25	2,599,443	156,523	23,683
Feb-25	2,593,449	157,851	23,747
Jan-26	2,439,062	146,406	22,192
Feb-26	2,442,646	145,656	21,997
Month over month variation	3,584	-750	-195
Month over month variation (%)	0.1%	-0.5%	-0.9%
Year over year variation	-150,803	-12,195	-1,750
Year over year variation (%)	-5.8%	-7.7%	-7.4%

