

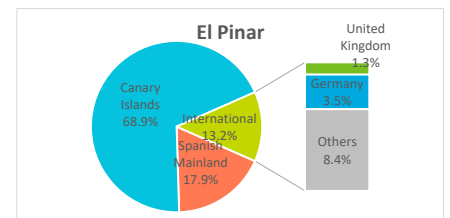
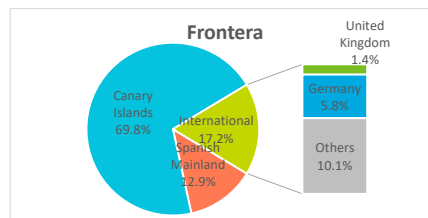
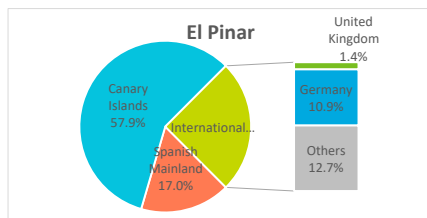
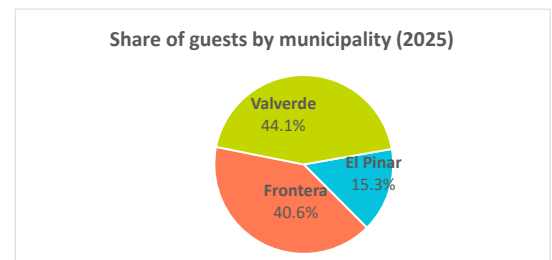
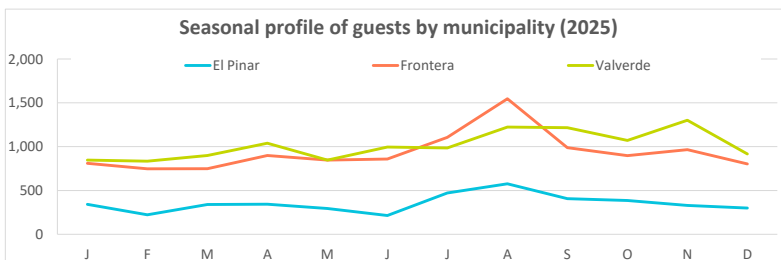
Tourist profile by municipality

El Hierro (2025)

GUESTS IN ACCOMMODATION

Place of residence:	Municipality of stay				Accommodation type	
	El Pinar	Frontera	Valverde	El Hierro	Hotel	Apartment
International	1,058	1,931	1,605	4,594	4,023	571
- United Kingdom	59	153	153	365	311	54
- Germany	461	650	432	1,543	1,345	198
Spanish Mainland	719	1,452	2,183	4,354	3,748	606
Canary Islands	2,448	7,833	8,384	18,665	10,455	8,210
Total	4,225	11,216	12,172	27,613	18,226	9,387

Place of residence:	Municipality of stay				Accommodation type	
	El Pinar	Frontera	Valverde	El Hierro	Hotel	Apartment
International	25.0%	17.2%	13.2%	16.6%	22.1%	6.1%
- United Kingdom	1.4%	1.4%	1.3%	1.3%	1.7%	0.6%
- Germany	10.9%	5.8%	3.5%	5.6%	7.4%	2.1%
Spanish Mainland	17.0%	12.9%	17.9%	15.8%	20.6%	6.5%
Canary Islands	57.9%	69.8%	68.9%	67.6%	57.4%	87.5%
Total	100%	100%	100%	100%	100%	100%



Other indicators

	Municipality of stay				Accommodation type	
	El Pinar	Frontera	Valverde	El Hierro	Hotel	Apartment
Bednights						
International	4,953	9,384	6,411	20,748	16,678	4,070
- United Kingdom	215	467	613	1,295	1,115	180
- Germany	2,634	3,271	2,451	8,356	6,704	1,652
Spanish Mainland	3,115	6,479	8,691	18,285	14,728	3,557
Canary Islands	8,776	26,649	24,157	59,582	28,786	30,796
Total	16,844	42,512	39,259	98,615	60,192	38,423
Length of stay						
International	4.7	4.9	4.0	4.5	4.1	7.1
- United Kingdom	3.6	3.1	4.0	3.5	3.6	3.3
- Germany	5.7	5.0	5.7	5.4	5.0	8.3
Spanish Mainland	4.3	4.5	4.0	4.2	3.9	5.9
Canary Islands	3.6	3.4	2.9	3.2	2.8	3.8
Total	4.0	3.8	3.2	3.6	--	--
ADR (€)	65.1	88.7	79.1	80.9	91.8	59.6
RevPar (€)	21.6	37.9	51.2	38.2	54.8	20.0
Total Revenue (€ million)	0.6	2.0	1.8	4.4	3.3	1.1
Bed-space occupancy rate (%)	22.8	33.7	49.1	35.2	50.7	23.8
Occupancy rate per room/apart.(%)	33.2	42.7	64.7	47.2	59.7	33.5
Tourist population ⁽¹⁾	46	116	108	270	--	--
Employment	18	42	43	102	66	36

⁽¹⁾ Equivalent tourist population is obtained by dividing the total number of bednights during the reference period by 365 days (366 in case of leap year).

Sources: Encuestas de alojamiento turístico hotelero y extrahotelero (ISTAC).

Note 1: guests checking in as new arrivals. Note 2: Occupancy rate could be above 100% because of extra beds.