

# Total tourist arrivals in the Canary Islands (ISTAC)

February 2026



## CANARY ISLANDS

	United Kingdom	Germany	Belgium	France	Netherlands	Ireland	Italy	Switzerland	Denmark	Finland	Norway	Sweden	Nordics	Others	International	Mainland	TOTAL
2025	506,474	268,514	39,682	92,314	70,013	71,424	68,434	17,412	43,295	32,675	59,847	54,759	190,576	181,020	1,505,864	125,873	1,631,737
2026	531,625	261,229	41,421	87,999	65,158	71,695	70,813	19,063	47,738	32,306	61,470	47,487	189,001	187,374	1,525,376	112,803	1,638,179
Change	25,151	-7,285	1,739	-4,315	-4,855	271	2,379	1,651	4,443	-369	1,623	-7,272	-1,575	6,354	19,512	-13,070	6,442
Change, %	5.0%	-2.7%	4.4%	-4.7%	-6.9%	0.4%	3.5%	9.5%	10.3%	-1.1%	2.7%	-13.3%	-0.8%	3.5%	1.3%	-10.4%	0.4%

## LANZAROTE (main + secondary)

	United Kingdom	Germany	Belgium	France	Netherlands	Ireland	Italy	Switzerland	Denmark	Finland	Norway	Sweden	Nordics	Others	International	Mainland	TOTAL
2025	154,427	36,438	4,987	24,908	9,931	30,336	7,093	--	--	--	--	--	11,245	17,955	297,321	17,061	314,382
2026	144,954	33,495	6,861	21,870	8,469	31,947	13,743	--	--	--	--	--	7,455	17,869	286,661	16,219	302,880
Change	-9,473	-2,943	1,874	-3,038	-1,462	1,611	6,650	--	--	--	--	--	-3,790	-86	-10,660	-842	-11,502
Change, %	-6.1%	-8.1%	37.6%	-12.2%	-14.7%	5.3%	93.8%	--	--	--	--	--	-33.7%	-0.5%	-3.6%	-4.9%	-3.7%

## FUERTEVENTURA (main + secondary)

	United Kingdom	Germany	Belgium	France	Netherlands	Ireland	Italy	Switzerland	Denmark	Finland	Norway	Sweden	Nordics	Others	International	Mainland	TOTAL
2025	87,045	80,145	3,577	15,527	12,424	6,274	12,727	--	--	--	--	--	9,397	28,031	255,147	11,144	266,291
2026	79,036	68,169	4,534	13,609	7,677	5,620	17,958	--	--	--	--	--	9,476	31,444	237,522	10,623	248,145
Change	-8,009	-11,976	957	-1,918	-4,747	-654	5,231	--	--	--	--	--	79	3,413	-17,625	-521	-18,146
Change, %	-9.2%	-14.9%	26.8%	-12.4%	-38.2%	-10.4%	41.1%	--	--	--	--	--	0.8%	12.2%	-6.9%	-4.7%	-6.8%

## GRAN CANARIA (main + secondary)

	United Kingdom	Germany	Belgium	France	Netherlands	Ireland	Italy	Switzerland	Denmark	Finland	Norway	Sweden	Nordics	Others	International	Mainland	TOTAL
2025	83,835	100,033	9,045	14,213	26,944	12,923	15,315	--	--	--	--	--	120,062	58,596	440,965	41,386	482,351
2026	84,120	89,046	11,347	16,624	27,058	11,001	15,671	--	--	--	--	--	121,787	52,927	429,578	30,015	459,594
Change	285	-10,987	2,302	2,411	114	-1,922	356	--	--	--	--	--	1,725	-5,669	-11,387	-11,371	-22,757
Change, %	0.3%	-11.0%	25.5%	17.0%	0.4%	-14.9%	2.3%	--	--	--	--	--	1.4%	-9.7%	-2.6%	-27.5%	-4.7%

## TENERIFE (main + secondary)

	United Kingdom	Germany	Belgium	France	Netherlands	Ireland	Italy	Switzerland	Denmark	Finland	Norway	Sweden	Nordics	Others	International	Mainland	TOTAL
2025	227,482	95,559	22,365	39,317	20,605	22,377	34,423	--	--	--	--	--	49,607	101,411	613,146	55,794	668,940
2026	231,397	87,366	23,725	36,709	21,765	23,565	37,003	--	--	--	--	--	51,005	111,471	624,005	53,406	677,410
Change	3,915	-8,193	1,360	-2,608	1,160	1,188	2,580	--	--	--	--	--	1,398	10,060	10,859	-2,388	8,470
Change, %	1.7%	-8.6%	6.1%	-6.6%	5.6%	5.3%	7.5%	--	--	--	--	--	2.8%	9.9%	1.8%	-4.3%	1.3%

## LA PALMA (main + secondary)

	United Kingdom	Germany	Belgium	France	Netherlands	Ireland	Italy	Switzerland	Denmark	Finland	Norway	Sweden	Nordics	Others	International	Mainland	TOTAL
2025	9,872	14,733	3	762	561	1,753	131	--	--	--	--	--	962	3,538	32,314	2,035	34,350
2026	2,441	17,474	1,814	924	1,265	14	570	--	--	--	--	--	1,669	3,313	29,485	3,369	32,853
Change	-7,431	2,741	1,811	162	704	-1,739	439	--	--	--	--	--	707	-225	-2,829	1,334	-1,497
Change, %	-75.3%	18.6%	60366.7%	21.3%	125.5%	-99.2%	335.1%	--	--	--	--	--	73.5%	-6.4%	-8.8%	65.6%	-4.4%

Source: Frontur (ISTAC). Tourist arrivals by air.

Note: on the result of the estimated Canary Islands total arrivals, tourists from La Gomera and El Hierro are included. Main tourists and secondary tourists are taken into account in each island. The sum of the islands does not match the total for the Canary Islands.

# Main tourist arrivals in the Canary Islands (ISTAC)

February 2026



## CANARY ISLANDS

	United Kingdom	Germany	Belgium	France	Netherlands	Ireland	Italy	Switzerland	Denmark	Finland	Norway	Sweden	Nordics	Others	International	Mainland	TOTAL
2025	506,474	268,514	39,682	92,314	70,013	71,424	68,434	17,412	43,295	32,675	59,847	54,759	190,576	181,020	1,505,864	125,873	1,631,737
2026	531,625	261,229	41,421	87,999	65,158	71,695	70,813	19,063	47,738	32,306	61,470	47,487	189,001	187,374	1,525,376	112,803	1,638,179
Change	25,151	-7,285	1,739	-4,315	-4,855	271	2,379	1,651	4,443	-369	1,623	-7,272	-1,575	6,354	19,512	-13,070	6,442
Change, %	5.0%	-2.7%	4.4%	-4.7%	-6.9%	0.4%	3.5%	9.5%	10.3%	-1.1%	2.7%	-13.3%	-0.8%	3.5%	1.3%	-10.4%	0.4%

## LANZAROTE

	United Kingdom	Germany	Belgium	France	Netherlands	Ireland	Italy	Switzerland	Denmark	Finland	Norway	Sweden	Nordics	Others	International	Mainland	TOTAL
2025	137,294	23,939	4,916	24,455	9,931	29,552	6,919	-	-	-	-	-	11,068	15,928	264,001	16,603	280,604
2026	142,294	26,668	5,115	21,548	8,268	31,778	9,124	-	-	-	-	-	6,956	15,042	266,791	15,950	282,741
Change	5,000	2,729	199	-2,907	-1,663	2,226	2,205	--	--	--	--	--	-4,112	-886	2,790	-653	2,137
Change, %	3.6%	11.4%	4.0%	-11.9%	-16.7%	7.5%	31.9%	--	--	--	--	--	-37.2%	-5.6%	1.1%	-3.9%	0.8%

## FUERTEVENTURA

	United Kingdom	Germany	Belgium	France	Netherlands	Ireland	Italy	Switzerland	Denmark	Finland	Norway	Sweden	Nordics	Others	International	Mainland	TOTAL
2025	74,477	61,333	3,533	15,076	12,380	6,013	12,592	-	-	-	-	-	9,339	25,874	220,618	11,082	231,700
2026	76,402	60,177	2,939	13,420	7,549	5,486	13,437	-	-	-	-	-	9,038	29,076	217,524	10,519	228,043
Change	1,925	-1,156	-594	-1,656	-4,831	-527	845	--	--	--	--	--	-301	3,202	-3,094	-563	-3,657
Change, %	2.6%	-1.9%	-16.8%	-11.0%	-39.0%	-8.8%	6.7%	--	--	--	--	--	-3.2%	12.4%	-1.4%	-5.1%	-1.6%

## GRAN CANARIA

	United Kingdom	Germany	Belgium	France	Netherlands	Ireland	Italy	Switzerland	Denmark	Finland	Norway	Sweden	Nordics	Others	International	Mainland	TOTAL
2025	69,365	86,089	8,936	13,839	26,928	12,150	14,953	-	-	-	-	-	119,585	56,233	408,077	41,071	449,148
2026	80,896	86,371	9,730	16,049	26,880	10,848	15,362	-	-	-	-	-	121,018	50,702	417,854	29,727	447,582
Change	11,531	282	794	2,210	-48	-1,302	409	--	--	--	--	--	1,433	-5,531	9,777	-11,344	-1,566
Change, %	16.6%	0.3%	8.9%	16.0%	-0.2%	-10.7%	2.7%	--	--	--	--	--	1.2%	-9.8%	2.4%	-27.6%	-0.3%

## TENERIFE

	United Kingdom	Germany	Belgium	France	Netherlands	Ireland	Italy	Switzerland	Denmark	Finland	Norway	Sweden	Nordics	Others	International	Mainland	TOTAL
2025	223,637	85,842	22,214	38,805	20,164	21,747	33,806	-	-	-	-	-	48,992	98,179	593,386	54,869	648,255
2026	230,788	77,165	23,547	36,163	21,319	23,565	32,634	-	-	-	-	-	50,424	109,119	604,724	52,673	657,396
Change	7,151	-8,677	1,333	-2,642	1,155	1,818	-1,172	--	--	--	--	--	1,432	10,940	11,338	-2,196	9,141
Change, %	3.2%	-10.1%	6.0%	-6.8%	5.7%	8.4%	-3.5%	--	--	--	--	--	2.9%	11.1%	1.9%	-4.0%	1.4%

## LA PALMA

	United Kingdom	Germany	Belgium	France	Netherlands	Ireland	Italy	Switzerland	Denmark	Finland	Norway	Sweden	Nordics	Others	International	Mainland	TOTAL
2025	980	9,194	3	104	545	1,736	131	-	-	-	-	-	921	1,844	15,458	1,844	17,302
2026	1,031	9,656	83	796	1,053	5	160	-	-	-	-	-	1,317	1,797	15,898	3,330	19,228
Change	51	462	80	692	508	-1,731	29	--	--	--	--	--	396	-47	440	1,486	1,926
Change, %	5.2%	5.0%	2666.7%	665.4%	93.2%	-99.7%	22.1%	--	--	--	--	--	43.0%	-2.5%	2.8%	80.6%	11.1%

Source: Frontur (ISTAC). Tourist arrivals by air.

Note: on the result of the estimated Canary Islands total arrivals, tourists from La Gomera and El Hierro are included. Only main tourists are taken into account in each island.

# Secondary tourist arrivals in the Canary Islands (ISTAC)

February 2026



## LANZAROTE

	United Kingdom	Germany	Belgium	France	Netherlands	Ireland	Italy	Switzerland	Denmark	Finland	Norway	Sweden	<u>Nordics</u>	Others	International	Mainland	TOTAL
2025	17,133	12,499	71	453	0	784	174	0	0	0	0	0	177	2,027	33,320	458	33,778
2026	2,660	6,827	1,746	322	201	169	4,619	0	0	0	0	0	499	2,827	19,870	269	20,139
Change	-14,473	-5,672	1,675	-131	201	-615	4,445	--	--	--	--	--	322	800	-13,450	-189	-13,639
Change, %	-84.5%	-45.4%	2359.2%	-28.9%	--	-78.4%	2554.6%	--	--	--	--	--	181.9%	39.5%	-40.4%	-41.3%	-40.4%

## FUERTEVENTURA

	United Kingdom	Germany	Belgium	France	Netherlands	Ireland	Italy	Switzerland	Denmark	Finland	Norway	Sweden	<u>Nordics</u>	Others	International	Mainland	TOTAL
2025	12,568	18,812	44	451	44	261	135	0	0	0	0	0	58	2,157	34,529	62	34,591
2026	2,634	7,992	1,595	189	128	134	4,521	0	0	0	0	0	438	2,368	19,998	104	20,102
Change	-9,934	-10,820	1,551	-262	84	-127	4,386	--	--	--	--	--	380	211	-14,531	42	-14,489
Change, %	-79.0%	-57.5%	3525.0%	-58.1%	190.9%	-48.7%	3248.9%	--	--	--	--	--	655.2%	9.8%	-42.1%	67.7%	-41.9%

## GRAN CANARIA

	United Kingdom	Germany	Belgium	France	Netherlands	Ireland	Italy	Switzerland	Denmark	Finland	Norway	Sweden	<u>Nordics</u>	Others	International	Mainland	TOTAL
2025	14,470	13,944	109	374	16	773	362	0	0	0	0	0	477	2,363	32,888	315	33,203
2026	3,224	2,675	1,617	575	178	153	309	0	0	0	0	0	769	2,225	11,724	288	12,012
Change	-11,246	-11,269	1,508	201	162	-620	-53	--	--	--	--	--	292	-138	-21,164	-27	-21,191
Change, %	-77.7%	-80.8%	1383.5%	53.7%	1012.5%	-80.2%	-14.6%	--	--	--	--	--	61.2%	-5.8%	-64.4%	-8.6%	-63.8%

## TENERIFE

	United Kingdom	Germany	Belgium	France	Netherlands	Ireland	Italy	Switzerland	Denmark	Finland	Norway	Sweden	<u>Nordics</u>	Others	International	Mainland	TOTAL
2025	3,845	9,717	151	512	441	630	617	0	0	0	0	0	615	3,232	19,760	925	20,685
2026	609	10,201	178	546	446	0	4,369	0	0	0	0	0	581	2,352	19,281	733	20,014
Change	-3,236	484	27	34	5	-630	3,752	--	--	--	--	--	-34	-880	-479	-192	-671
Change, %	-84.2%	5.0%	17.9%	6.6%	1.1%	-100.0%	608.1%	--	--	--	--	--	-5.5%	-27.2%	-2.4%	-20.8%	-3.2%

## LA PALMA

	United Kingdom	Germany	Belgium	France	Netherlands	Ireland	Italy	Switzerland	Denmark	Finland	Norway	Sweden	<u>Nordics</u>	Others	International	Mainland	TOTAL
2025	8,892	5,539	0	658	16	17	0	0	0	0	0	0	41	1,694	16,856	191	17,048
2026	1,410	7,818	1,731	128	212	9	410	0	0	0	0	0	352	1,516	13,587	39	13,625
Change	-7,482	2,279	1,731	-530	196	-8	410	--	--	--	--	--	311	-178	-3,269	-152	-3,423
Change, %	-84.1%	41.1%	--	-80.5%	1225.0%	-47.1%	--	--	--	--	--	--	758.5%	-10.5%	-19.4%	-79.6%	-20.1%

# Total tourist arrivals in the Canary Islands (ISTAC)

January - February 2026



## CANARY ISLANDS

	United Kingdom	Germany	Belgium	France	Netherlands	Ireland	Italy witzerland	Denmark	Finland	Norway	Sweden	Nordics	Others	International	Mainland	TOTAL	
2025	982,531	545,288	79,336	161,302	130,268	143,013	148,189	31,819	90,346	68,703	126,454	102,233	377,736	346,989	264,124	3,220,595	
2026	1,006,626	538,915	79,273	160,523	125,533	154,044	149,329	33,262	87,804	63,983	123,801	102,045	377,633	376,070	241,260	3,242,467	
Change	24,095	-6,373	-63	-779	-4,735	11,031	1,140	1,443	-2,542	-4,720	-2,653	-188	-10,103	29,081	44,736	-22,864	21,872
Change, %	2.5%	-1.2%	-0.1%	-0.5%	-3.6%	7.7%	0.8%	4.5%	-2.8%	-6.9%	-2.1%	-0.2%	-2.6%	8.4%	1.5%	-8.7%	0.7%

## LANZAROTE (main + secondary)

	United Kingdom	Germany	Belgium	France	Netherlands	Ireland	Italy witzerland	Denmark	Finland	Norway	Sweden	Nordics	Others	International	Mainland	TOTAL
2025	284,196	65,215	9,217	42,854	18,499	62,026	15,347	--	--	--	--	20,565	33,069	550,989	38,625	589,614
2026	289,822	77,624	11,432	40,121	16,229	70,057	24,163	--	--	--	--	15,325	32,856	577,625	34,851	612,477
Change	5,626	12,409	2,215	-2,733	-2,270	8,031	8,816	--	--	--	--	-5,240	-213	26,636	-3,774	22,863
Change, %	2.0%	19.0%	24.0%	-6.4%	-12.3%	12.9%	57.4%	--	--	--	--	-25.5%	-0.6%	4.8%	-9.8%	3.9%

## FUERTEVENTURA (main + secondary)

	United Kingdom	Germany	Belgium	France	Netherlands	Ireland	Italy witzerland	Denmark	Finland	Norway	Sweden	Nordics	Others	International	Mainland	TOTAL
2025	155,301	150,103	6,760	25,542	19,812	12,781	26,710	--	--	--	--	19,756	53,362	470,126	23,373	493,498
2026	149,436	135,049	6,775	23,991	14,462	11,927	31,510	--	--	--	--	19,553	61,458	454,158	23,990	478,147
Change	-5,865	-15,054	15	-1,551	-5,350	-854	4,800	--	--	--	--	-203	8,096	-15,968	617	-15,351
Change, %	-3.8%	-10.0%	0.2%	-6.1%	-27.0%	-6.7%	18.0%	--	--	--	--	-1.0%	15.2%	-3.4%	2.6%	-3.1%

## GRAN CANARIA (main + secondary)

	United Kingdom	Germany	Belgium	France	Netherlands	Ireland	Italy witzerland	Denmark	Finland	Norway	Sweden	Nordics	Others	International	Mainland	TOTAL
2025	157,268	193,756	18,280	27,367	50,371	23,974	32,296	--	--	--	--	249,432	108,733	861,479	81,175	942,653
2026	180,209	192,760	18,882	29,029	52,340	23,513	32,417	--	--	--	--	245,763	108,660	883,570	64,285	947,856
Change	22,941	-996	602	1,662	1,969	-461	121	--	--	--	--	-3,669	-73	22,091	-16,890	5,203
Change, %	14.6%	-0.5%	3.3%	6.1%	3.9%	-1.9%	0.4%	--	--	--	--	-1.5%	-0.1%	2.6%	-20.8%	0.6%

## TENERIFE (main + secondary)

	United Kingdom	Germany	Belgium	France	Netherlands	Ireland	Italy witzerland	Denmark	Finland	Norway	Sweden	Nordics	Others	International	Mainland	TOTAL
2025	446,904	190,732	45,477	68,542	42,031	45,605	77,571	--	--	--	--	97,346	194,980	1,209,188	118,052	1,327,240
2026	446,683	185,803	47,458	68,765	43,405	50,009	76,953	--	--	--	--	99,042	220,691	1,238,806	112,628	1,351,433
Change	-221	-4,929	1,981	223	1,374	4,404	-618	--	--	--	--	1,696	25,711	29,618	-5,424	24,193
Change, %	0.0%	-2.6%	4.4%	0.3%	3.3%	9.7%	-0.8%	--	--	--	--	1.7%	13.2%	2.4%	-4.6%	1.8%

## LA PALMA (main + secondary)


	United Kingdom	Germany	Belgium	France	Netherlands	Ireland	Italy witzerland	Denmark	Finland	Norway	Sweden	Nordics	Others	International	Mainland	TOTAL
2025	12,804	29,405	226	1,254	1,680	1,950	1,004	--	--	--	--	2,548	6,260	57,131	6,040	63,171
2026	8,723	43,865	2,092	1,391	2,881	120	1,633	--	--	--	--	3,063	8,167	71,934	7,964	79,897
Change	-4,081	14,460	1,866	137	1,201	-1,830	629	--	--	--	--	515	1,907	14,803	1,924	16,726
Change, %	-31.9%	49.2%	825.7%	10.9%	71.5%	-93.8%	62.6%	--	--	--	--	20.2%	30.5%	25.9%	31.9%	26.5%

Source: Frontur (ISTAC). Tourist arrivals by air.

Note: on the result of the estimated Canary Islands total arrivals, tourists from La Gomera and El Hierro are included. Main tourists and secondary tourists are taken into account in each island. The sum of the islands does not match the total for the Canary Islands.

# Main tourist arrivals in the Canary Islands (ISTAC)

January - February 2026



## CANARY ISLANDS

	United Kingdom	Germany	Belgium	France	Netherlands	Ireland	Italy	Switzerland	Denmark	Finland	Norway	Sweden	Nordics	Others	International	Mainland	TOTAL
2025	982,531	545,288	79,336	161,302	130,268	143,013	148,189	31,819	90,346	68,703	126,454	102,233	387,736	346,989	2,956,471	264,124	3,220,595
2026	1,006,626	538,915	79,273	160,523	125,533	154,044	149,329	33,262	87,804	63,983	123,801	102,045	377,633	376,070	3,001,207	241,260	3,242,467
Change	24,095	-6,373	-63	-779	-4,735	11,031	1,140	1,443	-2,542	-4,720	-2,653	-188	-10,103	29,081	44,736	-22,864	21,872
Change, %	2.5%	-1.2%	-0.1%	-0.5%	-3.6%	7.7%	0.8%	4.5%	-2.8%	-6.9%	-2.1%	-0.2%	-2.6%	8.4%	1.5%	-8.7%	0.7%

## LANZAROTE

	United Kingdom	Germany	Belgium	France	Netherlands	Ireland	Italy	Switzerland	Denmark	Finland	Norway	Sweden	Nordics	Others	International	Mainland	TOTAL
2025	261,918	47,278	8,989	42,149	18,291	60,936	13,818	-	-	-	-	-	20,227	29,535	503,140	37,825	540,965
2026	264,094	52,347	9,569	39,603	15,292	69,571	18,458	-	-	-	-	-	14,396	26,954	510,281	33,928	544,210
Change	2,176	5,069	580	-2,546	-2,999	8,635	4,640	--	--	--	--	--	-5,831	-2,581	7,141	-3,897	3,245
Change, %	0.8%	10.7%	6.5%	-6.0%	-16.4%	14.2%	33.6%	--	--	--	--	--	-28.8%	-8.7%	1.4%	-10.3%	0.6%

## FUERTEVENTURA

	United Kingdom	Germany	Belgium	France	Netherlands	Ireland	Italy	Switzerland	Denmark	Finland	Norway	Sweden	Nordics	Others	International	Mainland	TOTAL
2025	137,522	124,486	6,693	24,839	19,613	12,279	25,986	-	-	-	-	-	19,531	50,120	421,069	23,062	444,131
2026	138,591	119,410	5,180	23,577	13,855	11,333	26,742	-	-	-	-	-	18,754	57,238	414,678	23,689	438,367
Change	1,069	-5,076	-1,513	-1,262	-5,758	-946	756	--	--	--	--	--	-777	7,118	-6,391	627	-5,764
Change, %	0.8%	-4.1%	-22.6%	-5.1%	-29.4%	-7.7%	2.9%	--	--	--	--	--	-4.0%	14.2%	-1.5%	2.7%	-1.3%

## GRAN CANARIA

	United Kingdom	Germany	Belgium	France	Netherlands	Ireland	Italy	Switzerland	Denmark	Finland	Norway	Sweden	Nordics	Others	International	Mainland	TOTAL
2025	137,848	174,223	18,064	26,702	50,316	22,957	31,749	-	-	-	-	-	248,713	105,376	815,948	80,227	896,175
2026	155,138	184,101	17,265	28,284	51,571	23,156	31,613	-	-	-	-	-	244,656	104,809	840,591	63,465	904,057
Change	17,290	9,878	-799	1,582	1,255	199	-136	--	--	--	--	--	-4,057	-567	24,643	-16,762	7,882
Change, %	12.5%	5.7%	-4.4%	5.9%	2.5%	0.9%	-0.4%	--	--	--	--	--	-1.6%	-0.5%	3.0%	-20.9%	0.9%

## TENERIFE

	United Kingdom	Germany	Belgium	France	Netherlands	Ireland	Italy	Switzerland	Denmark	Finland	Norway	Sweden	Nordics	Others	International	Mainland	TOTAL
2025	441,607	175,045	45,109	67,232	40,281	44,879	76,040	-	-	-	-	-	96,404	189,328	1,175,925	115,790	1,291,715
2026	445,140	160,446	46,884	67,866	42,136	49,880	71,786	-	-	-	-	-	96,996	214,956	1,196,090	110,921	1,307,010
Change	3,533	-14,599	1,775	634	1,855	5,001	-4,254	--	--	--	--	--	592	25,628	20,165	-4,869	15,295
Change, %	0.8%	-8.3%	3.9%	0.9%	4.6%	11.1%	-5.6%	--	--	--	--	--	0.6%	13.5%	1.7%	-4.2%	1.2%

## LA PALMA


	United Kingdom	Germany	Belgium	France	Netherlands	Ireland	Italy	Switzerland	Denmark	Finland	Norway	Sweden	Nordics	Others	International	Mainland	TOTAL
2025	2,300	19,822	210	243	1,532	1,736	379	-	-	-	-	-	2,009	3,657	31,889	5,722	37,610
2026	2,956	19,954	246	1,025	2,329	5	495	-	-	-	-	-	2,179	4,279	33,467	7,578	41,045
Change	656	132	36	782	797	-1,731	116	--	--	--	--	--	170	622	1,578	1,856	3,435
Change, %	28.5%	0.7%	17.1%	321.8%	52.0%	-99.7%	30.6%	--	--	--	--	--	8.5%	17.0%	4.9%	32.4%	9.1%

Source: Frontur (ISTAC). Tourist arrivals by air.

Note: on the result of the estimated Canary Islands total arrivals, tourists from La Gomera and El Hierro are included. Only main tourists are taken into account in each island.

## Secondary tourist arrivals in the Canary Islands (ISTAC)

January - February 2026



### LANZAROTE

	United Kingdom	Germany	Belgium	France	Netherlands	Ireland	Italy	Switzerland	Denmark	Finland	Norway	Sweden	Nordics	Others	International	Mainland	TOTAL
2025	22,278	17,937	228	705	208	1,090	1,529	0	0	0	0	0	338	3,534	47,849	800	48,649
2026	25,728	25,277	1,863	518	937	486	5,705	0	0	0	0	0	929	5,902	67,344	923	68,267
Change	3,450	7,340	1,635	-187	729	-604	4,176	--	--	--	--	--	591	2,368	19,495	123	19,618
Change, %	15.5%	40.9%	717.1%	-26.5%	350.5%	-55.4%	273.1%	--	--	--	--	--	174.9%	67.0%	40.7%	15.4%	40.3%

### FUERTEVENTURA

	United Kingdom	Germany	Belgium	France	Netherlands	Ireland	Italy	Switzerland	Denmark	Finland	Norway	Sweden	Nordics	Others	International	Mainland	TOTAL
2025	17,779	25,617	67	703	199	502	724	0	0	0	0	0	225	3,242	49,057	311	49,367
2026	10,845	15,639	1,595	414	607	594	4,768	0	0	0	0	0	799	4,220	39,480	301	39,780
Change	-6,934	-9,978	1,528	-289	408	92	4,044	--	--	--	--	--	574	978	-9,577	-10	-9,587
Change, %	-39.0%	-39.0%	2280.6%	-41.1%	205.0%	18.3%	558.6%	--	--	--	--	--	255.1%	30.2%	-19.5%	-3.2%	-19.4%

### GRAN CANARIA

	United Kingdom	Germany	Belgium	France	Netherlands	Ireland	Italy	Switzerland	Denmark	Finland	Norway	Sweden	Nordics	Others	International	Mainland	TOTAL
2025	19,420	19,533	216	665	55	1,017	547	0	0	0	0	0	719	3,357	45,531	948	46,478
2026	25,071	8,659	1,617	745	769	357	804	0	0	0	0	0	1,107	3,851	42,979	820	43,799
Change	5,651	-10,874	1,401	80	714	-660	257	--	--	--	--	--	388	494	-2,552	-128	-2,679
Change, %	29.1%	-55.7%	648.6%	12.0%	1298.2%	-64.9%	47.0%	--	--	--	--	--	54.0%	14.7%	-5.6%	-13.5%	-5.8%

### TENERIFE


	United Kingdom	Germany	Belgium	France	Netherlands	Ireland	Italy	Switzerland	Denmark	Finland	Norway	Sweden	Nordics	Others	International	Mainland	TOTAL
2025	5,297	15,687	368	1,310	1,750	726	1,531	0	0	0	0	0	942	5,652	33,263	2,262	35,525
2026	1,543	25,357	574	899	1,269	129	5,167	0	0	0	0	0	2,046	5,735	42,716	1,707	44,423
Change	-3,754	9,670	206	-411	-481	-597	3,636	--	--	--	--	--	1,104	83	9,453	-555	8,898
Change, %	-70.9%	61.6%	56.0%	-31.4%	-27.5%	-82.2%	237.5%	--	--	--	--	--	117.2%	1.5%	28.4%	-24.5%	25.0%

### LA PALMA

	United Kingdom	Germany	Belgium	France	Netherlands	Ireland	Italy	Switzerland	Denmark	Finland	Norway	Sweden	Nordics	Others	International	Mainland	TOTAL
2025	10,504	9,583	16	1,011	148	214	625	0	0	0	0	0	539	2,603	25,242	318	25,561
2026	5,767	23,911	1,846	366	552	115	1,138	0	0	0	0	0	884	3,888	38,467	386	38,852
Change	-4,737	14,328	1,830	-645	404	-99	513	--	--	--	--	--	345	1,285	13,225	68	13,291
Change, %	-45.1%	149.5%	11437.5%	-63.8%	273.0%	-46.3%	82.1%	--	--	--	--	--	64.0%	49.4%	52.4%	21.4%	52.0%

# International tourist arrivals in Spain (INE)

February 2026



## BY COUNTRY OF RESIDENCE

### Monthly

	UK	Germany	Belgium	France	Netherlands	Ireland	Italy	Switzerland	Denmark	Finland	Norway	Sweden	Nordics	Russia	Portugal	Austria	Others	INTERNATIONAL
Feb-25	1,004,820	620,687	164,069	721,769	272,233	146,467	323,521	115,169	80,717	54,398	106,916	129,755	371,786	0	153,257	77,255	1,445,143	5,416,176
Feb-26	1,022,541	629,604	179,080	687,434	243,482	158,271	357,077	101,846	93,125	59,047	103,861	113,373	369,406	0	165,274	80,509	1,574,512	5,569,036
Change	17,721	8,917	15,011	-34,335	-28,751	11,804	33,556	-13,323	12,408	4,649	-3,055	-16,382	-2,380	--	12,017	3,254	129,369	152,860
Change, %	1.8%	1.4%	9.1%	-4.8%	-10.6%	8.1%	10.4%	-11.6%	15.4%	8.5%	-2.9%	-12.6%	-0.6%	--	7.8%	4.2%	9.0%	2.8%

### Year-to-date

	UK	Germany	Belgium	France	Netherlands	Ireland	Italy	Switzerland	Denmark	Finland	Norway	Sweden	Nordics	Russia	Portugal	Austria	Others	INTERNATIONAL
Jan-Feb25	1,873,342	1,158,520	312,563	1,364,893	498,898	309,791	663,661	221,154	165,228	106,098	202,376	246,095	719,797	0	306,891	118,416	2,935,226	10,483,152
Jan-Feb26	1,919,636	1,156,931	316,042	1,205,222	473,602	331,701	724,794	208,661	181,254	112,373	202,960	226,930	723,517	--	350,152	118,081	3,167,953	10,696,292
Change	46,294	-1,589	3,479	-159,671	-25,296	21,910	61,133	-12,493	16,026	6,275	584	-19,165	3,720	--	43,261	-335	232,727	213,140
Change, %	2.5%	-0.1%	1.1%	-11.7%	-5.1%	7.1%	9.2%	-5.6%	9.7%	5.9%	0.3%	-7.8%	0.5%	--	14.1%	-0.3%	7.9%	2.0%

## BY AUTONOMOUS COMMUNITY

### Monthly

	Canary Islands	Andalusia	Aragon	Asturias	aric Islands	Cantabria	C y Leon	C La Mancha	Catalonia	Iencian Region	Extremadura	Galicia	Madrid	Murcia	Navarre	ue Country	La Rioja	SPAIN
Feb-25	1,444,574	776,456	54,770	0	238,284	12,446	81,577	0	1,141,042	670,530	0	80,034	647,653	61,699	0	116,546	0	5,416,176
Feb-26	1,492,242	784,734	37,137	0	219,055	11,796	70,101	0	1,187,379	740,365	0	76,312	659,007	65,944	0	161,021	0	5,569,036
Change	47,668	8,278	-17,633	0	-19,229	-650	-11,476	0	46,337	69,835	0	-3,722	11,354	4,245	0	44,475	0	152,860
Change, %	3.3%	1.1%	-32.2%	--	-8.1%	-5.2%	-14.1%	--	4.1%	10.4%	--	-4.7%	1.8%	6.9%	--	38.2%	--	2.8%


### Year-to-date

	Canary Islands	Andalusia	Aragon	Asturias	aric Islands	Cantabria	C y Leon	C La Mancha	Catalonia	Iencian Region	Extremadura	Galicia	Madrid	Murcia	Navarre	ue Country	La Rioja	SPAIN
Jan-Feb25	2,805,346	1,469,923	83,672	20,091	385,978	31,998	161,981	19,739	2,218,962	1,270,289	0	195,541	1,352,316	130,317	0	201,678	0	10,483,152
Jan-Feb26	2,920,164	1,504,898	67,310	18,224	353,714	38,388	158,613	21,989	2,198,281	1,319,085	0	179,332	1,425,372	128,392	0	257,411	0	10,696,292
Change	114,818	34,975	-16,362	-1,867	-32,264	6,390	-3,368	2,250	-20,681	48,796	0	-16,209	73,056	-1,925	0	55,733	0	213,140
Change, %	4.1%	2.4%	-19.6%	-9.3%	-8.4%	20.0%	-2.1%	11.4%	-0.9%	3.8%	--	-8.3%	5.4%	-1.5%	--	27.6%	--	2.0%

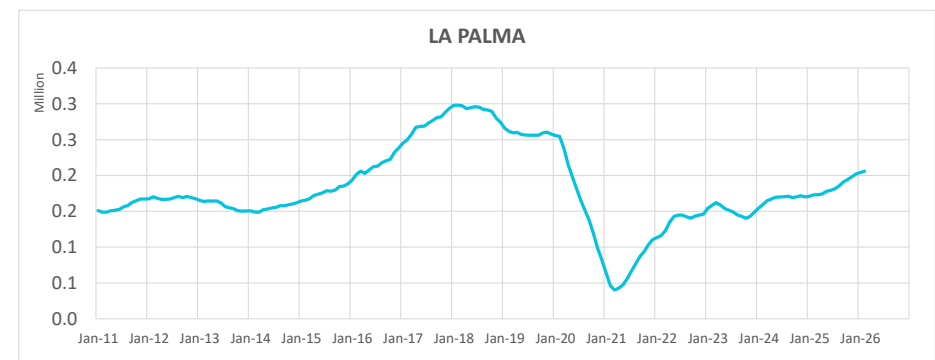
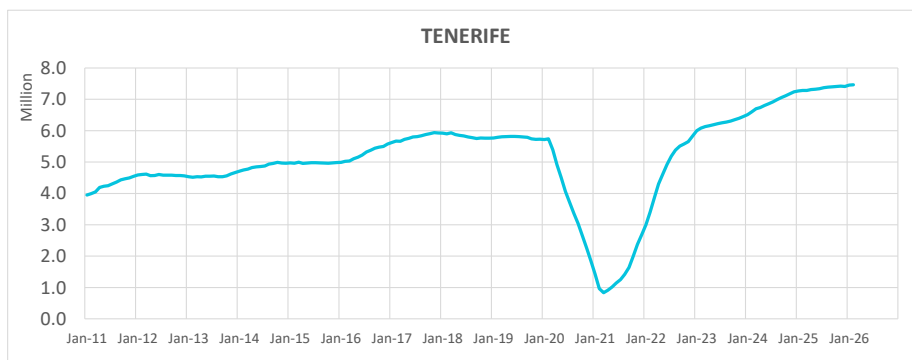
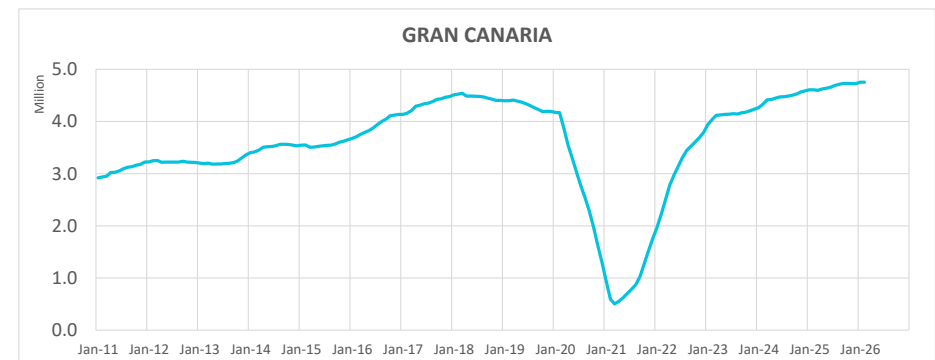
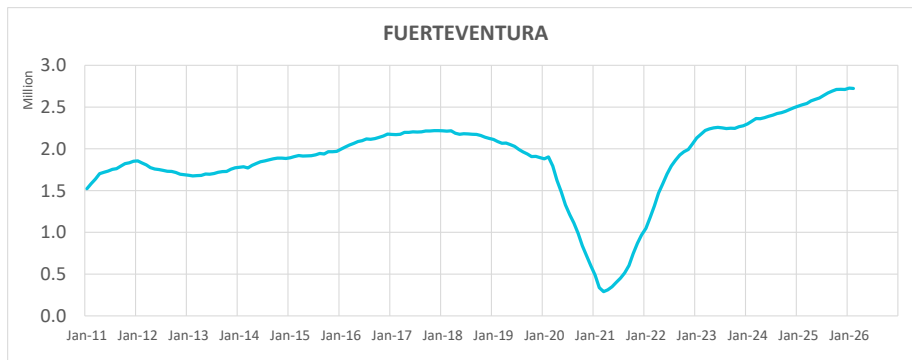
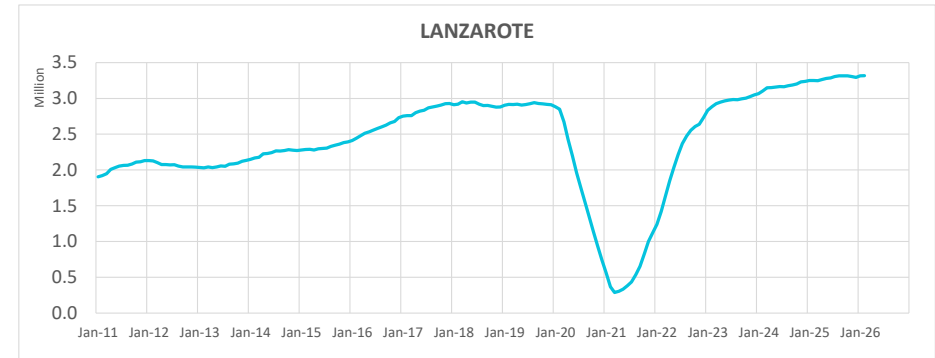
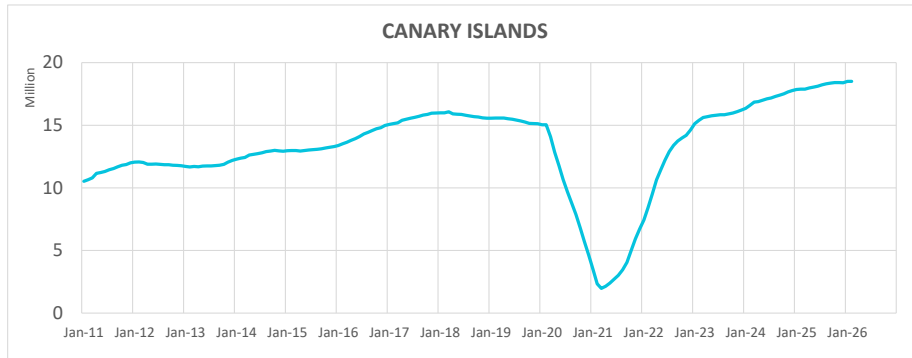
Note: Since March 2022, "Russia" is included in Others Source: Frontur (INE)

# Main tourist arrivals in the Canary Islands (ISTAC)

February 2026



## Tourist arrivals in the Canary Islands (12-month moving sum)



Source: Frontur (ISTAC). Tourist arrivals by air.

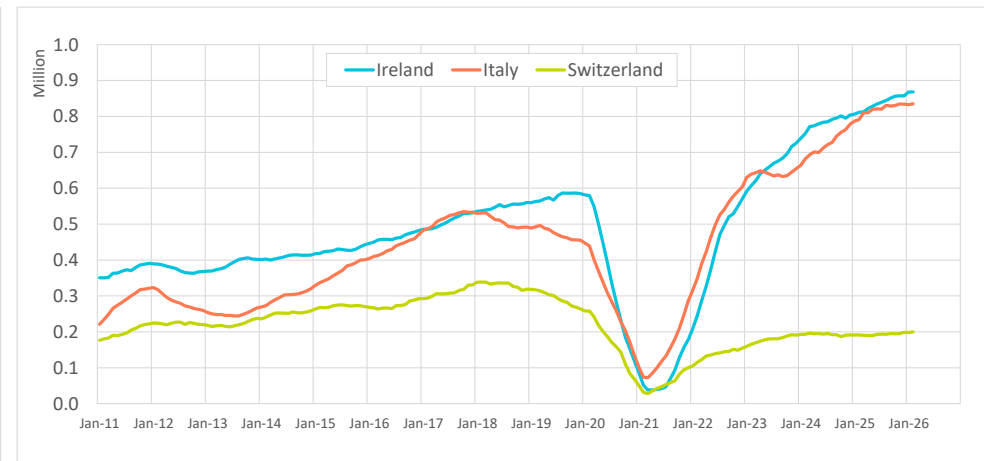
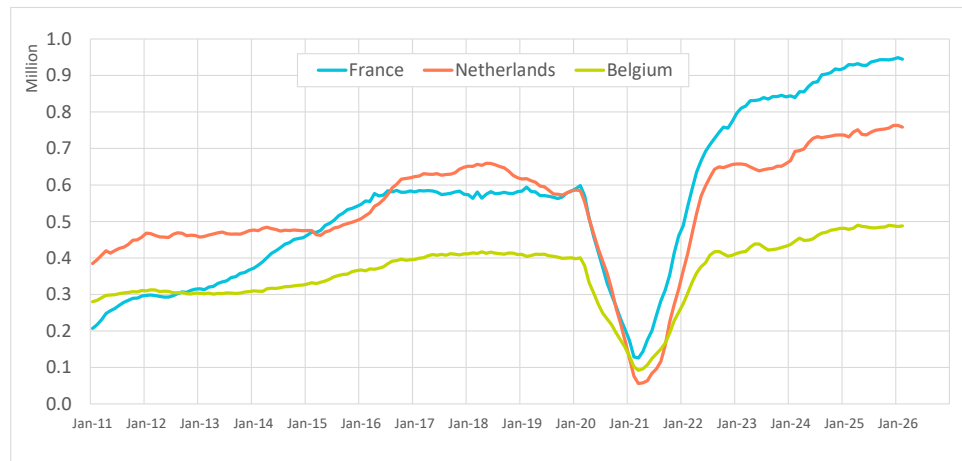
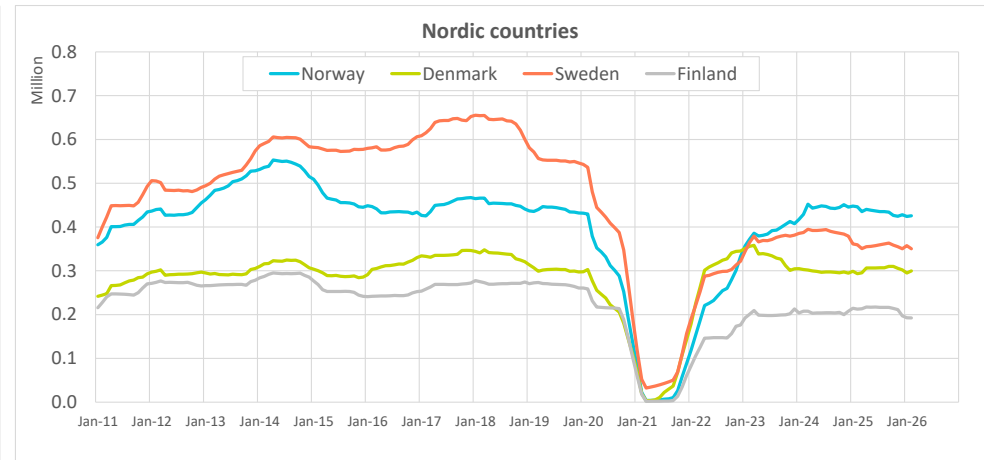
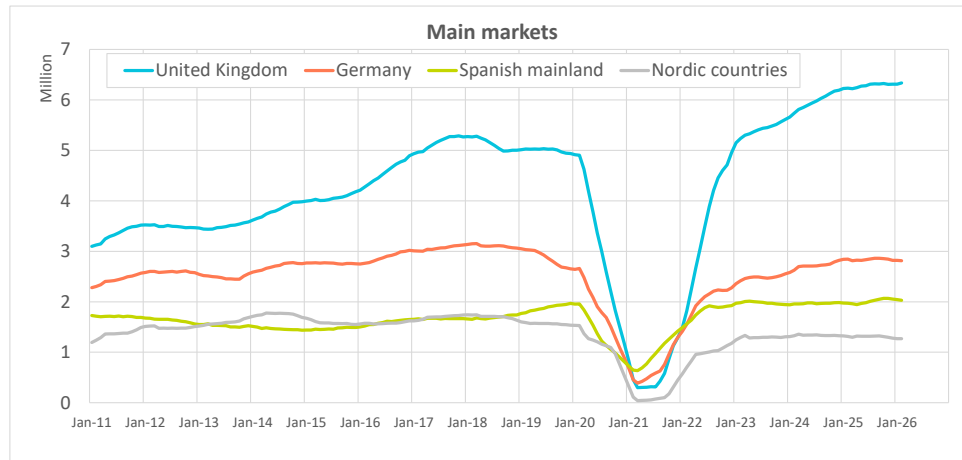
Note: on the result of the estimated Canary Islands total arrivals, tourists from La Gomera and El Hierro are included. Only main tourists are taken into account in each island.

# Main tourist arrivals in the Canary Islands (ISTAC)

February 2026




## Tourist arrivals in the Canary Islands (12-month moving sum)



Source: Frontur (ISTAC), Tourist arrivals by air.

# Tourist arrivals in the Canary Islands (ISTAC)

February 2026



## Number of tourists by holiday package booking and country of residence

### February 2026

	Book	Do not book	TOTAL	% Book	% Do not book
<b>International</b>	802,690	722,687	1,525,378	52.6%	47.4%
- Germany	158,274	102,955	261,229	60.6%	39.4%
- Netherlands	37,347	27,811	65,158	57.3%	42.7%
- Ireland	20,998	50,696	71,695	29.3%	70.7%
- Nordics	116,766	72,235	189,001	61.8%	38.2%
- United Kingdom	318,289	213,336	531,625	59.9%	40.1%
- Switzerland	6,620	12,443	19,063	34.7%	65.3%
- Others	144,396	243,211	387,607	37.3%	62.7%
<b>Spanish Mainland</b>	25,519	87,284	112,803	22.6%	77.4%
<b>TOTAL</b>	828,209	809,971	1,638,181	50.6%	49.4%

### January - February 2026

	Book	Do not book	TOTAL	% Book	% Do not book
<b>International</b>	--	--	--	--	--
- Germany	--	--	--	--	--
- Netherlands	--	--	--	--	--
- Ireland	--	--	--	--	--
- Nordics	--	--	--	--	--
- United Kingdom	--	--	--	--	--
- Switzerland	--	--	--	--	--
- Others	--	--	--	--	--
<b>Spanish Mainland</b>	--	--	--	--	--
<b>TOTAL</b>	--	--	--	--	--

## Share of tourists by accommodation type and country of residence

### February 2026

	Hotels and similar	Apartments	Property	Cruise	House of friend or relative	Others
<b>International</b>	63.4%	19.2%	2.0%	5.4%	3.1%	7.0%
- Germany	62.6%	11.1%	1.8%	14.1%	2.6%	7.8%
- Netherlands	64.2%	23.9%	1.7%	0.4%	2.0%	7.8%
- Ireland	57.1%	28.1%	1.4%	0.2%	1.0%	12.2%
- Nordics	65.5%	29.6%	1.4%	0.5%	1.8%	1.2%
- United Kingdom	65.7%	20.5%	1.7%	4.3%	1.7%	6.0%
- Switzerland	60.7%	17.7%	5.4%	4.3%	5.2%	6.7%
- Others	60.9%	15.4%	2.8%	5.4%	6.3%	9.4%
<b>Spanish Mainland</b>	58.3%	6.7%	1.7%	1.9%	19.9%	11.5%
<b>TOTAL</b>	63.0%	18.3%	1.9%	5.2%	4.2%	7.3%

### January - February 2026

	Hotels and similar	Apartments	Property	Cruise	House of friend or relative	Others
<b>International</b>	--	--	--	--	--	--
- Germany	--	--	--	--	--	--
- Netherlands	--	--	--	--	--	--
- Ireland	--	--	--	--	--	--
- Nordics	--	--	--	--	--	--
- United Kingdom	--	--	--	--	--	--
- Switzerland	--	--	--	--	--	--
- Others	--	--	--	--	--	--
<b>Spanish Mainland</b>	--	--	--	--	--	--
<b>TOTAL</b>	--	--	--	--	--	--

Source: Frontur (ISTAC). Tourist arrivals by air.

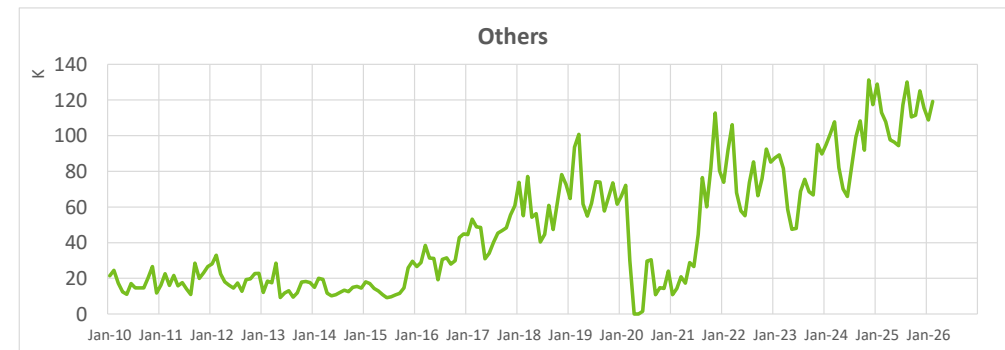
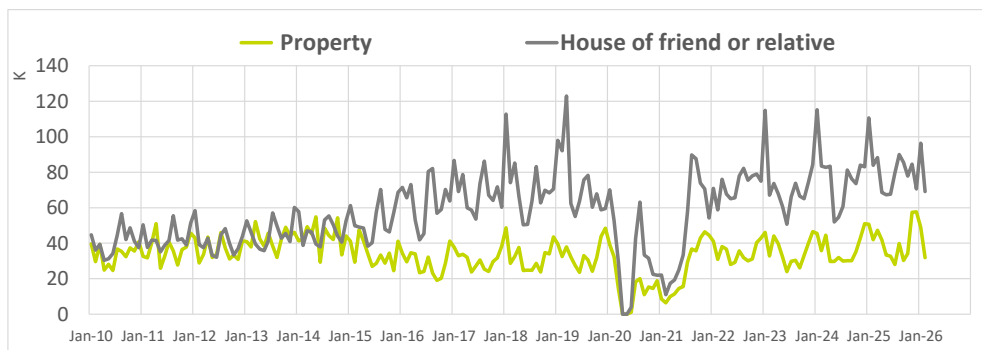
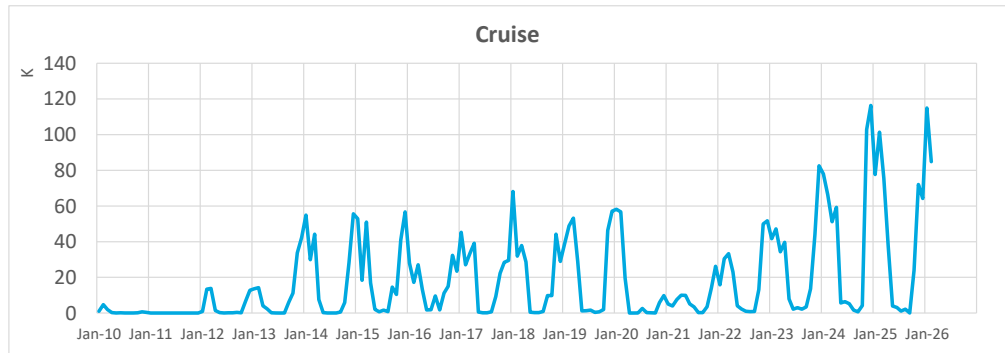
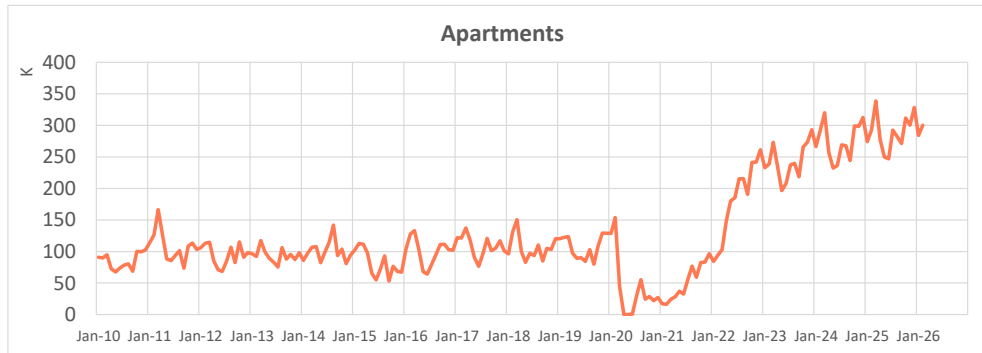
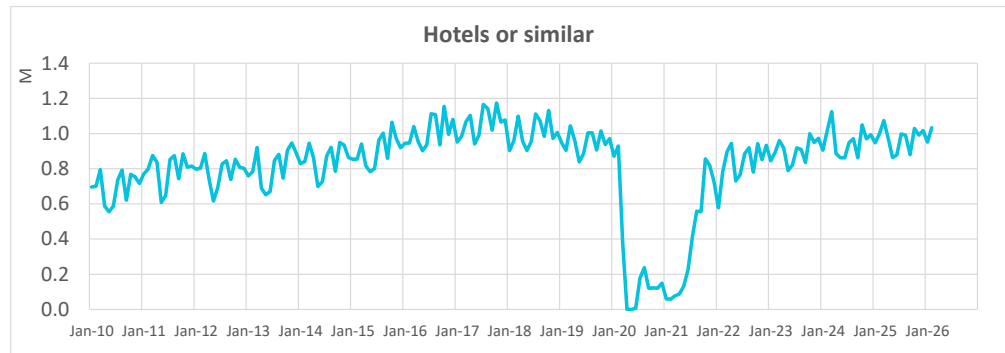
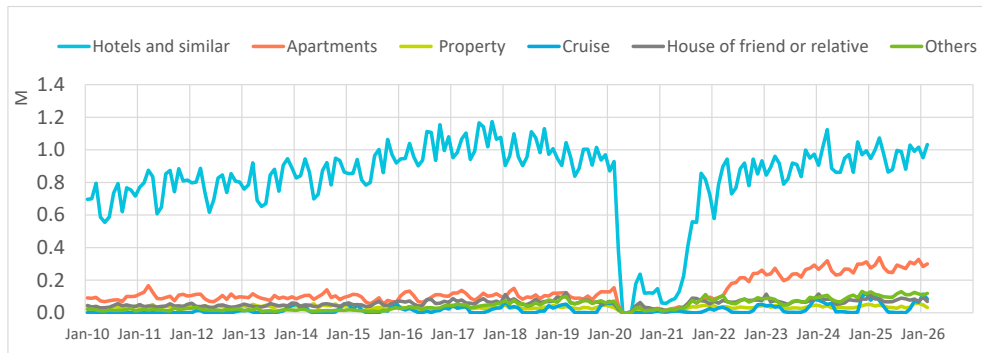
Note: on the result of the estimated Canary Islands total arrivals, tourists from La Gomera and El Hierro are included.

# Tourist arrivals in the Canary Islands (ISTAC)

February 2026




## Number of tourists by type of accommodation



# Total tourist arrivals in the Canary Islands (ISTAC)

February 2026



## Number of tourists by holiday package booking and island of stay

February 2026

	Lanzarote	Fuerteventura	Gran Canaria	Tenerife	La Palma	CANARY ISLANDS	
<b>Book</b>	<b>Total</b>	<b>139,405</b>	<b>160,618</b>	<b>252,201</b>	<b>326,130</b>	<b>17,130</b>	<b>828,209</b>
	- International	136,983	156,940	249,725	309,608	16,721	<b>802,690</b>
	- Spanish Mainland	2,422	3,678	2,476	16,522	409	<b>25,519</b>
<b>Do not book</b>	<b>Total</b>	<b>163,476</b>	<b>87,525</b>	<b>207,392</b>	<b>351,280</b>	<b>15,722</b>	<b>809,971</b>
	- International	149,679	80,581	179,853	314,397	12,763	<b>722,687</b>
	- Spanish Mainland	13,797	6,944	27,539	36,883	2,959	<b>87,284</b>
<b>TOTAL</b>	<b>All markets</b>	<b>302,880</b>	<b>248,144</b>	<b>459,594</b>	<b>677,411</b>	<b>32,852</b>	<b>1,638,181</b>
	- International	286,661	237,522	429,578	624,005	29,484	<b>1,525,378</b>
	- Spanish Mainland	16,219	10,622	30,016	53,406	3,368	<b>112,803</b>
<b>% book package</b>	<b>Total</b>	<b>46.0%</b>	<b>64.7%</b>	<b>54.9%</b>	<b>48.1%</b>	<b>52.1%</b>	<b>50.6%</b>
	- International	47.8%	66.1%	58.1%	49.6%	56.7%	<b>52.6%</b>
	- Spanish Mainland	14.9%	34.6%	8.2%	30.9%	12.1%	<b>22.6%</b>

January - February 2026

	Lanzarote	Fuerteventura	Gran Canaria	Tenerife	La Palma	CANARY ISLANDS	
<b>Book</b>	<b>Total</b>	<b>300,186</b>	<b>302,392</b>	<b>510,754</b>	<b>642,040</b>	<b>44,803</b>	<b>1,610,157</b>
	- International	296,131	295,194	505,575	605,640	43,997	<b>1,556,354</b>
	- Spanish Mainland	4,055	7,198	5,179	36,400	806	<b>53,803</b>
<b>Do not book</b>	<b>Total</b>	<b>312,293</b>	<b>175,754</b>	<b>437,101</b>	<b>709,393</b>	<b>35,093</b>	<b>1,632,312</b>
	- International	281,496	158,963	377,995	633,166	27,936	<b>1,444,855</b>
	- Spanish Mainland	30,797	16,791	59,106	76,227	7,157	<b>187,457</b>
<b>TOTAL</b>	<b>All markets</b>	<b>612,478</b>	<b>478,146</b>	<b>947,856</b>	<b>1,351,434</b>	<b>79,896</b>	<b>3,242,469</b>
	- International	577,626	454,158	883,570	1,238,806	71,933	<b>3,001,209</b>
	- Spanish Mainland	34,852	23,988	64,286	112,628	7,963	<b>241,260</b>
<b>% book package</b>	<b>Total</b>	<b>49.0%</b>	<b>63.2%</b>	<b>53.9%</b>	<b>47.5%</b>	<b>56.1%</b>	<b>49.7%</b>
	- International	51.3%	65.0%	57.2%	48.9%	61.2%	<b>51.9%</b>
	- Spanish Mainland	11.6%	30.0%	8.1%	32.3%	10.1%	<b>22.3%</b>

## Share of tourists by accommodation type and island of stay

February 2026

	Lanzarote	Fuerteventura	Gran Canaria	Tenerife	La Palma	CANARY ISLANDS	
<b>International</b>	Hotels	52.6%	72.5%	63.0%	60.0%	24.4%	<b>63.4%</b>
	Apartments	21.8%	12.1%	20.4%	18.4%	12.4%	<b>19.2%</b>
	Property	2.3%	0.8%	1.3%	2.5%	0.7%	<b>2.0%</b>
	Cruise	5.8%	7.5%	9.7%	9.8%	37.9%	<b>5.4%</b>
	House of friend or relative	1.9%	2.8%	3.5%	3.0%	4.6%	<b>3.1%</b>
	Others	15.6%	4.3%	2.0%	6.3%	19.9%	<b>7.0%</b>
	<b>Spanish Mainland</b>	Hotels	52.2%	69.0%	59.5%	58.0%	50.8%
Apartments		11.9%	5.8%	5.4%	6.5%	1.9%	<b>6.7%</b>
Property		2.9%	2.2%	1.8%	1.3%	0.0%	<b>1.7%</b>
Cruise		0.0%	0.0%	1.4%	3.2%	0.0%	<b>1.9%</b>
House of friend or relative		16.5%	11.6%	24.5%	18.3%	42.1%	<b>19.9%</b>
Others		16.6%	11.4%	7.3%	12.6%	5.3%	<b>11.5%</b>
<b>TOTAL</b>		Hotels	52.6%	72.3%	62.7%	59.8%	27.1%
	Apartments	21.2%	11.8%	19.4%	17.4%	11.3%	<b>18.3%</b>
	Property	2.3%	0.9%	1.4%	2.4%	0.7%	<b>1.9%</b>
	Cruise	5.5%	7.1%	9.2%	9.3%	34.0%	<b>5.2%</b>
	House of friend or relative	2.7%	3.2%	4.9%	4.2%	8.4%	<b>4.2%</b>
	Others	15.7%	4.6%	2.4%	6.8%	18.4%	<b>7.3%</b>

January - February 2026

	Lanzarote	Fuerteventura	Gran Canaria	Tenerife	La Palma	CANARY ISLANDS	
<b>International</b>	Hotels	50.8%	71.7%	59.6%	56.9%	21.2%	<b>61.6%</b>
	Apartments	21.2%	11.5%	19.8%	17.8%	10.4%	<b>18.9%</b>
	Property	2.9%	1.4%	1.5%	3.0%	1.4%	<b>2.5%</b>
	Cruise	10.2%	7.9%	12.8%	11.6%	45.0%	<b>6.5%</b>
	House of friend or relative	1.6%	3.5%	4.3%	3.7%	4.0%	<b>3.7%</b>
	Others	13.3%	4.0%	1.9%	7.1%	17.9%	<b>6.8%</b>
	<b>Spanish Mainland</b>	Hotels	52.5%	64.4%	54.7%	57.2%	47.5%
Apartments		11.5%	5.8%	5.5%	6.3%	4.3%	<b>6.8%</b>
Property		2.7%	5.2%	3.0%	1.5%	0.4%	<b>2.4%</b>
Cruise		0.0%	0.0%	1.1%	2.5%	0.0%	<b>1.5%</b>
House of friend or relative		18.9%	14.4%	30.2%	21.6%	31.4%	<b>23.2%</b>
Others		14.5%	10.2%	5.4%	10.9%	16.4%	<b>10.1%</b>
<b>TOTAL</b>		Hotels	50.9%	71.4%	59.3%	56.9%	23.8%
	Apartments	20.6%	11.2%	18.8%	16.8%	9.8%	<b>18.0%</b>
	Property	2.9%	1.6%	1.6%	2.9%	1.3%	<b>2.5%</b>
	Cruise	9.6%	7.5%	12.0%	10.8%	40.6%	<b>6.2%</b>
	House of friend or relative	2.6%	4.1%	6.1%	5.2%	6.7%	<b>5.1%</b>
	Others	13.4%	4.3%	2.1%	7.4%	17.8%	<b>7.0%</b>

Source: Frontur (ISTAC). Tourist arrivals by air.

Note: in the islands are included tourists who have chosen the island as the main destination of their trip or as a secondary destination.