

Tourist arrivals in the Canary Islands by country of residence

January 2017



CANARY ISLANDS

	United Kingdom	Germany	Belgium	France	Netherlands	Ireland	Italy	Switzerland	Denmark	Finland	Norway	Sweden	Nordics	Others	International	Mainland	TOTAL
2016	310,385	260,551	31,549	38,535	45,808	33,199	38,027	18,434	45,558	40,571	70,140	97,425	253,694	78,769	1,108,952	100,056	1,209,008
2017	352,657	250,799	32,719	35,722	48,917	36,541	50,891	18,455	49,437	41,792	62,591	99,714	253,534	103,159	1,183,394	103,749	1,287,143
Change	42,272	-9,752	1,170	-2,813	3,109	3,342	12,864	21	3,879	1,221	-7,549	2,289	-160	24,390	74,442	3,693	78,135
Change, %	13.6%	-3.7%	3.7%	-7.3%	6.8%	10.1%	33.8%	0.1%	8.5%	3.0%	-10.8%	2.3%	-0.1%	31.0%	6.7%	3.7%	6.5%

LANZAROTE

	United Kingdom	Germany	Belgium	France	Netherlands	Ireland	Italy	Switzerland	Denmark	Finland	Norway	Sweden	Nordics	Others	International	Mainland	TOTAL
2016	82,750	40,630	3,275	10,050	7,321	15,149	3,045	n.d.	n.d.	n.d.	n.d.	n.d.	18,732	n.d.	191,820	17,710	209,529
2017	100,516	51,848	3,978	8,292	9,208	17,188	5,814	n.d.	n.d.	n.d.	n.d.	n.d.	18,258	n.d.	229,948	18,169	248,117
Change	17,766	11,218	703	-1,758	1,887	2,039	2,769	--	--	--	--	--	-474	--	38,128	459	38,588
Change, %	21.5%	27.6%	21.5%	-17.5%	25.8%	13.5%	90.9%	--	--	--	--	--	-2.5%	--	19.9%	2.6%	18.4%

FUERTEVENTURA

	United Kingdom	Germany	Belgium	France	Netherlands	Ireland	Italy	Switzerland	Denmark	Finland	Norway	Sweden	Nordics	Others	International	Mainland	TOTAL
2016	37,423	82,203	1,333	7,311	4,453	2,264	8,272	n.d.	n.d.	n.d.	n.d.	n.d.	15,725	n.d.	173,651	9,140	182,791
2017	37,456	95,524	1,502	7,117	5,487	3,379	10,302	n.d.	n.d.	n.d.	n.d.	n.d.	18,297	n.d.	195,106	10,384	205,490
Change	33	13,321	169	-194	1,034	1,115	2,030	--	--	--	--	--	2,572	--	21,455	1,244	22,699
Change, %	0.1%	16.2%	12.7%	-2.7%	23.2%	49.2%	24.5%	--	--	--	--	--	16.4%	--	12.4%	13.6%	12.4%

GRAN CANARIA

	United Kingdom	Germany	Belgium	France	Netherlands	Ireland	Italy	Switzerland	Denmark	Finland	Norway	Sweden	Nordics	Others	International	Mainland	TOTAL
2016	41,079	96,462	8,070	6,298	20,541	5,390	8,986	n.d.	n.d.	n.d.	n.d.	n.d.	147,830	n.d.	364,223	32,195	396,418
2017	56,673	94,841	7,942	6,461	17,932	6,480	11,483	n.d.	n.d.	n.d.	n.d.	n.d.	129,184	n.d.	367,051	34,518	401,569
Change	15,594	-1,621	-128	163	-2,609	1,090	2,497	--	--	--	--	--	-18,646	--	2,828	2,323	5,151
Change, %	38.0%	-1.7%	-1.6%	2.6%	-12.7%	20.2%	27.8%	--	--	--	--	--	-12.6%	--	0.8%	7.2%	1.3%

TENERIFE


	United Kingdom	Germany	Belgium	France	Netherlands	Ireland	Italy	Switzerland	Denmark	Finland	Norway	Sweden	Nordics	Others	International	Mainland	TOTAL
2016	149,466	83,068	17,268	14,729	12,587	10,222	21,972	n.d.	n.d.	n.d.	n.d.	n.d.	70,977	n.d.	427,879	43,100	470,980
2017	172,074	95,160	18,374	14,047	13,920	9,782	25,168	n.d.	n.d.	n.d.	n.d.	n.d.	84,356	n.d.	490,765	46,545	537,310
Change	22,608	12,092	1,106	-682	1,333	-440	3,196	--	--	--	--	--	13,379	--	62,886	3,445	66,330
Change, %	15.1%	14.6%	6.4%	-4.6%	10.6%	-4.3%	14.5%	--	--	--	--	--	18.8%	--	14.7%	8.0%	14.1%

Source: Frontur (ISTAC). Tourist arrivals by air. Note 1: on the result of the estimated Canary Islands total arrivals, tourists from La Gomera, La Palma and El Hierro are included.

Note 2: The sum of the islands may not coincide with the result of the Canary Islands, since there are tourists visiting more than one island on their trip.

Tourist arrivals by country of residence (*)

January 2017



CANARY ISLANDS

	UK	Germany	Belgium	France	Netherlands	Ireland	Italy	Switzerland	Denmark	Finland	Norway	Sweden	Nordics	Russia	Portugal	Austria	Others	INTERNATIONAL
2016	332,017	233,016	36,556	32,445	40,773	42,081	36,266	14,896	54,308	29,239	73,388	116,190	273,125	8,134	0	0	43,134	1,108,379
2017	385,125	253,868	17,840	33,653	46,590	40,267	38,321	21,110	62,701	91,829	33,605	59,681	247,816	0	0	0	85,562	1,193,419
Change	53,108	20,852	-18,716	1,208	5,817	-1,814	2,055	6,214	8,393	62,590	-39,783	-56,509	-25,309	-8,134	0	0	42,428	85,040
Change, %	16.0%	8.9%	-51.2%	3.7%	14.3%	-4.3%	5.7%	41.7%	15.5%	214.1%	-54.2%	-48.6%	-9.3%	-100.0%	--	--	98.4%	7.7%

ANDALUSIA

	UK	Germany	Belgium	France	Netherlands	Ireland	Italy	Switzerland	Denmark	Finland	Norway	Sweden	Nordics	Russia	Portugal	Austria	Others	INTERNATIONAL
2016	110,424	46,118	16,682	60,812	20,130	7,874	19,828	8,867	12,107	0	3,886	33,302	49,295	10,354	18,740	3,649	66,071	453,459
2017	131,179	46,292	28,257	46,904	25,313	16,999	30,438	6,465	0	0	17,795	19,396	37,191	6,190	24,666	0	87,823	521,116
Change	20,755	174	11,575	-13,908	5,183	9,125	10,610	-2,402	-12,107	0	13,909	-13,906	-12,104	-4,164	5,926	-3,649	21,752	67,657
Change, %	18.8%	0.4%	69.4%	-22.9%	25.7%	115.9%	53.5%	-27.1%	-100.0%	--	357.9%	-41.8%	-24.6%	-40.2%	31.6%	-100.0%	32.9%	14.9%

BALEARIC ISLANDS

	UK	Germany	Belgium	France	Netherlands	Ireland	Italy	Switzerland	Denmark	Finland	Norway	Sweden	Nordics	Russia	Portugal	Austria	Others	INTERNATIONAL
2016	14,940	55,191	2,848	4,526	1,797	0	5,007	2,591	0	0	0	3,078	3,078	0	0	1,866	4,410	102,379
2017	11,125	49,653	2,280	2,124	5,989	0	2,662	7,306	0	0	0	4,399	4,399	0	0	3,753	7,912	107,087
Change	-3,815	-5,538	-568	-2,402	4,192	0	-2,345	4,715	0	0	0	1,321	1,321	0	0	1,887	3,502	4,708
Change, %	-25.5%	-10.0%	-19.9%	-53.1%	233.3%	--	-46.8%	182.0%	--	--	--	42.9%	42.9%	--	--	101.1%	79.4%	4.6%

CATALONIA

	UK	Germany	Belgium	France	Netherlands	Ireland	Italy	Switzerland	Denmark	Finland	Norway	Sweden	Nordics	Russia	Portugal	Austria	Others	INTERNATIONAL
2016	66,094	61,085	16,748	216,932	28,908	13,450	75,834	27,587	4,365	3,149	4,020	12,645	24,179	26,913	13,937	0	267,711	865,842
2017	68,035	69,364	17,945	197,893	21,129	2,891	80,691	14,660	11,064	7,561	4,409	7,365	30,399	35,970	6,367	17,149	270,252	850,457
Change	1,941	8,279	1,197	-19,039	-7,779	-10,559	4,857	-12,927	6,699	4,412	389	-5,280	6,220	9,057	-7,570	17,149	2,541	-15,385
Change, %	2.9%	13.6%	7.1%	-8.8%	-26.9%	-78.5%	6.4%	-46.9%	153.5%	140.1%	9.7%	-41.8%	25.7%	33.7%	-54.3%	--	0.9%	-1.8%

VALENCIAN REGION

	UK	Germany	Belgium	France	Netherlands	Ireland	Italy	Switzerland	Denmark	Finland	Norway	Sweden	Nordics	Russia	Portugal	Austria	Others	INTERNATIONAL
2016	97,001	27,621	15,171	41,440	17,575	0	29,560	5,326	0	0	14,271	8,280	22,551	4,418	13,573	0	32,954	318,136
2017	128,512	24,325	18,951	66,346	26,309	4,126	32,783	14,826	1,260	9,464	6,727	12,986	30,437	7,307	0	0	33,042	401,407
Change	31,511	-3,296	3,780	24,906	8,734	4,126	3,223	9,500	1,260	9,464	-7,544	4,706	7,886	2,889	-13,573	0	88	83,271
Change, %	32.5%	-11.9%	24.9%	60.1%	49.7%	--	10.9%	178.4%	--	--	-52.9%	56.8%	35.0%	65.4%	-100.0%	--	0.3%	26.2%


SPAIN

	UK	Germany	Belgium	France	Netherlands	Ireland	Italy	Switzerland	Denmark	Finland	Norway	Sweden	Nordics	Russia	Portugal	Austria	Others	INTERNATIONAL
2016	692,291	469,017	109,863	472,562	124,662	69,169	225,865	78,534	72,923	39,209	99,968	179,451	391,551	59,514	96,123	45,159	689,628	3,526,537
2017	796,181	485,446	110,718	469,783	147,167	85,371	253,110	96,593	91,564	114,045	64,518	107,638	377,765	63,579	99,713	33,357	880,971	3,904,303
Change	103,890	16,429	855	-2,779	22,505	16,202	27,245	18,059	18,641	74,836	-35,450	-71,813	-13,786	4,065	3,590	-11,802	191,343	377,766
Change, %	15.0%	3.5%	0.8%	-0.6%	18.1%	23.4%	12.1%	23.0%	25.6%	190.9%	-35.5%	-40.0%	-3.5%	6.8%	3.7%	-26.1%	27.7%	10.7%

(*) Source: Frontur (INE).

Tourist arrivals in the Canary Islands

January 2017



Number of tourists by holiday package booking

January 2017					
	Book	Do not book	TOTAL	% Book	% Do not book
International	707,440	475,954	1,183,394	59.8%	40.2%
- Germany	186,142	64,657	250,799	74.2%	25.8%
- Netherlands	33,598	15,320	48,917	68.7%	31.3%
- Ireland	10,813	25,729	36,541	29.6%	70.4%
- Nordics	180,816	72,718	253,534	71.3%	28.7%
- United Kingdom	175,755	176,903	352,657	49.8%	50.2%
- Switzerland	8,534	9,921	18,455	46.2%	53.8%
- Others	111,783	110,708	222,491	50.2%	49.8%
Spanish Mainland	26,545	77,204	103,748	25.6%	74.4%
TOTAL	733,985	553,158	1,287,143	57.0%	43.0%

January - 2017					
	Book	Do not book	TOTAL	% Book	% Do not book
International	--	--	--	--	--
- Germany	--	--	--	--	--
- Netherlands	--	--	--	--	--
- Ireland	--	--	--	--	--
- Nordics	--	--	--	--	--
- United Kingdom	--	--	--	--	--
- Switzerland	--	--	--	--	--
- Others	--	--	--	--	--
Spanish Mainland	--	--	--	--	--
TOTAL	--	--	--	--	--

Share of tourists by accommodation type

January 2017					
	Hotels	Rental	Property	Cruise	Others
International	80.2%	8.3%	3.1%	1.7%	6.7%
- Germany	81.5%	8.4%	3.1%	3.3%	3.7%
- Netherlands	83.6%	8.5%	0.8%	0.7%	6.4%
- Ireland	80.3%	10.7%	4.2%	0.0%	4.8%
- Nordics	89.5%	5.1%	1.8%	0.0%	3.6%
- United Kingdom	74.7%	9.3%	4.1%	2.6%	9.3%
- Switzerland	77.8%	10.9%	4.1%	1.4%	5.9%
- Others	77.9%	9.2%	3.2%	0.4%	9.4%
Spanish Mainland	73.8%	5.1%	1.8%	1.9%	17.4%
TOTAL	83.9%	8.4%	3.2%	1.8%	7.9%


January - 2017					
	Hotels	Rental	Property	Cruise	Others
International	--	--	--	--	--
- Germany	--	--	--	--	--
- Netherlands	--	--	--	--	--
- Ireland	--	--	--	--	--
- Nordics	--	--	--	--	--
- United Kingdom	--	--	--	--	--
- Switzerland	--	--	--	--	--
- Others	--	--	--	--	--
Spanish Mainland	--	--	--	--	--
TOTAL	--	--	--	--	--

Source: Frontur (ISTAC). Tourist arrivals by air.

Note: on the result of the estimated Canary Islands total arrivals, tourists from La Gomera, La Palma and El Hierro are included.

Tourist arrivals in the Canary Islands

January 2017



Number of tourists by holiday package booking and island of stay

January 2017						
		Lanzarote	Fuerteventura	Gran Canaria	Tenerife	CANARY ISLANDS
Book	Total	141,581	158,610	242,433	296,392	733,985
	- International	133,031	155,872	237,464	281,201	707,440
	- Spanish Mainland	8,550	2,738	4,968	15,191	26,545
Do not book	Total	106,536	46,880	159,136	240,918	553,158
	- International	96,917	39,234	129,587	209,564	475,954
	- Spanish Mainland	9,620	7,646	29,550	31,354	77,204
TOTAL	All markets	248,117	205,490	401,569	537,310	1,287,143
	- International	229,948	195,106	367,051	490,765	1,183,394
	- Spanish Mainland	18,169	10,384	34,518	46,545	103,748
% book package	Total	57.1%	77.2%	60.4%	55.2%	57.0%
	- International	57.9%	79.9%	64.7%	57.3%	59.8%
	- Spanish Mainland	47.1%	26.4%	14.4%	32.6%	25.6%

January -2017						
		Lanzarote	Fuerteventura	Gran Canaria	Tenerife	CANARY ISLANDS
Book	Total	--	--	--	--	--
	- International	--	--	--	--	--
	- Spanish Mainland	--	--	--	--	--
Do not book	Total	--	--	--	--	--
	- International	--	--	--	--	--
	- Spanish Mainland	--	--	--	--	--
TOTAL	All markets	--	--	--	--	--
	- International	--	--	--	--	--
	- Spanish Mainland	--	--	--	--	--
% book package	Total	--	--	--	--	--
	- International	--	--	--	--	--
	- Spanish Mainland	--	--	--	--	--

Share of tourists by accommodation type and island of stay

January 2017						
		Lanzarote	Fuerteventura	Gran Canaria	Tenerife	CANARY ISLANDS
International	Hotels	70.3%	69.3%	67.5%	69.2%	80.2%
	Rental	10.7%	7.5%	10.5%	8.6%	8.3%
	Property	2.2%	1.6%	2.1%	3.7%	3.1%
	Cruise	12.4%	18.9%	11.6%	8.3%	1.7%
	Others	4.4%	2.7%	8.3%	10.2%	6.7%
Spanish Mainland	Hotels	74.5%	45.1%	51.3%	60.3%	73.8%
	Rental	3.7%	13.1%	14.3%	6.0%	5.1%
	Property	1.6%	6.2%	2.8%	3.3%	1.8%
	Cruise	9.8%	15.5%	5.2%	4.6%	1.9%
	Others	10.5%	20.2%	26.4%	25.8%	17.4%
TOTAL	Hotels	70.6%	68.0%	66.2%	68.4%	83.9%
	Rental	10.1%	7.8%	10.8%	8.4%	8.4%
	Property	2.1%	1.8%	2.2%	3.7%	3.2%
	Cruise	12.3%	18.7%	11.0%	8.0%	1.8%
	Others	4.8%	3.6%	9.8%	11.6%	7.9%

January -2017						
		Lanzarote	Fuerteventura	Gran Canaria	Tenerife	CANARY ISLANDS
International	Hotels	--	--	--	--	--
	Rental	--	--	--	--	--
	Property	--	--	--	--	--
	Cruise	--	--	--	--	--
	Others	--	--	--	--	--
Spanish Mainland	Hotels	--	--	--	--	--
	Rental	--	--	--	--	--
	Property	--	--	--	--	--
	Cruise	--	--	--	--	--
	Others	--	--	--	--	--
TOTAL	Hotels	--	--	--	--	--
	Rental	--	--	--	--	--
	Property	--	--	--	--	--
	Cruise	--	--	--	--	--
	Others	--	--	--	--	--

Source: Frontur (ISTAC). Tourist arrivals by air.

Note: in the islands are included tourists who have chosen the island as the main destination of their trip or as a secondary destination.