
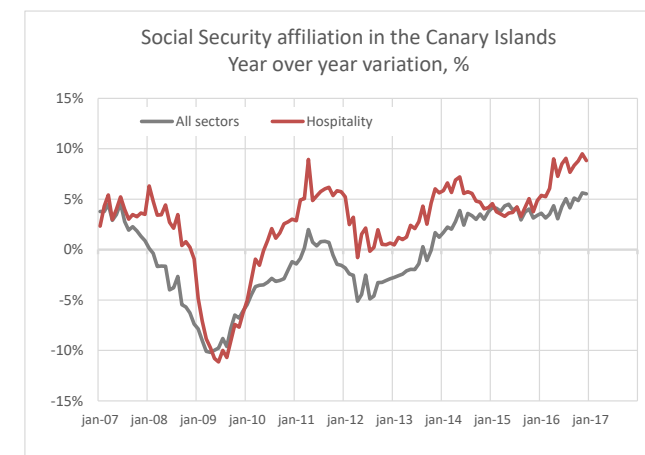
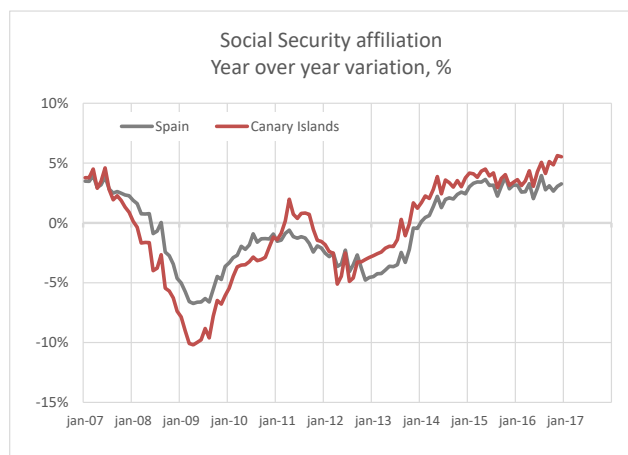


# Employment data: Social Security affiliation and unemployment Canary Islands (January 2017)



## Social Security affiliation

	Spain: All sectors	Canary Islands: All sectors	Canary Islands: hospitality and travel agencies
Dec-15	17,180,590	715,221	133,887
Jan-16	17,112,224	710,183	132,805
Dec-16	17,741,897	754,801	145,696
Jan-17	17,603,835	742,698	142,936
Month over month variation	<b>-138,062</b>	<b>-12,103</b>	<b>-2,760</b>
Month over month variation (%)	<b>-0.8%</b>	<b>-1.6%</b>	<b>-1.9%</b>
Year over year variation	491,611	32,515	10,131
Year over year variation (%)	2.9%	4.6%	7.6%



## Unemployment

	Spain: All sectors	Canary Islands: All sectors	Canary Islands: hospitality and travel agencies
Dec-15	4,093,508	247,529	39,307
Jan-16	4,150,755	245,984	39,227
Dec-16	3,702,974	229,233	37,009
Jan-17	3,760,231	231,774	37,255
Month over month variation	57,257	2,541	246
Month over month variation (%)	1.5%	1.1%	0.7%
Year over year variation	<b>-390,524</b>	<b>-14,210</b>	<b>-1,972</b>
Year over year variation (%)	<b>-9.4%</b>	<b>-5.8%</b>	<b>-5.0%</b>

