
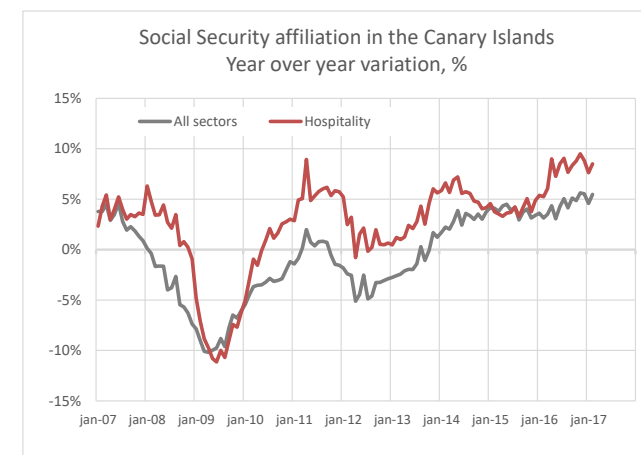
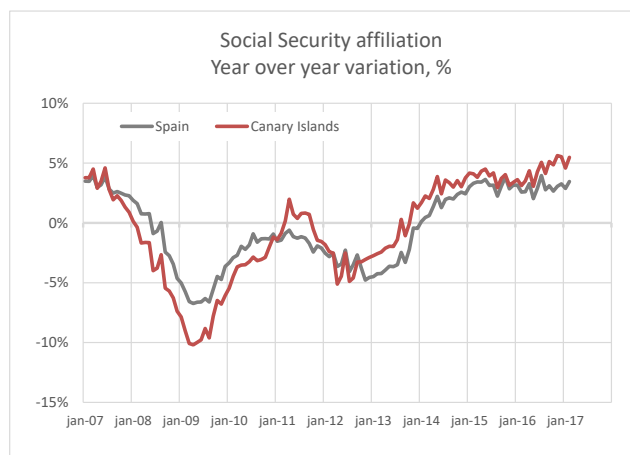


Employment data: Social Security affiliation and unemployment Canary Islands (February 2017)



Social Security affiliation

	Spain: All sectors	Canary Islands: All sectors	Canary Islands: hospitality and travel agencies
Jan-16	17,112,224	710,183	132,805
Feb-16	17,136,666	709,809	133,256
Jan-17	17,603,835	742,698	142,936
Feb-17	17,728,908	748,668	144,589
Month over month variation	125,073	5,970	1,653
Month over month variation (%)	0.7%	0.8%	1.2%
Year over year variation	592,242	38,859	11,333
Year over year variation (%)	3.5%	5.5%	8.5%



Unemployment

	Spain: All sectors	Canary Islands: All sectors	Canary Islands: hospitality and travel agencies
Jan-16	4,150,755	245,984	39,227
Feb-16	4,152,986	243,632	38,699
Jan-17	3,760,231	231,774	37,255
Feb-17	3,750,876	229,900	37,190
Month over month variation	-9,355	-1,874	-65
Month over month variation (%)	-0.2%	-0.8%	-0.2%
Year over year variation	-402,110	-13,732	-1,509
Year over year variation (%)	-9.7%	-5.6%	-3.9%

