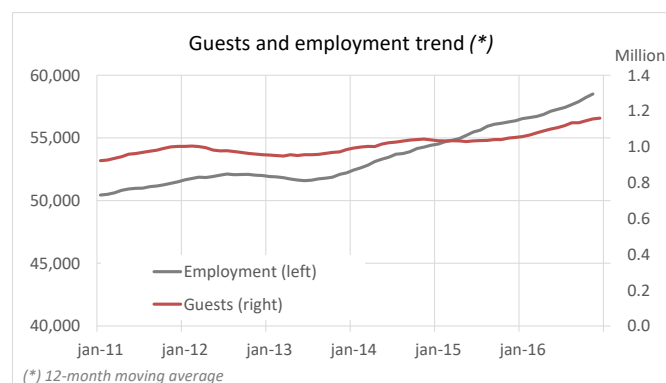
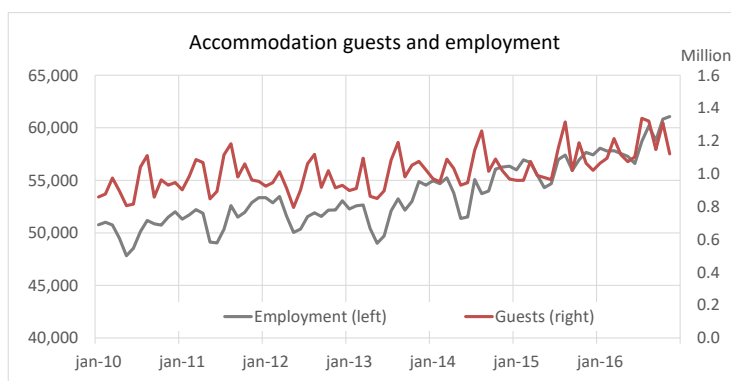


Employment in tourist accommodation November 2016

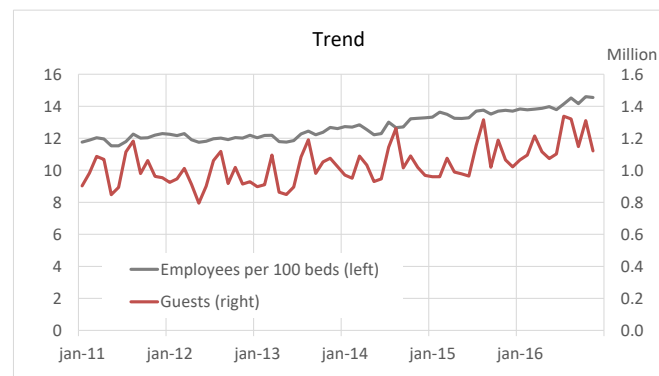
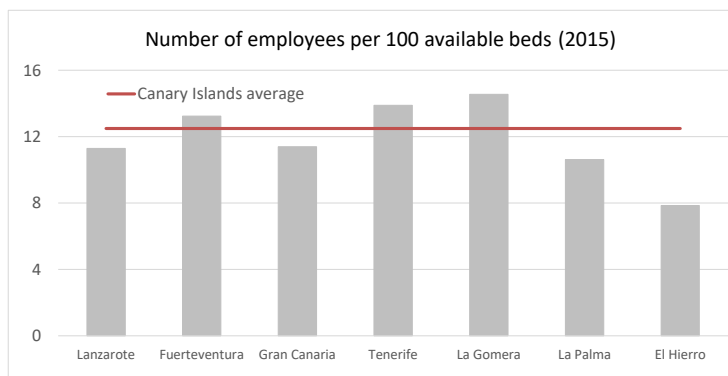
Employment

| | Lanzarote | Fuerteventura | Gran Canaria | Tenerife | La Gomera | La Palma | El Hierro | Canary Islands |
|--------------------------------|--------------|---------------|--------------|----------|---------------|----------|-----------|----------------|
| 2011 | 7,430 | 8,380 | 14,432 | 19,649 | 743 | 770 | 87 | 51,491 |
| 2012 | 7,660 | 8,517 | 14,409 | 19,850 | 741 | 744 | 86 | 52,007 |
| 2013 | 7,796 | 8,551 | 14,302 | 20,053 | 731 | 706 | 73 | 52,211 |
| 2014 | 8,340 | 8,869 | 15,004 | 20,612 | 742 | 784 | 69 | 54,421 |
| 2015 | 8,780 | 8,810 | 16,263 | 20,734 | 827 | 890 | 69 | 56,373 |
| November 2015 | 9,295 | 8,810 | 17,438 | 20,260 | 873 | 921 | 67 | 57,664 |
| November 2016 | 9,240 | 9,741 | 18,452 | 21,737 | 767 | 1,059 | 72 | 61,068 |
| Year over year var. | -55 | 931 | 1,014 | 1,477 | -106 | 138 | 5 | 3,404 |
| Year over year var. (%) | -0.6% | 10.6% | 5.8% | 7.3% | -12.1% | 15.0% | 7.5% | 5.9% |



Indicator of number of employees per 100 available beds

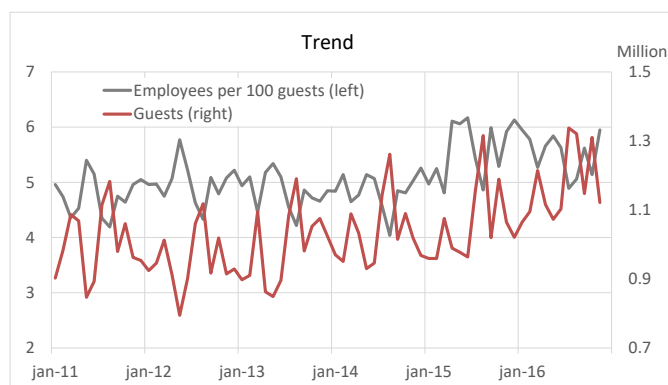
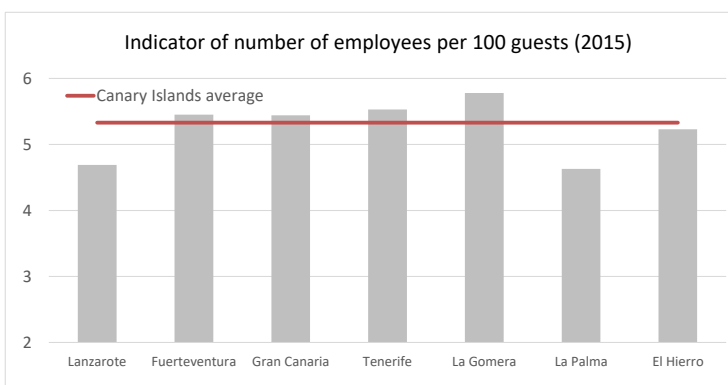
| | Lanzarote | Fuerteventura | Gran Canaria | Tenerife | La Gomera | La Palma | El Hierro | Canary Islands |
|-----------------------------------|-------------|---------------|--------------|----------|-------------|----------|-----------|----------------|
| 2011 | 10.1 | 12.2 | 10.7 | 14.1 | 13.8 | 9.2 | 10.5 | 11.9 |
| 2012 | 10.4 | 12.5 | 10.7 | 14.2 | 13.5 | 8.9 | 10.1 | 12.0 |
| 2013 | 10.6 | 12.8 | 10.8 | 14.3 | 13.6 | 8.5 | 9.1 | 12.2 |
| 2014 | 11.6 | 13.3 | 11.4 | 14.6 | 13.9 | 9.8 | 8.6 | 12.8 |
| 2015 | 11.3 | 13.2 | 11.4 | 13.9 | 14.6 | 10.6 | 7.9 | 12.5 |
| November 2015 | 12.9 | 14.2 | 13.1 | 14.7 | 16.8 | 11.5 | 8.2 | 13.8 |
| November 2016 | 12.7 | 15.5 | 14.0 | 15.7 | 15.0 | 13.7 | 8.8 | 14.6 |
| Year over year var. (p.p.) | -0.2 | 1.3 | 0.9 | 1.1 | -1.9 | 2.1 | 0.6 | 0.8 |



Employment in tourist accommodation November 2016

Indicator of number of employees per 100 accommodation guests

| | Lanzarote | Fuerteventura | Gran Canaria | Tenerife | La Gomera | La Palma | El Hierro | Canary Islands |
|-----------------------------------|--------------|---------------|--------------|----------|--------------|--------------|--------------|----------------|
| 2011 | 3.7 | 4.3 | 4.2 | 4.5 | 5.3 | 3.4 | 6.0 | 4.2 |
| 2012 | 3.9 | 4.8 | 4.4 | 4.7 | 5.1 | 3.6 | 7.7 | 4.5 |
| 2013 | 3.7 | 4.4 | 4.3 | 4.6 | 4.9 | 3.5 | 6.3 | 4.3 |
| 2014 | 3.7 | 4.4 | 4.4 | 4.5 | 4.7 | 3.7 | 4.3 | 4.3 |
| 2015 | 4.7 | 5.5 | 5.4 | 5.5 | 5.8 | 4.6 | 5.2 | 5.3 |
| November 2015 | 5.0 | 6.1 | 5.5 | 5.3 | 6.2 | 4.5 | 5.7 | 5.4 |
| November 2016 | 4.6 | 6.0 | 5.7 | 5.6 | 5.4 | 3.9 | 5.3 | 5.5 |
| Year over year var. (p.p.) | -0.47 | -0.11 | 0.16 | 0.31 | -0.77 | -0.66 | -0.46 | 0.03 |



Indicator of number of employees per €10,000 income in tourist accommodation

| | Lanzarote | Fuerteventura | Gran Canaria | Tenerife | La Gomera | La Palma | El Hierro | Canary Islands |
|-----------------------------------|--------------|---------------|--------------|--------------|--------------|--------------|-----------|----------------|
| 2011 | 2.4 | 2.2 | 2.0 | 2.5 | 5.2 | 4.1 | 4.6 | 2.3 |
| 2012 | 2.6 | 2.3 | 2.0 | 2.5 | 5.4 | 4.7 | 5.8 | 2.3 |
| 2013 | 2.4 | 2.2 | 1.9 | 2.3 | 5.0 | 4.3 | 5.1 | 2.2 |
| 2014 | 2.1 | 2.1 | 1.9 | 2.2 | 4.7 | 4.2 | 4.3 | 2.1 |
| 2015 | 2.0 | 2.0 | 1.9 | 2.1 | 4.9 | 4.0 | 4.4 | 2.0 |
| November 2015 | 2.0 | 1.8 | 1.6 | 1.8 | 4.2 | 3.4 | 4.5 | 1.8 |
| November 2016 | 1.8 | 1.8 | 1.6 | 1.7 | 2.2 | 3.0 | 4.5 | 1.7 |
| Year over year var. (p.p.) | -0.20 | -0.07 | -0.05 | -0.07 | -1.97 | -0.41 | 0.06 | -0.09 |

