


Tourist accommodation indicators by tourist areas

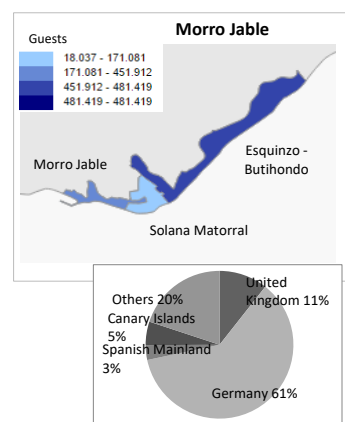
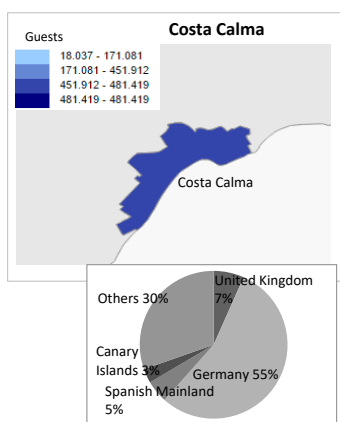
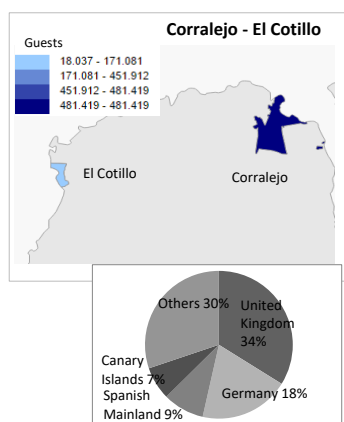
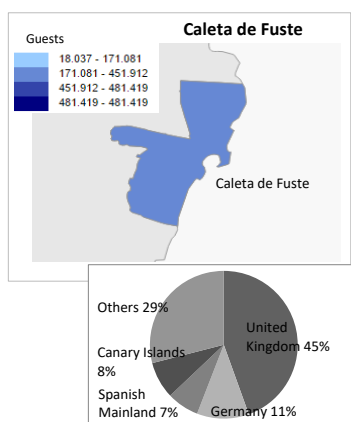
Fuerteventura (2016)



GUESTS IN ACCOMMODATION

Tourist areas	Caleta de Fuste		Corralejo-El Cotillo		Costa Calma	Morro Jable			Others	Fuerteventura
	Description	Caleta de Fuste	Corralejo	El Cotillo	Costa Calma	Morro Jable	Solana Matorral	Esquinzo-Butihondo		
International	321,374	402,924	15,137	415,486	152,920	29,200	440,279	59,733	1,837,053	
- United Kingdom	168,482	165,676	3,431	30,074	6,686	2,254	63,248	2,604	442,455	
- Germany	43,110	94,398	3,892	248,189	121,010	16,772	277,021	18,589	822,981	
- Others	109,782	142,850	7,814	137,223	25,224	10,174	100,010	38,540	571,617	
Spain	57,210	78,495	2,900	36,426	18,161	3,763	35,021	21,687	253,663	
- Spanish Mainland	26,648	44,477	750	22,277	7,288	897	13,771	3,118	119,226	
- Canary Islands	30,562	34,018	2,150	14,149	10,873	2,866	21,250	18,569	134,437	
Total	378,584	481,419	18,037	451,912	171,081	32,963	475,300	81,420	2,090,716	

Tourist areas	Caleta de Fuste		Corralejo-El Cotillo		Costa Calma	Morro Jable			Others	Fuerteventura
	Description	Caleta de Fuste	Corralejo	El Cotillo	Costa Calma	Morro Jable	Solana Matorral	Esquinzo-Butihondo		
International	84.9%	83.7%	83.9%	91.9%	89.4%	88.6%	92.6%	73.4%	87.9%	
- United Kingdom	44.5%	34.4%	19.0%	6.7%	3.9%	6.8%	13.3%	3.2%	21.2%	
- Germany	11.4%	19.6%	21.6%	54.9%	70.7%	50.9%	58.3%	22.8%	39.4%	
- Others	29.0%	29.7%	43.3%	30.4%	14.7%	30.9%	21.0%	47.3%	27.3%	
Spain	15.1%	16.3%	16.1%	8.1%	10.6%	11.4%	7.4%	26.6%	12.1%	
- Spanish Mainland	7.0%	9.2%	4.2%	4.9%	4.3%	2.7%	2.9%	3.8%	5.7%	
- Canary Islands	8.1%	7.1%	11.9%	3.1%	6.4%	8.7%	4.5%	22.8%	6.4%	
Total	100%	100%	100%	100%	100%	100%	100%	100%	100%	



Other indicators

Tourist areas	Caleta de Fuste		Corralejo-El Cotillo		Costa Calma	Morro Jable			Others	Fuerteventura
	Description	Caleta de Fuste	Corralejo	El Cotillo	Costa Calma	Morro Jable	Solana Matorral	Esquinzo-Butihondo		
Bednights										
International	2,582,815	3,587,586	133,528	3,738,727	1,563,199	259,016	3,983,185	444,209	16,292,265	
- United Kingdom	1,366,382	1,506,547	31,402	242,159	58,812	17,130	549,716	19,975	3,792,123	
- Germany	380,244	896,398	38,136	2,439,499	1,283,321	158,949	2,611,870	142,187	7,950,604	
- Others	836,189	1,184,641	63,990	1,057,069	221,066	82,937	821,599	282,047	4,549,538	
Spain	332,071	429,151	16,711	214,264	94,913	14,145	200,976	58,760	1,360,991	
- Spanish Mainland	170,642	280,721	3,694	132,596	34,542	3,759	91,168	9,500	726,622	
- Canary Islands	161,429	148,430	13,017	81,668	60,371	10,386	109,808	49,260	634,369	
Total	2,914,886	4,016,737	150,239	3,952,991	1,658,112	273,161	4,184,161	502,969	17,653,256	
Length of stay										
International	8.0	8.9	8.8	9.0	10.2	8.9	9.1	7.4	8.9	
- United Kingdom	8.1	9.1	9.2	8.1	8.8	7.6	8.7	7.7	8.6	
- Germany	8.8	9.5	9.8	9.8	10.6	9.5	9.4	7.7	9.7	
Spain	5.8	5.5	5.8	5.9	5.2	3.8	5.7	2.7	5.4	
- Canary Islands	5.3	4.4	6.1	5.8	5.6	3.6	5.2	2.7	4.7	
Total	7.7	8.3	8.3	8.8	9.7	8.3	8.8	6.2	8.4	
ADR (€)	61.07	75.90	52.20	75.68	77.82	67.80	89.28	56.74	75.93	
RevPar (€)	49.81	65.95	41.26	64.14	66.36	49.02	74.71	45.59	63.80	
Bed-space occupancy rate (%)	74.08	77.72	65.23	80.19	70.81	69.55	81.03	80.21	77.47	
Occupancy rate per room/apt. (%)	81.80	87.14	79.10	84.97	85.49	72.50	83.90	80.57	84.25	
Tourist population ⁽¹⁾	7,964	10,975	410	10,801	4,530	746	11,432	1,374	48,233	
Employment	1,314	1,956	80	1,866	989	88	2,662	368	9,323	

Source: Encuestas de Alojamiento Turístico (ISTAC).

⁽¹⁾ Equivalent tourist population is obtained by dividing the total number of bednights during the reference period by 365 days (366 in case of leap year).