

# Tourist accommodation indicators by tourist areas

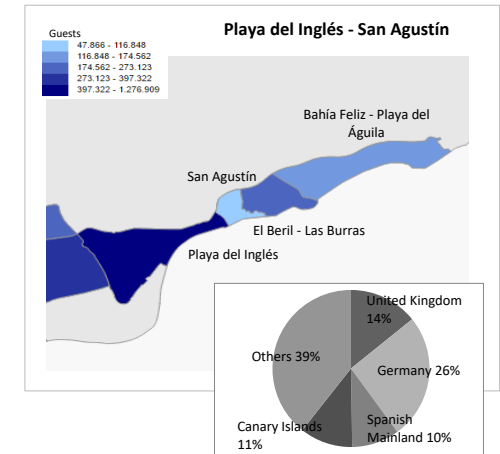
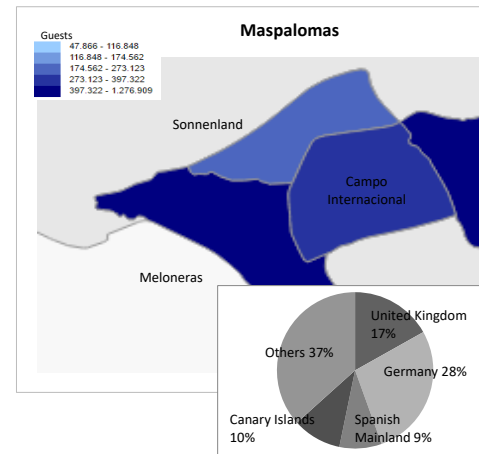
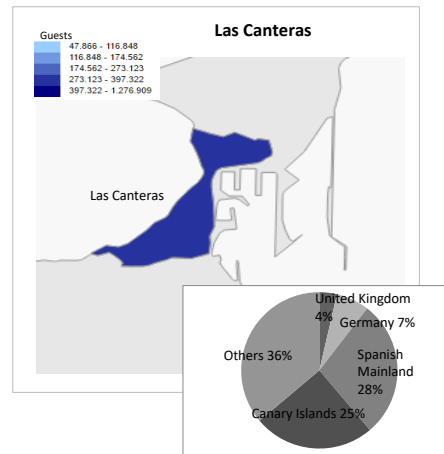
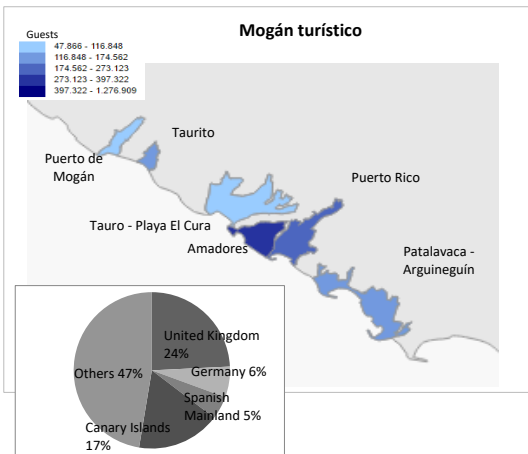
## Gran Canaria (2016)



### GUESTS IN ACCOMMODATION


Tourist areas	Mogán turístico						Las Canteras	Maspalomas			Playa del Inglés-San Agustín				Others	Gran Canaria
	Puerto de Mogán	Taurito	Tauro-Playa el Cura	Amadores	Puerto Rico	Patalavaca-Arguineguín	Las Canteras	Meloneras	Sonnenland	Campo Internacional	Playa del Inglés	El Beril-Las Burras	San Agustín	Bahía Feliz-Playa del Águila		
<b>International</b>	40,394	125,303	62,820	229,565	186,445	123,584	149,755	347,164	130,914	207,529	1,019,544	34,388	138,249	89,948	98,579	<b>2,984,181</b>
- United Kingdom	14,205	52,876	15,090	77,305	54,177	25,003	11,647	54,384	39,005	49,065	180,754	3,815	24,549	20,599	20,783	643,257
- Germany	9,342	16,810	6,779	16,889	2,626	10,215	21,971	145,261	40,067	48,145	347,461	11,087	45,534	11,950	20,525	754,662
- Others	16,847	55,617	40,951	135,371	129,642	88,366	116,137	147,519	51,842	110,319	491,329	19,486	68,166	57,399	57,271	1,586,262
<b>Spain</b>	17,286	21,349	18,239	57,550	65,552	37,129	171,591	50,158	43,648	65,594	257,365	13,478	36,794	26,900	101,885	<b>984,518</b>
- Spanish Mainland	8,246	6,221	2,906	19,065	7,138	3,305	91,099	28,198	13,987	31,835	123,091	6,764	15,022	13,710	48,066	418,653
- Canary Islands	9,040	15,128	15,333	38,485	58,414	33,824	80,492	21,960	29,661	33,759	134,274	6,714	21,772	13,190	53,819	565,865
<b>Total</b>	<b>57,680</b>	<b>146,652</b>	<b>81,059</b>	<b>287,115</b>	<b>251,997</b>	<b>160,713</b>	<b>321,346</b>	<b>397,322</b>	<b>174,562</b>	<b>273,123</b>	<b>1,276,909</b>	<b>47,866</b>	<b>175,043</b>	<b>116,848</b>	<b>200,464</b>	<b>3,968,699</b>

Tourist areas	Mogán turístico						Las Canteras	Maspalomas			Playa del Inglés-San Agustín				Others	Gran Canaria
	Puerto de Mogán	Taurito	Tauro-Playa el Cura	Amadores	Puerto Rico	Patalavaca-Arguineguín	Las Canteras	Meloneras	Sonnenland	Campo Internacional	Playa del Inglés	El Beril-Las Burras	San Agustín	Bahía Feliz-Playa del Águila		
<b>International</b>	70.0%	85.4%	77.5%	80.0%	74.0%	76.9%	46.6%	87.4%	75.0%	76.0%	79.8%	71.8%	79.0%	77.0%	49.2%	<b>75.2%</b>
- United Kingdom	24.6%	36.1%	18.6%	26.9%	21.5%	15.6%	3.6%	13.7%	22.3%	18.0%	14.2%	8.0%	14.0%	17.6%	10.4%	16.2%
- Germany	16.2%	11.5%	8.4%	5.9%	1.0%	6.4%	6.8%	36.6%	23.0%	17.6%	27.2%	23.2%	26.0%	10.2%	10.2%	19.0%
- Others	29.2%	37.9%	50.5%	47.1%	51.4%	55.0%	36.1%	37.1%	29.7%	40.4%	38.5%	40.7%	38.9%	49.1%	28.6%	40.0%
<b>Spain</b>	30.0%	14.6%	22.5%	20.0%	26.0%	23.1%	53.4%	12.6%	25.0%	24.0%	20.2%	28.2%	21.0%	23.0%	50.8%	<b>24.8%</b>
- Spanish Mainland	14.3%	4.2%	3.6%	6.6%	2.8%	2.1%	28.3%	7.1%	8.0%	11.7%	9.6%	14.1%	8.6%	11.7%	24.0%	10.5%
- Canary Islands	15.7%	10.3%	18.9%	13.4%	23.2%	21.0%	25.0%	5.5%	17.0%	12.4%	10.5%	14.0%	12.4%	11.3%	26.8%	14.3%
<b>Total</b>	<b>100%</b>	<b>100%</b>	<b>100%</b>	<b>100%</b>	<b>100%</b>	<b>100%</b>	<b>100%</b>	<b>100%</b>	<b>100%</b>	<b>100%</b>	<b>100%</b>	<b>100%</b>	<b>100%</b>	<b>100%</b>	<b>100%</b>	<b>100%</b>



# Tourist accommodation indicators by tourist areas

## Gran Canaria (2016)



### Other indicators

Tourist areas	Mogán turístico						Las Canteras	Maspalomas			Playa del Inglés-San Agustín				Others	Gran Canaria
	Puerto de Mogán	Taurito	Tauro-Playa el Cura	Amadores	Puerto Rico	Patalavaca-Arguineguín	Las Canteras	Meloneras	Sonnenland	Campo Internacional	Playa del Inglés	El Beril-Las Burras	San Agustín	Bahía Feliz-Playa del Águila		
<b>Bednights</b>																
<b>International</b>	290,413	1,038,678	520,075	1,949,229	1,824,462	1,414,020	795,216	3,181,517	1,169,176	1,956,196	9,675,576	339,875	1,302,066	764,415	457,253	<b>26,678,167</b>
- United Kingdom	79,601	423,911	119,707	653,832	471,912	310,162	53,094	467,820	334,487	428,138	1,557,144	33,897	219,480	173,729	105,819	<b>5,432,733</b>
- Germany	62,039	153,853	59,848	170,091	23,516	136,217	122,837	1,385,744	403,229	540,873	3,707,542	117,274	516,868	147,491	125,615	<b>7,673,037</b>
- Others	148,773	460,914	340,520	1,125,306	1,329,034	967,641	619,285	1,327,953	431,460	987,185	4,410,890	188,704	565,718	443,195	225,819	<b>13,572,397</b>
<b>Spain</b>	70,404	109,160	78,583	269,881	338,742	191,451	485,929	288,054	231,047	349,616	1,507,140	69,392	169,316	116,320	247,642	<b>4,522,677</b>
- Spanish Mainland	34,082	29,195	15,390	103,321	47,239	25,967	304,537	175,919	98,060	177,283	811,918	40,881	77,033	56,423	136,138	<b>2,133,386</b>
- Canary Islands	36,322	79,965	63,193	166,560	291,503	165,484	181,392	112,135	132,987	172,333	695,222	28,511	92,283	59,897	111,504	<b>2,389,291</b>
<b>Total</b>	<b>360,817</b>	<b>1,147,838</b>	<b>598,658</b>	<b>2,219,110</b>	<b>2,163,204</b>	<b>1,605,471</b>	<b>1,281,145</b>	<b>3,469,571</b>	<b>1,400,223</b>	<b>2,305,812</b>	<b>11,182,716</b>	<b>409,267</b>	<b>1,471,382</b>	<b>880,735</b>	<b>704,895</b>	<b>31,200,844</b>

Tourist areas	Mogán turístico						Las Canteras	Maspalomas			Playa del Inglés-San Agustín				Others	Gran Canaria
	Puerto de Mogán	Taurito	Tauro-Playa el Cura	Amadores	Puerto Rico	Patalavaca-Arguineguín	Las Canteras	Meloneras	Sonnenland	Campo Internacional	Playa del Inglés	El Beril-Las Burras	San Agustín	Bahía Feliz-Playa del Águila		
<b>Length of stay</b>																
<b>International</b>	7.2	8.3	8.3	8.5	9.8	11.4	5.3	9.2	8.9	9.4	9.5	9.9	9.4	8.5	4.6	<b>8.9</b>
- United Kingdom	5.6	8.0	7.9	8.5	8.7	12.4	4.6	8.6	8.6	8.7	8.6	8.9	8.9	8.4	5.1	<b>8.5</b>
- Germany	6.6	9.2	8.8	10.1	9.0	13.3	5.6	9.5	10.1	11.2	10.7	10.6	11.4	12.3	6.1	<b>10.2</b>
<b>Spain</b>	4.1	5.1	4.3	4.7	5.2	5.2	2.8	5.7	5.3	5.3	5.9	5.2	4.6	4.3	2.4	<b>4.6</b>
- Canary Islands	4.0	5.3	4.1	4.3	5.0	4.9	2.3	5.1	4.5	5.1	5.2	4.3	4.2	4.5	2.1	<b>4.2</b>
<b>Total</b>	<b>6.3</b>	<b>7.8</b>	<b>7.4</b>	<b>7.7</b>	<b>8.6</b>	<b>10.0</b>	<b>4.0</b>	<b>8.7</b>	<b>8.0</b>	<b>8.4</b>	<b>8.8</b>	<b>8.6</b>	<b>8.4</b>	<b>7.5</b>	<b>3.5</b>	<b>7.9</b>

Tourist areas	Mogán turístico						Las Canteras	Maspalomas			Playa del Inglés-San Agustín				Others	Gran Canaria
	Puerto de Mogán	Taurito	Tauro-Playa el Cura	Amadores	Puerto Rico	Patalavaca-Arguineguín	Las Canteras	Meloneras	Sonnenland	Campo Internacional	Playa del Inglés	El Beril-Las Burras	San Agustín	Bahía Feliz-Playa del Águila		
<b>ADR (€)</b>	75.5	68.3	53.0	68.0	57.7	58.0	61.3	157.6	45.0	58.9	71.8	85.0	95.9	82.3	78.8	<b>78.6</b>
<b>RevPar (€)</b>	61.1	62.4	35.6	54.8	39.1	47.0	45.0	143.3	36.3	45.6	57.9	64.5	75.6	60.3	56.9	<b>62.5</b>
<b>Bed-space occupancy rate (%)</b>	56.2	96.1	49.1	67.8	51.5	82.8	56.9	88.1	61.1	58.4	64.5	55.6	67.4	62.7	59.4	<b>65.3</b>
<b>Occupancy rate per room/apt. (%)</b>	81.1	91.7	67.4	80.8	67.9	81.3	73.7	91.2	81.1	77.6	80.9	76.1	79.0	73.5	72.4	<b>79.7</b>
<b>Tourist population <sup>(1)</sup></b>	986	3,136	1,636	6,063	5,910	4,387	3,500	9,480	3,826	6,300	30,554	1,118	4,020	2,406	1,926	<b>85,248</b>
<b>Employment</b>	216	549	345	1,006	765	759	716	3,060	601	1,099	5,426	213	852	488	721	<b>16,816</b>

Source: Encuestas de Alojamiento Turístico (ISTAC).

<sup>(1)</sup> Equivalent tourist population is obtained by dividing the total number of bednights during the reference period by 365 days (366 in case of leap year).