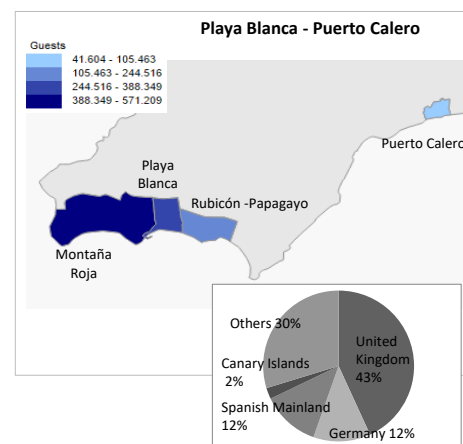
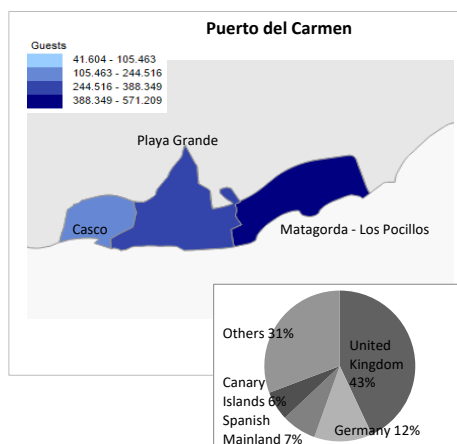
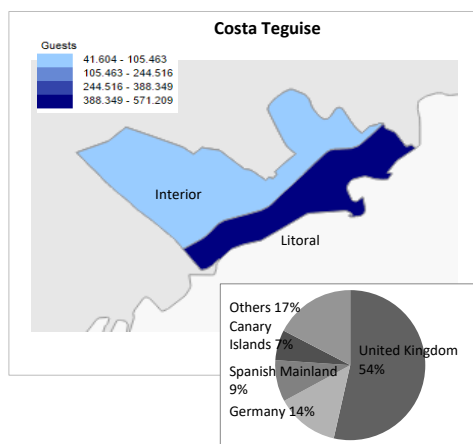


GUESTS IN ACCOMMODATION

Tourist areas	Costa Teguisse		Puerto del Carmen			Playa Blanca - Puerto Calero				Others	Lanzarote
	Interior	Litoral	Casco	Playa Grande	Matagorda-Los Pocillos	Montaña Roja	Playa Blanca	Rubicon-Papagayo	Puerto Calero		
International	63,616	496,374	85,550	334,345	401,946	346,375	202,385	102,831	31,622	96,096	2,161,140
- United Kingdom	41,615	313,181	53,199	171,180	185,761	182,205	87,844	58,003	18,207	24,147	1,135,342
- Germany	10,799	79,170	4,912	24,672	89,043	28,040	49,495	16,496	4,341	11,052	318,020
- Others	11,202	104,023	27,439	138,493	127,142	136,130	65,046	28,332	9,074	60,897	707,778
Spain	27,925	74,835	19,913	50,748	60,404	41,974	42,131	25,018	9,982	28,630	381,560
- Spanish Mainland	14,262	45,110	8,031	25,317	37,904	31,459	38,304	21,061	9,120	10,889	241,457
- Canary Islands	13,663	29,725	11,882	25,431	22,500	10,515	3,827	3,957	862	17,741	140,103
Total	91,541	571,209	105,463	385,093	462,350	388,349	244,516	127,849	41,604	124,726	2,542,700

Tourist areas	Costa Teguisse		Puerto del Carmen			Playa Blanca - Puerto Calero				Others	Lanzarote
	Interior	Litoral	Casco	Playa Grande	Matagorda-Los Pocillos	Montaña Roja	Playa Blanca	Rubicon-Papagayo	Puerto Calero		
International	69.5%	86.9%	81.1%	86.8%	86.9%	89.2%	82.8%	80.4%	76.0%	77.0%	85.0%
- United Kingdom	45.5%	54.8%	50.4%	44.5%	40.2%	46.9%	35.9%	45.4%	43.8%	19.4%	44.7%
- Germany	11.8%	13.9%	4.7%	6.4%	19.3%	7.2%	20.2%	12.9%	10.4%	8.9%	12.5%
- Others	12.2%	18.2%	26.0%	36.0%	27.5%	35.1%	26.6%	22.2%	21.8%	48.8%	27.8%
Spain	30.5%	13.1%	18.9%	13.2%	13.1%	10.8%	17.2%	19.6%	24.0%	23.0%	15.0%
- Spanish Mainland	15.6%	7.9%	7.6%	6.6%	8.2%	8.1%	15.7%	16.5%	21.9%	8.7%	9.5%
- Canary Islands	14.9%	5.2%	11.3%	6.6%	4.9%	2.7%	1.6%	3.1%	2.1%	14.2%	5.5%
Total	100%	100%	100%	100%	100%	100%	100%	100%	100%	100%	100%



Other indicators

Tourist areas	Costa Teguisse		Puerto del Carmen			Playa Blanca - Puerto Calero				Others	Lanzarote
	Interior	Litoral	Casco	Playa Grande	Matagorda-Los Pocillos	Montaña Roja	Playa Blanca	Rubicon-Papagayo	Puerto Calero		
Bednights											
International	549,812	4,249,558	683,474	3,015,046	3,386,367	2,934,285	1,541,743	863,348	339,882	687,825	18,251,340
- United Kingdom	370,715	2,679,482	423,247	1,549,530	1,512,105	1,592,342	709,147	483,603	200,606	178,029	9,698,806
- Germany	94,622	755,820	45,371	280,465	860,784	298,689	316,639	160,277	71,354	87,185	2,971,206
- Others	84,475	814,256	214,856	1,185,051	1,013,478	1,043,254	515,957	219,468	67,922	422,611	5,581,328
Spain	153,028	405,853	89,181	279,284	356,337	310,406	272,493	150,801	51,157	91,199	2,159,739
- Spanish Mainland	79,512	266,836	43,048	171,435	256,361	237,684	256,846	131,246	48,399	41,655	1,533,022
- Canary Islands	73,516	139,017	46,133	107,849	99,976	72,722	15,647	19,555	2,758	49,544	626,717
Total	702,840	4,655,411	772,655	3,294,330	3,742,704	3,244,691	1,814,236	1,014,149	391,039	779,024	20,411,079
Length of stay											
International	8.6	8.6	8.0	9.0	8.4	8.5	7.6	8.4	10.8	7.2	8.5
- United Kingdom	8.9	8.6	8.0	9.1	8.1	8.7	8.1	8.3	11.0	7.4	8.5
- Germany	8.8	9.6	9.2	11.4	9.7	10.7	6.4	9.7	16.4	7.9	9.3
Spain	5.5	5.4	4.5	5.5	5.9	7.4	6.5	6.0	5.1	3.2	5.7
- Canary Islands	5.4	4.7	3.9	4.2	4.4	6.9	4.1	4.9	3.2	2.8	4.5
Total	7.7	8.2	7.3	8.6	8.1	8.4	7.4	7.9	9.4	6.3	8.0
ADR (€)	56.47	64.87	50.95	52.87	75.81	64.50	86.76	71.84	73.78	80.66	67.29
RevPar (€)	50.91	56.89	30.24	43.26	64.10	57.21	76.56	64.51	62.34	59.77	56.71
Bed-space occupancy rate (%)	84.53	83.98	55.52	73.13	77.43	89.53	78.65	68.08	76.20	62.28	77.64
Occupancy rate per room/apt. (%)	90.40	87.92	59.51	82.02	84.78	88.96	88.49	90.04	84.74	74.30	84.51
Tourist population ⁽¹⁾	1,920	12,720	2,111	9,001	10,226	8,865	4,957	2,771	1,068	2,128	55,768
Employment	304	1,919	251	1,095	1,701	1,375	1,112	753	306	486	9,302

Source: Encuestas de Alojamiento Turístico (ISTAC).

⁽¹⁾ Equivalent tourist population is obtained by dividing the total number of bednights during the reference period by 365 days (366 in case of leap year).