

Canary Islands tourist accommodation capacity

Historical data: 2009 - 2015



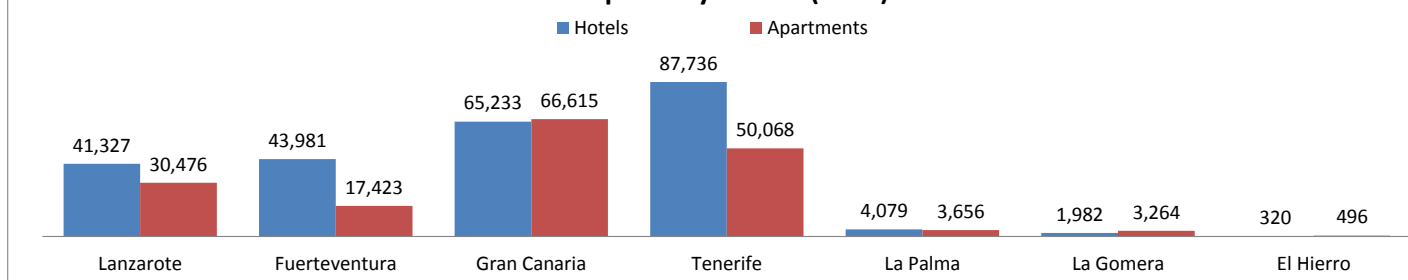
Hotel capacity: Bed-spaces (2009 - 2015)

Year	LANZAROTE	FUERTEVENTURA	GRAN CANARIA	TENERIFE	LA PALMA	LA GOMERA	EL HIERRO	Canary Islands
2009	35,436	44,301	59,283	87,637	4,266	1,970	339	233,232
2010	37,205	44,636	61,406	86,216	4,249	1,938	350	235,999
2011	36,772	45,084	62,359	87,162	4,247	1,926	350	237,900
2012	36,953	44,512	62,807	86,965	4,249	2,024	350	237,860
2013	37,861	45,407	62,647	88,558	4,249	2,005	325	241,052
2014	38,879	46,485	63,717	89,754	4,135	1,982	320	245,271
2015	41,327	43,981	65,233	87,736	4,079	1,982	320	244,657

Apartment capacity: Bed-spaces (2009 - 2015)

Year	LANZAROTE	FUERTEVENTURA	GRAN CANARIA	TENERIFE	LA PALMA	LA GOMERA	EL HIERRO	Canary Islands
2009	37,789	24,030	78,077	51,912	4,220	3,402	478	199,906
2010	36,872	23,461	75,260	51,915	4,199	3,406	485	195,598
2011	36,686	23,695	72,871	51,989	4,130	3,445	485	193,300
2012	37,089	23,706	72,523	53,174	4,108	3,451	498	194,549
2013	35,856	21,333	69,689	51,914	4,058	3,388	480	186,719
2014	32,768	20,146	68,389	51,227	3,903	3,345	489	180,267
2015	30,476	17,423	66,615	50,068	3,656	3,264	496	171,998

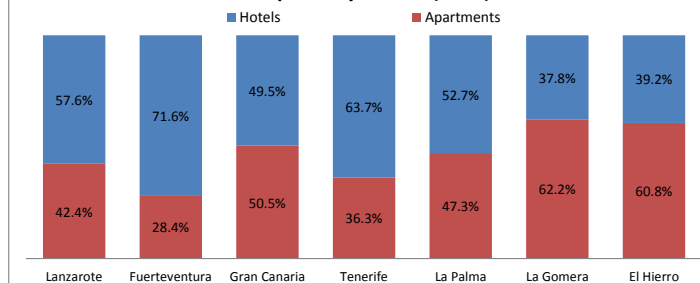
Bed-spaces by islands (2015)



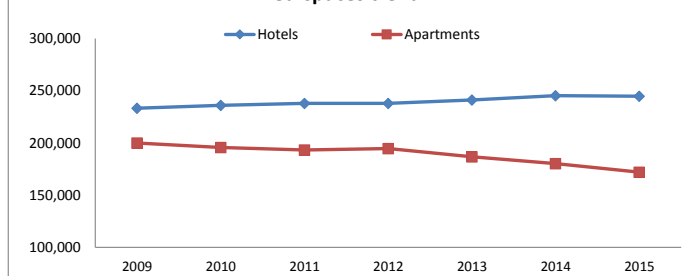
Total capacity: Bed-spaces (2009 - 2015)

Year	LANZAROTE	FUERTEVENTURA	GRAN CANARIA	TENERIFE	LA PALMA	LA GOMERA	EL HIERRO	Canary Islands
2009	73,225	68,331	137,360	139,549	8,486	5,372	817	433,138
2010	74,077	68,097	136,666	138,131	8,448	5,344	835	431,597
2011	73,458	68,779	135,230	139,151	8,377	5,371	835	431,200
2012	74,042	68,218	135,330	140,139	8,357	5,475	848	432,409
2013	73,717	66,740	132,336	140,472	8,307	5,393	805	427,771
2014	71,647	66,631	132,106	140,981	8,038	5,327	809	425,538
2015	71,803	61,404	131,848	137,804	7,735	5,246	816	416,655

Bed-spaces by islands (2015)




Bed-spaces trend



Canary Islands tourist accommodation capacity

Historical data: 2009 - 2015



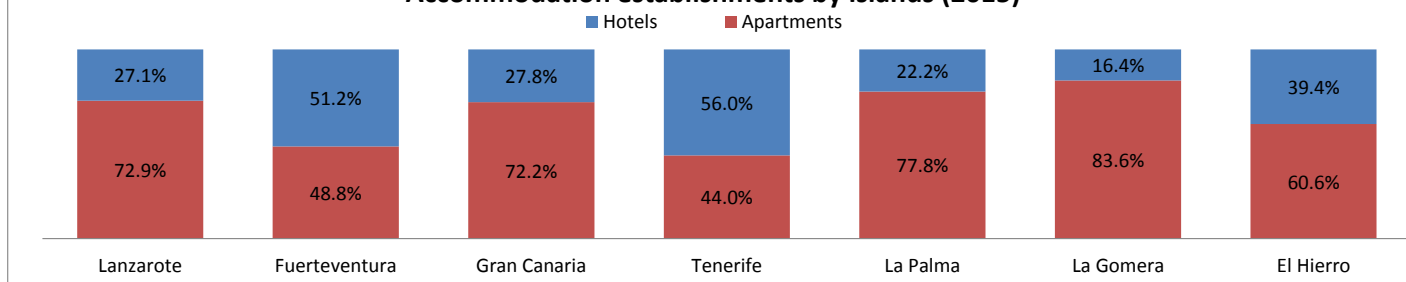
Number of hotels (2009 - 2015)

Year	LANZAROTE	FUERTEVENTURA	GRAN CANARIA	TENERIFE	LA PALMA	LA GOMERA	EL HIERRO	Canary Islands
2009	62	78	155	239	29	32	14	609
2010	64	80	156	237	28	31	14	611
2011	64	82	160	236	28	31	14	615
2012	65	82	160	235	28	32	14	617
2013	66	84	163	239	28	31	13	625
2014	67	86	164	242	27	31	13	630
2015	71	83	164	237	28	31	13	626

Number of apartments (2009 - 2015)

Year	LANZAROTE	FUERTEVENTURA	GRAN CANARIA	TENERIFE	LA PALMA	LA GOMERA	EL HIERRO	Canary Islands
2009	209	86	455	201	101	158	21	1,229
2010	203	83	444	196	99	158	21	1,203
2011	202	84	435	193	98	160	21	1,192
2012	202	84	430	193	98	160	21	1,188
2013	199	82	429	190	97	160	19	1,176
2014	194	81	422	187	98	160	20	1,160
2015	191	79	425	186	98	158	20	1,157

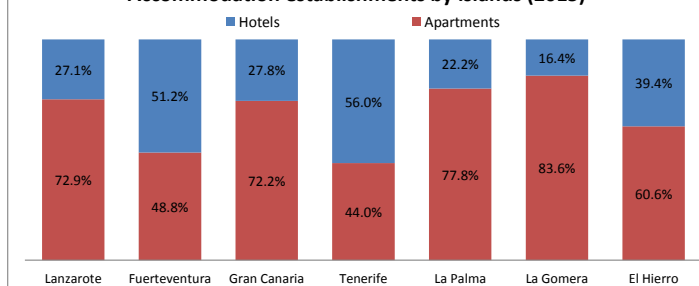
Accommodation establishments by islands (2015)



Total accommodation establishments (2009 - 2015)

Year	LANZAROTE	FUERTEVENTURA	GRAN CANARIA	TENERIFE	LA PALMA	LA GOMERA	EL HIERRO	Canary Islands
2009	271	164	610	440	130	190	35	1,838
2010	267	163	600	433	127	189	35	1,814
2011	266	166	595	429	126	191	35	1,807
2012	267	166	590	428	126	192	35	1,805
2013	265	166	592	429	125	191	32	1,801
2014	261	167	586	429	125	191	33	1,790
2015	262	162	589	423	126	189	33	1,783

Accommodation establishments by islands (2015)



Accommodation establishments trend

