

Tourist accommodation capacity by category 2016



Hotel capacity: Bed-spaces

Category	Lanzarote	Fuerteventura	Gran Canaria	Tenerife	La Palma	La Gomera	El Hierro	Canary Islands
1-3 Stars	14,834	12,623	28,147	22,996	1,309	779	.	80,914
- 1 Star	.	.	1,548	1,062	.	.	.	4,101
- 2 Stars	.	.	3,837	1,628	.	.	.	11,979
- 3 Stars	.	.	22,762	20,306	.	.	.	64,834
4-5 Stars	27,048	32,601	37,329	64,274	3,016	1,200	.	165,562
- 4 Stars	.	.	29,234	51,763	.	.	.	139,412
- 5 Stars	.	.	8,095	12,511	.	.	.	26,149
Total	41,882	45,224	65,476	87,270	4,325	1,979	320	246,476

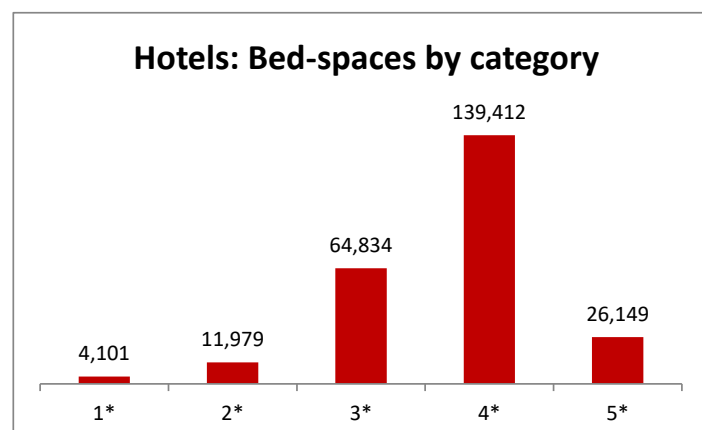
Apartment capacity: Bed-spaces

Category	Lanzarote	Fuerteventura	Gran Canaria	Tenerife	La Palma	La Gomera	El Hierro	Canary Islands
1-2 Keys	20,592	12,446	58,363	21,832	.	.	.	119,183
- 1 Key	.	.	25,197	6,554	.	.	.	41,961
- 2 Keys	.	.	33,166	15,279	.	.	.	77,222
3-5 Keys	9,552	4,833	7,078	27,793	.	.	.	50,451
- 3 Keys	.	.	6,644	26,913	.	.	.	48,945
- 4 and 5 Keys	.	.	434	880	.	.	.	1,506
Total	30,144	17,279	65,441	49,625	3,499	3,149	498	169,634

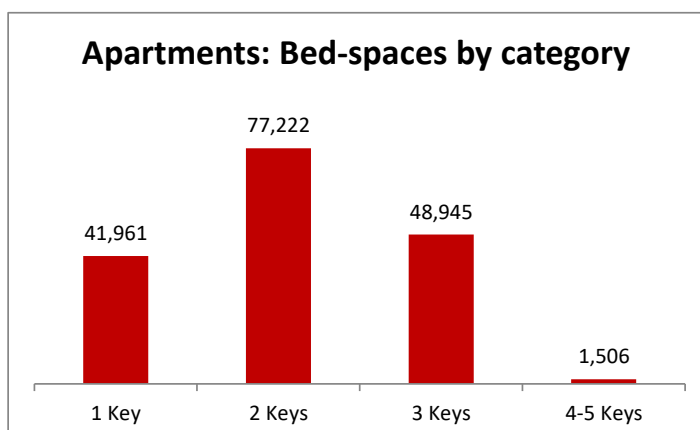
Total capacity: Bed-spaces

Year	Lanzarote	Fuerteventura	Gran Canaria	Tenerife	La Palma	La Gomera	El Hierro	Canary Islands
2016	72,026	62,503	130,917	136,895	7,824	5,128	818	416,110

Hotels: Bed-spaces by category



Apartments: Bed-spaces by category



Tourist accommodation capacity by category 2016



Number of hotels

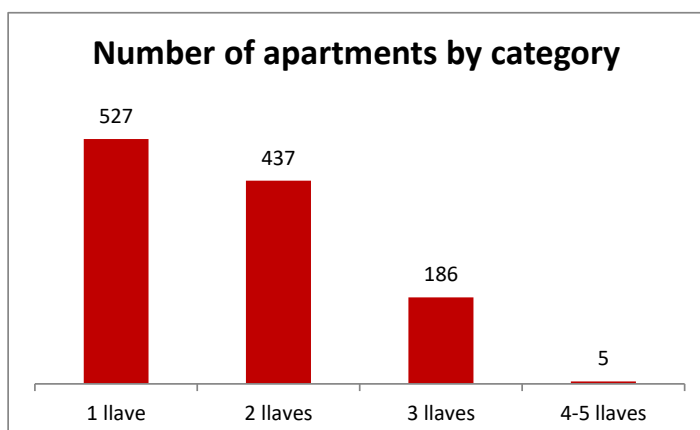
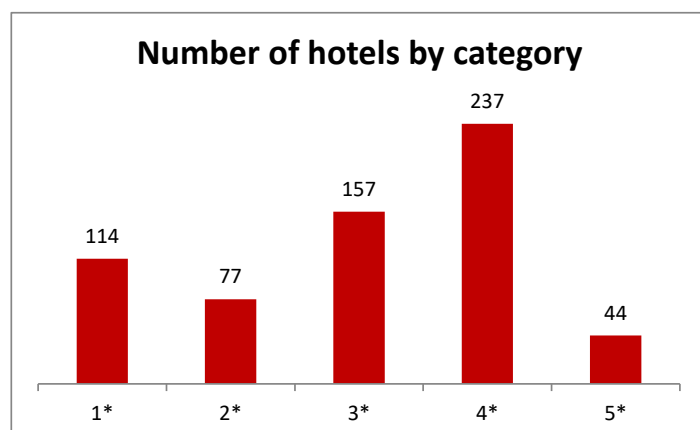
Category	Lanzarote	Fuerteventura	Gran Canaria	Tenerife	La Palma	La Gomera	El Hierro	Canary Islands
1-3 Stars	31	35	97	123	23	27	.	347
- 1 Star	.	.	32	35	.	.	.	114
- 2 Stars	.	.	18	23	.	.	.	77
- 3 Stars	.	.	47	65	.	.	.	157
4-5 Stars	42	50	67	113	4	4	.	281
- 4 Stars	.	.	55	92	.	.	.	237
- 5 Stars	.	.	12	22	.	.	.	44
Total	73	85	164	236	27	31	13	628

Number of apartments

Category	Lanzarote	Fuerteventura	Gran Canaria	Tenerife	La Palma	La Gomera	El Hierro	Canary Islands
1-2 Keys	125	67	396	111	.	.	.	964
- 1 Key	.	.	202	48	.	.	.	527
- 2 Keys	.	.	194	63	.	.	.	437
3-5 Keys	64	10	30	75	.	.	.	191
- 3 Keys	.	.	29	72	.	.	.	186
- 4 and 5 Keys	.	.	1	3	.	.	.	5
Total	189	77	425	186	98	158	20	1,154

Total accommodation establishments

Year	Lanzarote	Fuerteventura	Gran Canaria	Tenerife	La Palma	La Gomera	El Hierro	Canary Islands
2016	262	162	589	422	125	189	33	1,782



Sources: Encuestas de alojamiento turístico hotelero y extrahotelero (ISTAC).

Note: There are empty cells due to lack of data or statistical secrecy.