
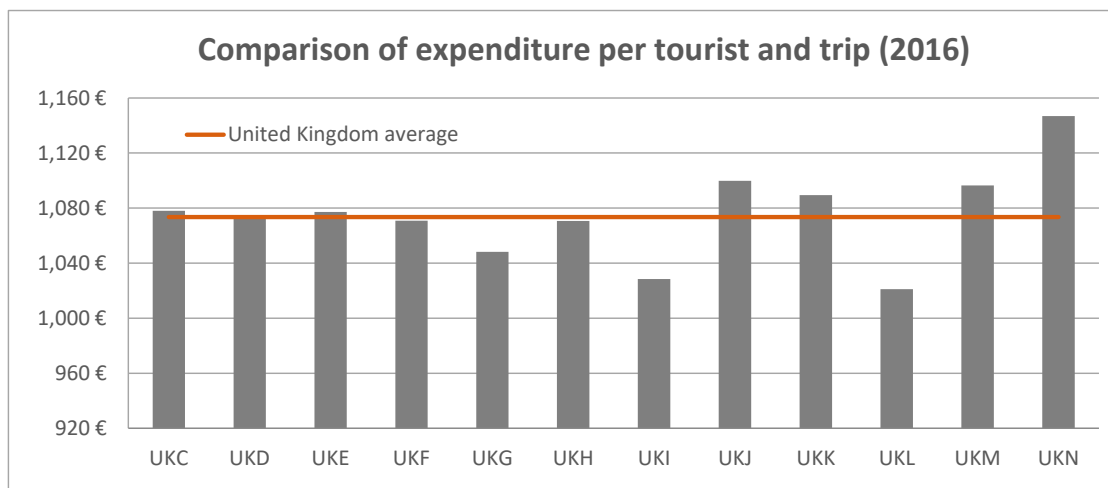


Expenditure per tourist and trip by source region United Kingdom (2016)

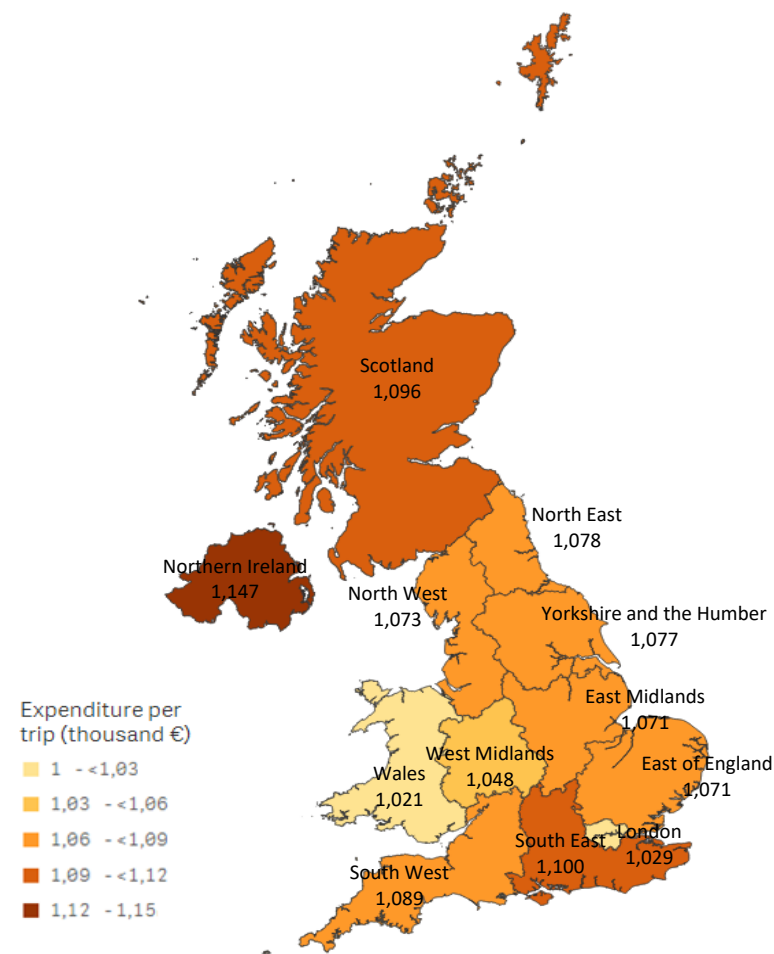


CANARY ISLANDS: expenditure per tourist and trip by source region (NUTS1)




Code	Region (NUTS1)	Main cities
UKC	North-East	Teesside y Newcastle
UKD	North-West	Manchester y Liverpool
UKE	Yorkshire and The Humber	Leeds y Sheffield
UKF	East Midlands	Nottingham
UKG	West Midlands	Birmingham
UKH	East of England	Cambridge
UKI	London	London
UKJ	South-East	Oxford
UKK	South-West	Bristol y Bath
UKL	Wales	Cardiff
UKM	Scotland	Glasgow y Edinburgh
UKN	Northern Ireland	Belfast

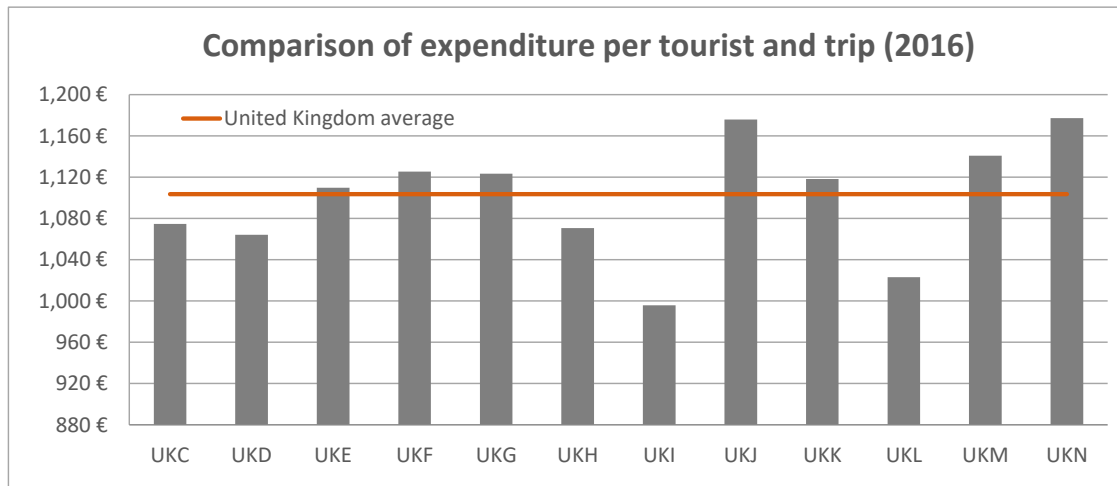
Source: ISTAC (Encuesta sobre el Gasto Turístico).



Expenditure per tourist and trip by source region United Kingdom (2016)

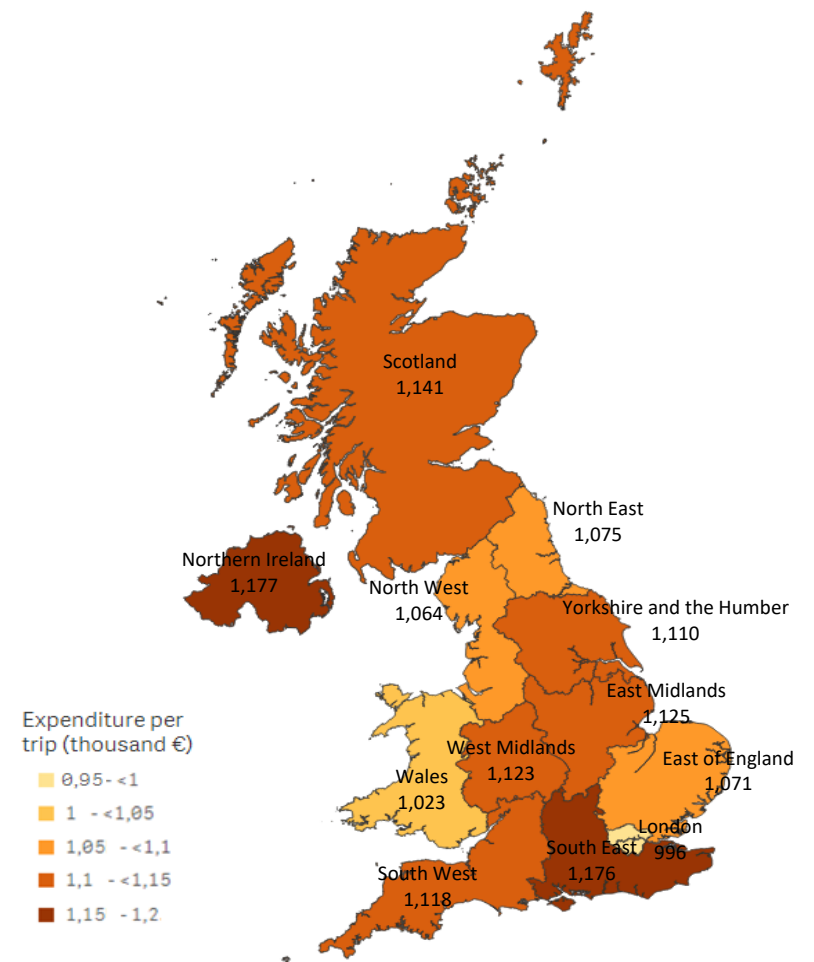


LANZAROTE: expenditure per tourist and trip by source region (NUTS1)




Code	Region (NUTS1)	Main cities
UKC	North-East	Teesside y Newcastle
UKD	North-West	Manchester y Liverpool
UKE	Yorkshire and The Humber	Leeds y Sheffield
UKF	East Midlands	Nottingham
UKG	West Midlands	Birmingham
UKH	East of England	Cambridge
UKI	London	London
UKJ	South-East	Oxford
UKK	South-West	Bristol y Bath
UKL	Wales	Cardiff
UKM	Scotland	Glasgow y Edinburgh
UKN	Northern Ireland	Belfast

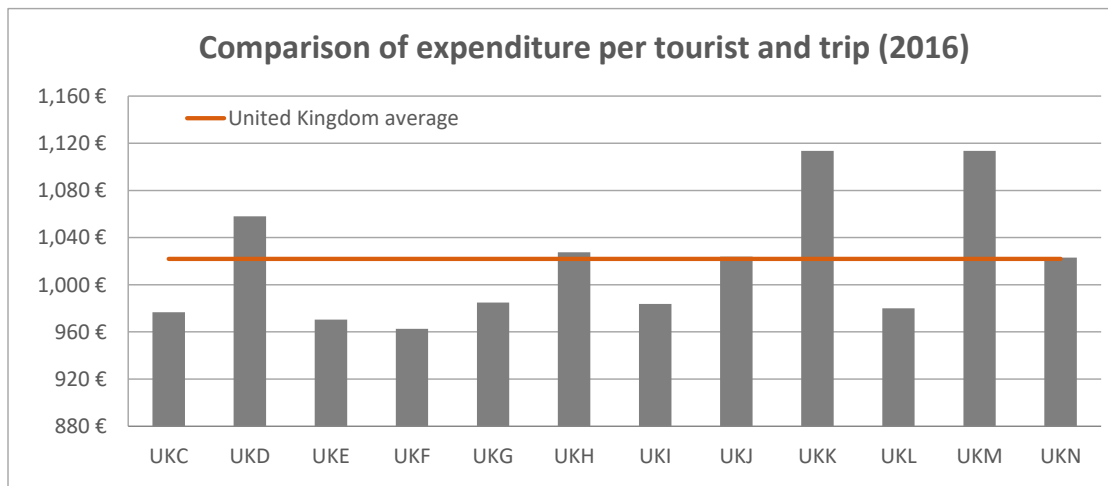
Source: ISTAC (Encuesta sobre el Gasto Turístico).



Expenditure per tourist and trip by source region United Kingdom (2016)

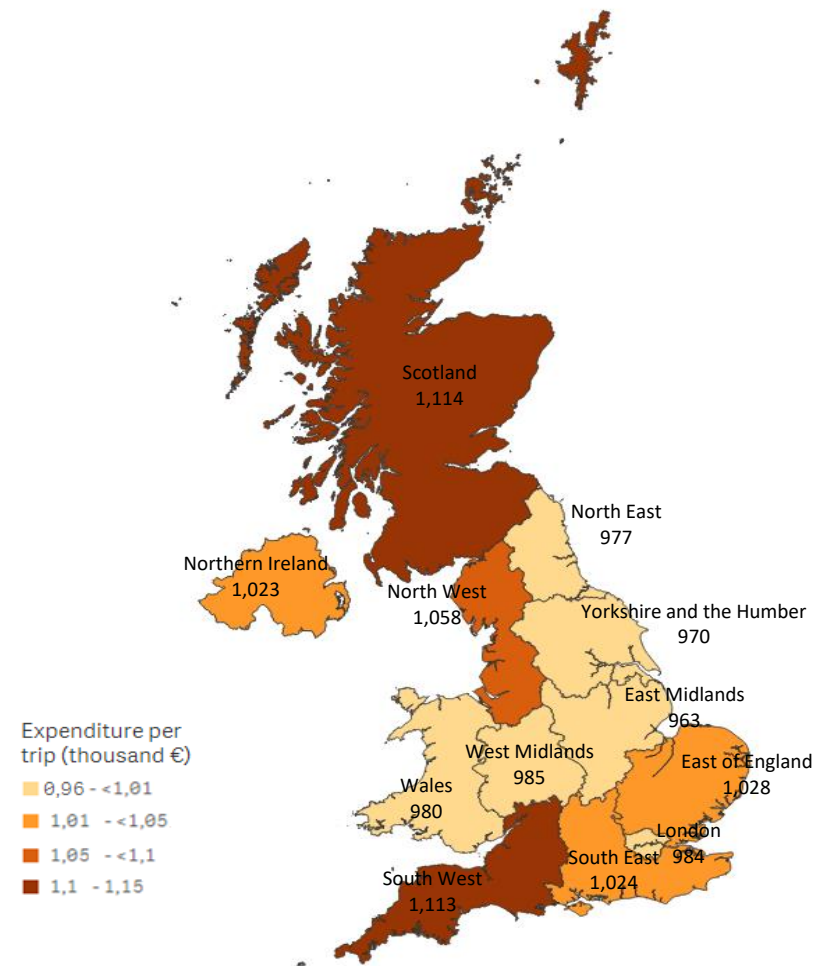


FUERTEVENTURA: expenditure per tourist and trip by source region (NUTS1)




Code	Region (NUTS1)	Main cities
UKC	North-East	Teesside y Newcastle
UKD	North-West	Manchester y Liverpool
UKE	Yorkshire and The Humber	Leeds y Sheffield
UKF	East Midlands	Nottingham
UKG	West Midlands	Birmingham
UKH	East of England	Cambridge
UKI	London	London
UKJ	South-East	Oxford
UKK	South-West	Bristol y Bath
UKL	Wales	Cardiff
UKM	Scotland	Glasgow y Edinburgh
UKN	Northern Ireland	Belfast

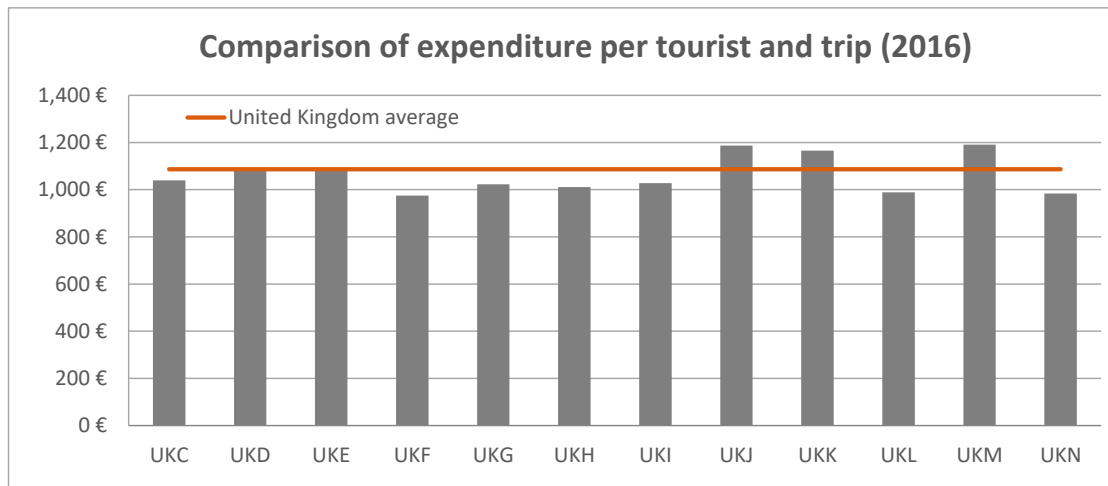
Source: ISTAC (Encuesta sobre el Gasto Turístico).



Expenditure per tourist and trip by source region United Kingdom (2016)

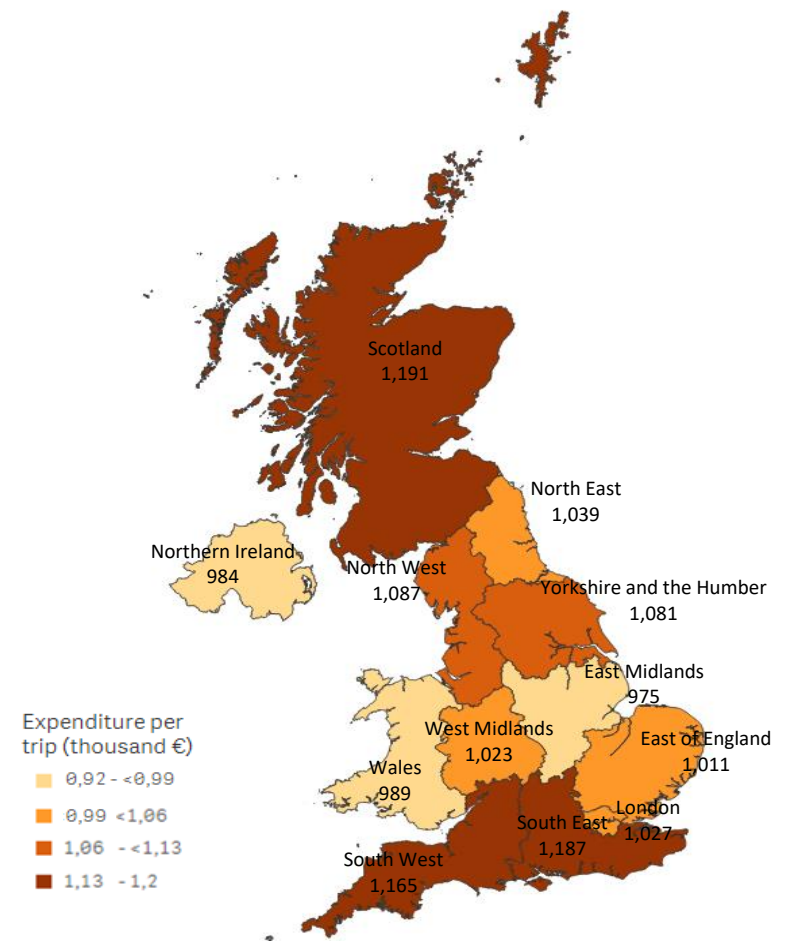


GRAN CANARIA: expenditure per tourist and trip by source region (NUTS1)




Code	Region (NUTS1)	Main cities
UKC	North-East	Teesside y Newcastle
UKD	North-West	Manchester y Liverpool
UKE	Yorkshire and The Humber	Leeds y Sheffield
UKF	East Midlands	Nottingham
UKG	West Midlands	Birmingham
UKH	East of England	Cambridge
UKI	London	London
UKJ	South-East	Oxford
UKK	South-West	Bristol y Bath
UKL	Wales	Cardiff
UKM	Scotland	Glasgow y Edinburgh
UKN	Northern Ireland	Belfast

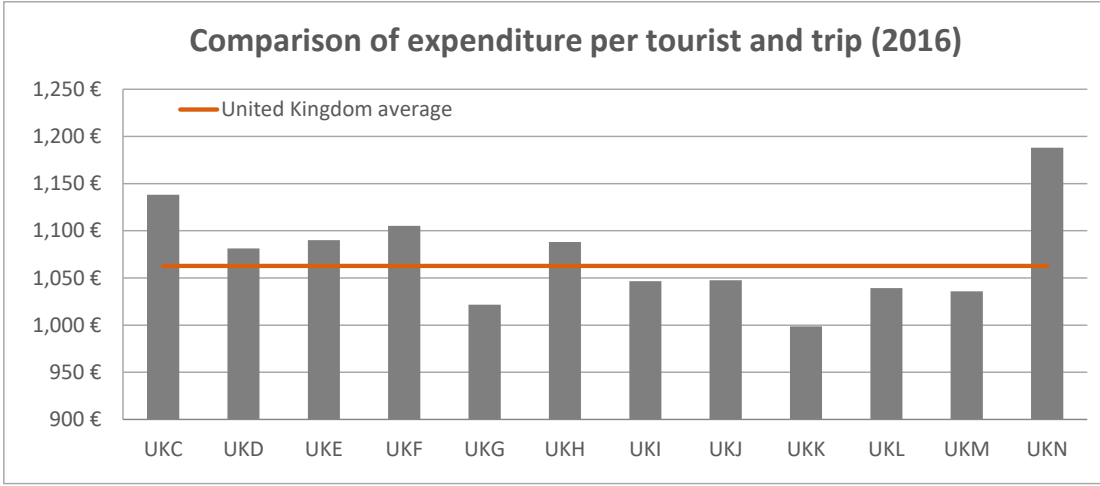
Source: ISTAC (Encuesta sobre el Gasto Turístico).



Expenditure per tourist and trip by source region United Kingdom (2016)

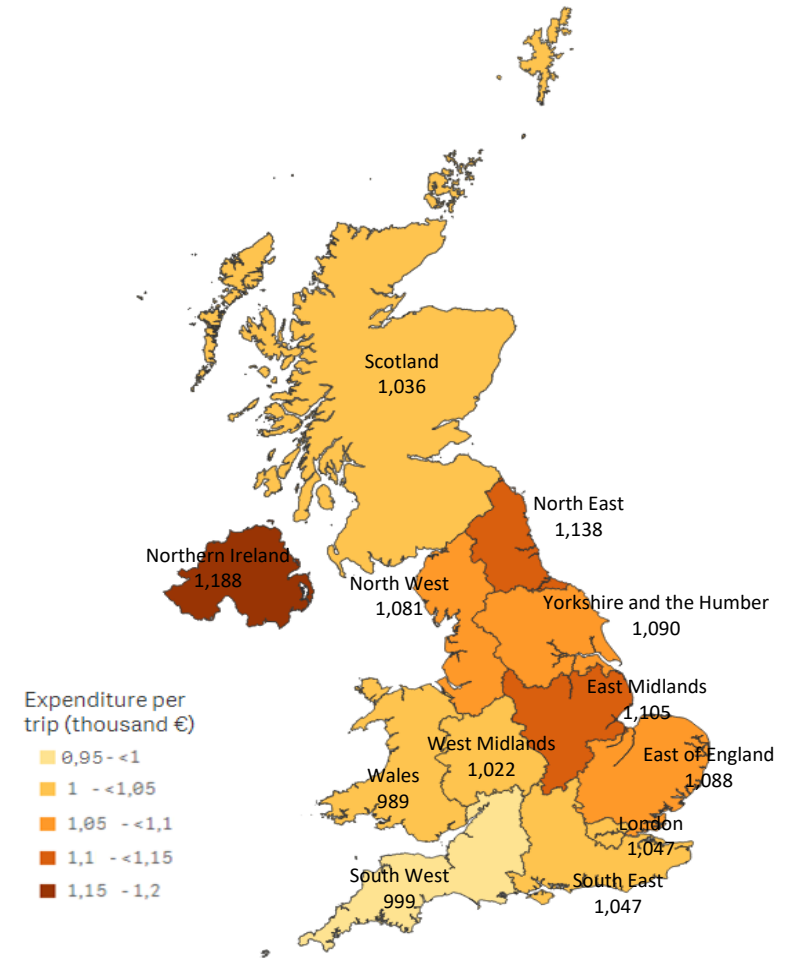


TENERIFE: expenditure per tourist and trip by source region (NUTS1)




Code	Region (NUTS1)	Main cities
UKC	North-East	Teesside y Newcastle
UKD	North-West	Manchester y Liverpool
UKE	Yorkshire and The Humber	Leeds y Sheffield
UKF	East Midlands	Nottingham
UKG	West Midlands	Birmingham
UKH	East of England	Cambridge
UKI	London	London
UKJ	South-East	Oxford
UKK	South-West	Bristol y Bath
UKL	Wales	Cardiff
UKM	Scotland	Glasgow y Edinburgh
UKN	Northern Ireland	Belfast

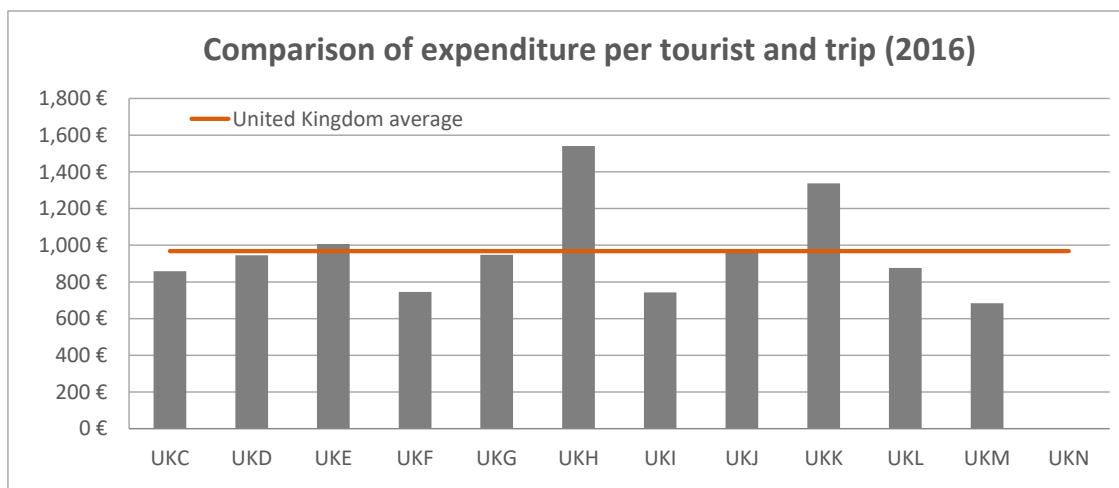
Source: ISTAC (Encuesta sobre el Gasto Turístico).



Expenditure per tourist and trip by source region United Kingdom (2016)



LA PALMA: expenditure per tourist and trip by source region (NUTS1)



Code	Region (NUTS1)	Main cities
UKC	North-East	Teesside y Newcastle
UKD	North-West	Manchester y Liverpool
UKE	Yorkshire and The Humber	Leeds y Sheffield
UKF	East Midlands	Nottingham
UKG	West Midlands	Birmingham
UKH	East of England	Cambridge
UKI	London	London
UKJ	South-East	Oxford
UKK	South-West	Bristol y Bath
UKL	Wales	Cardiff
UKM	Scotland	Glasgow y Edinburgh
UKN	Northern Ireland	Belfast

Source: ISTAC (Encuesta sobre el Gasto Turístico).

