
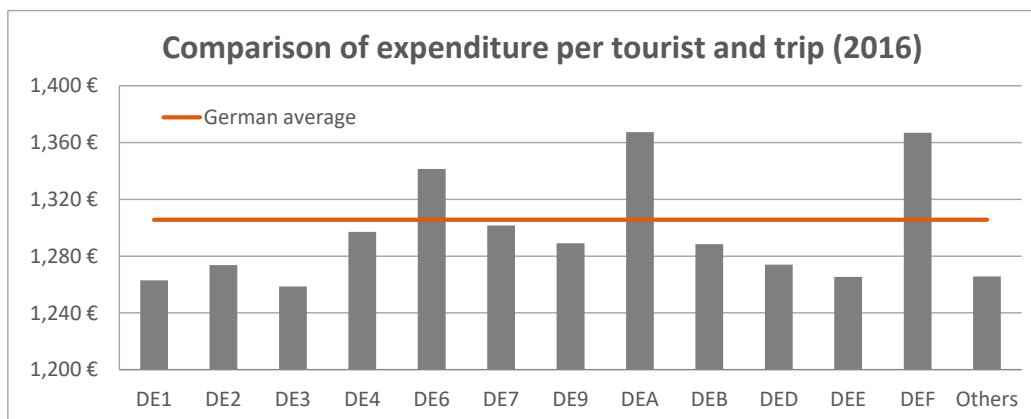


Expenditure per tourist and trip by source region Germany (2016)



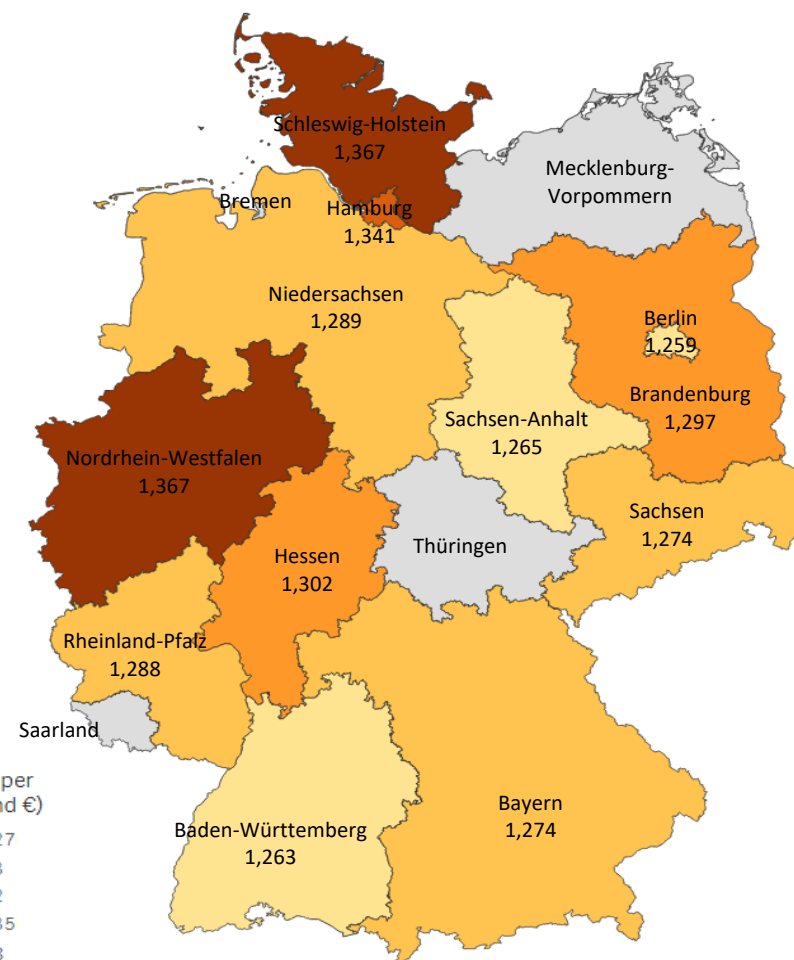
CANARY ISLANDS: expenditure per tourist and trip by source region (NUTS1)



Code	Region (NUTS1)	Main cities
DE1	Baden-Württemberg	Stuttgart, Karlsruhe y Mannheim
DE2	Bayern	München, Nürnberg y Augsburg
DE3	Berlin	Berlin
DE4	Brandenburg	Postdam y Cottbus
DE6	Hamburg	Hamburg
DE7	Hessen	Frankfurt y Wiesbaden
DE9	Niedersachsen	Hannover
DEA	Nordrhein-Westfalen	Düsseldorf, Köln, Dortmund y Essen
DEB	Rheinland-Pfalz	Koblenz y Kaiserslautern
DED	Sachsen	Dresden y Leipzig
DEE	Sachsen-Anhalt	Magdeburg
DEF	Schleswig-Holstein	Kiel y Lübeck
Others	Mecklenburg-Vorpommern, Saarland, Bremen y Thüringen	Rostock, Saarbrücken, Bremen y Erfurt (respectively)

Source: ISTAC (Encuesta sobre el Gasto Turístico).

Note: Expenditure for grey shaded regions could not be determined because they are included in "Others".

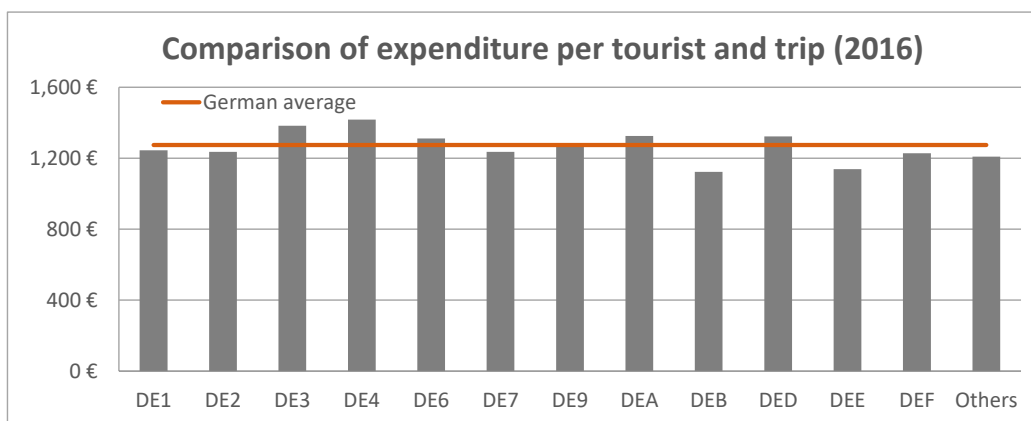


Expenditure per trip (thousand €)

- 1,24 - <1,27
- 1,27 - <1,3
- 1,3 - <1,32
- 1,32 - <1,35
- 1,35 - 1,38

Expenditure per tourist and trip by source region Germany (2016)

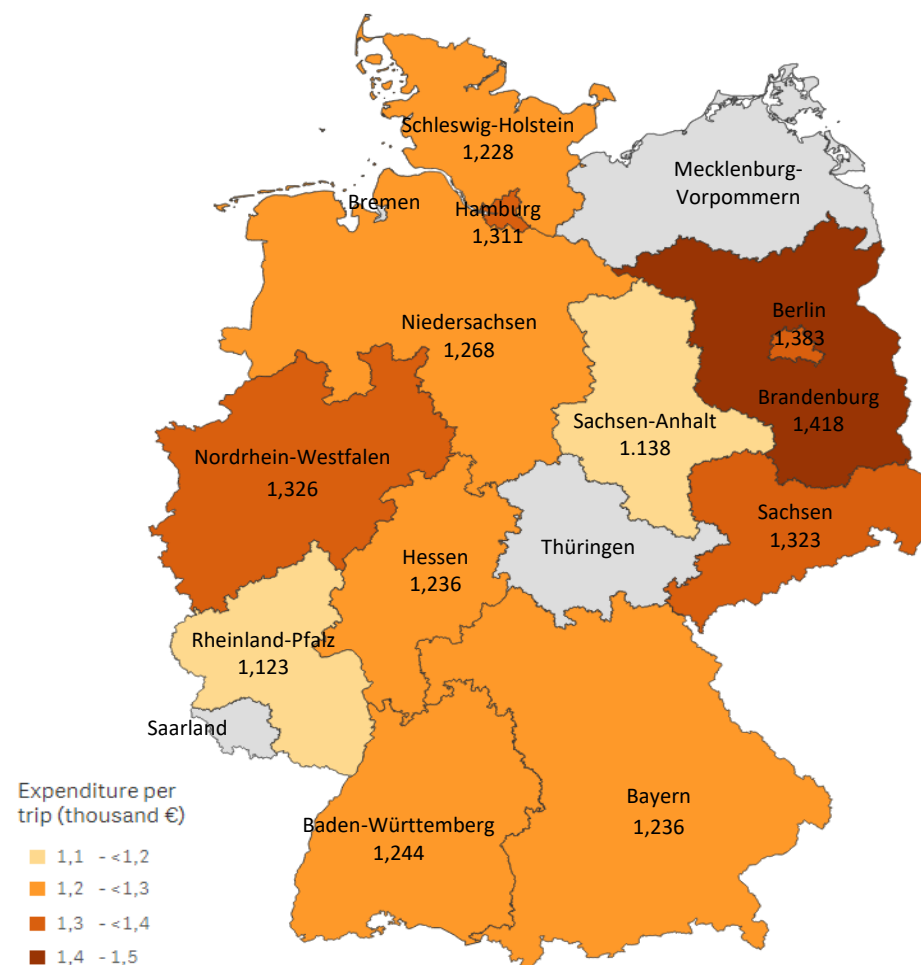
LANZAROTE: expenditure per tourist and trip by source region (NUTS1)




Code	Region (NUTS1)	Main cities
DE1	Baden-Württemberg	Stuttgart, Karlsruhe y Mannheim
DE2	Bayern	München, Nürnberg y Augsburg
DE3	Berlin	Berlin
DE4	Brandenburg	Postdam y Cottbus
DE6	Hamburg	Hamburg
DE7	Hessen	Frankfurt y Wiesbaden
DE9	Niedersachsen	Hannover
DEA	Nordrhein-Westfalen	Düsseldorf, Köln, Dortmund y Essen
DEB	Rheinland-Pfalz	Koblenz y Kaiserslautern
DED	Sachsen	Dresden y Leipzig
DEE	Sachsen-Anhalt	Magdeburg
DEF	Schleswig-Holstein	Kiel y Lübeck
Others	Mecklenburg-Vorpommern, Saarland, Bremen y Thüringen	Rostock, Saarbrücken, Bremen y Erfurt (respectively)

Source: ISTAC (Encuesta sobre el Gasto Turístico).

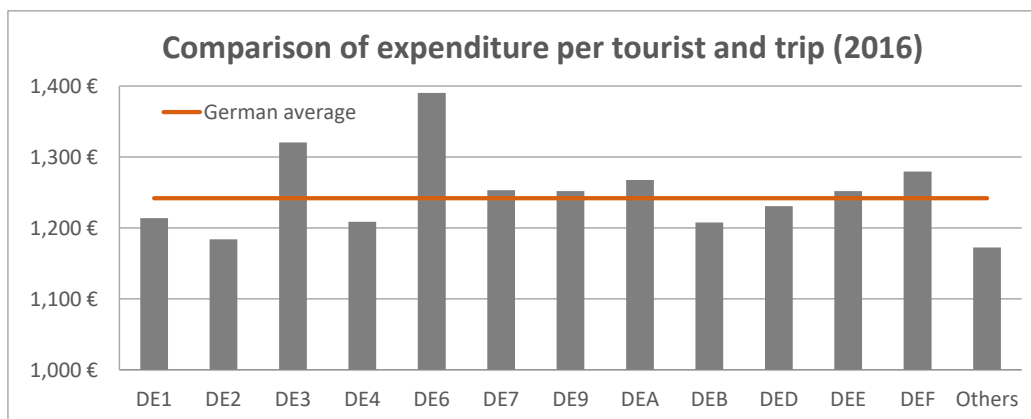
Note: Expenditure for grey shaded regions could not be determined because they are included in "Others".



Expenditure per tourist and trip by source region Germany (2016)



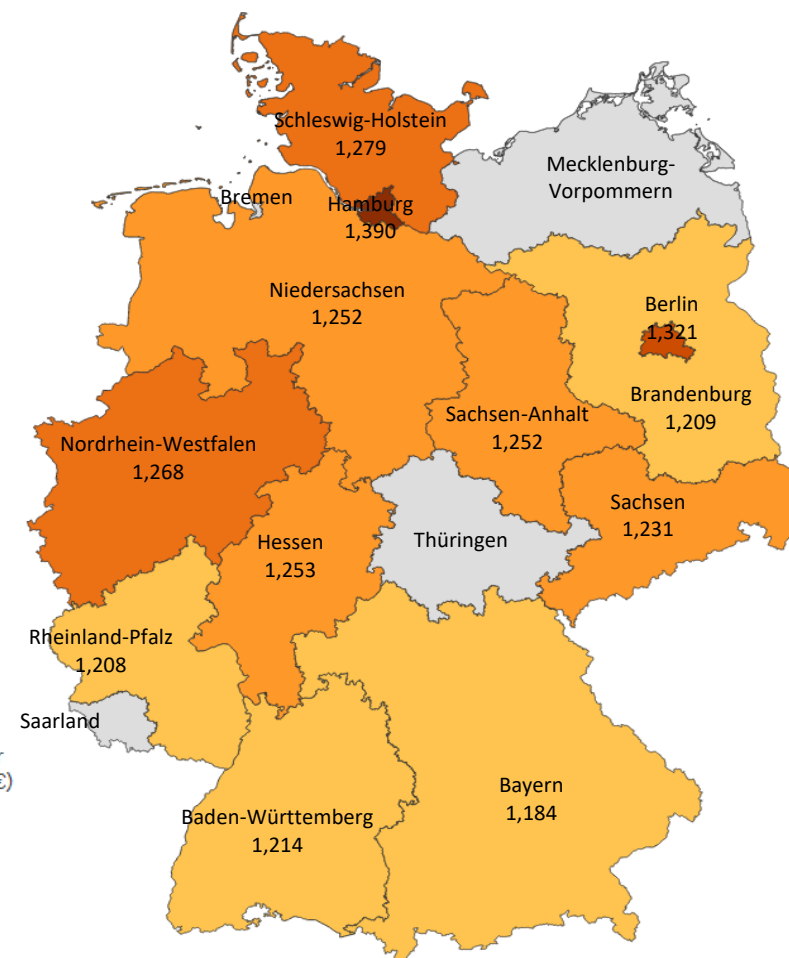
FUERTEVENTURA: expenditure per tourist and trip by source region (NUTS1)



Code	Region (NUTS1)	Main cities
DE1	Baden-Württemberg	Stuttgart, Karlsruhe y Mannheim
DE2	Bayern	München, Nürnberg y Augsburg
DE3	Berlin	Berlin
DE4	Brandenburg	Postdam y Cottbus
DE6	Hamburg	Hamburg
DE7	Hessen	Frankfurt y Wiesbaden
DE9	Niedersachsen	Hannover
DEA	Nordrhein-Westfalen	Düsseldorf, Köln, Dortmund y Essen
DEB	Rheinland-Pfalz	Koblenz y Kaiserslautern
DED	Sachsen	Dresden y Leipzig
DEE	Sachsen-Anhalt	Magdeburg
DEF	Schleswig-Holstein	Kiel y Lübeck
Others	Mecklenburg-Vorpommern, Saarland, Bremen y Thüringen	Rostock, Saarbrücken, Bremen y Erfurt (respectively)

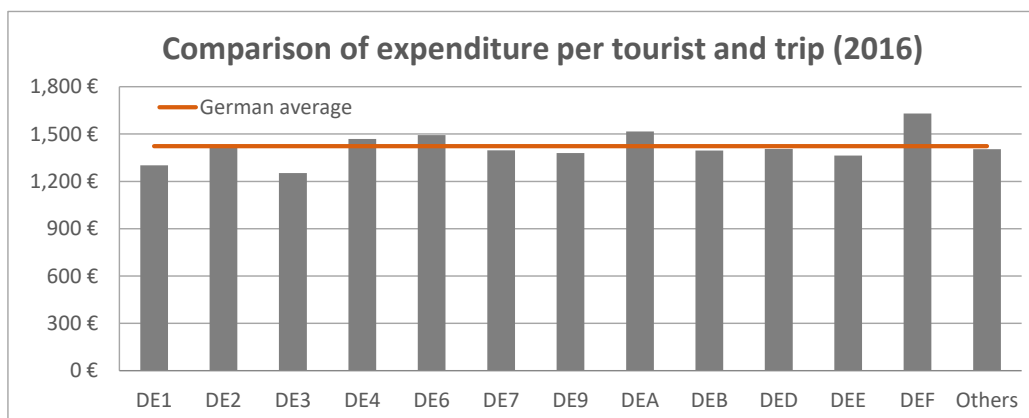
Source: ISTAC (Encuesta sobre el Gasto Turístico).

Note: Expenditure for grey shaded regions could not be determined because they are included in "Others".



Expenditure per tourist and trip by source region Germany (2016)

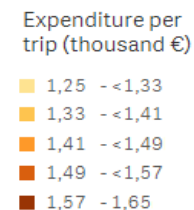
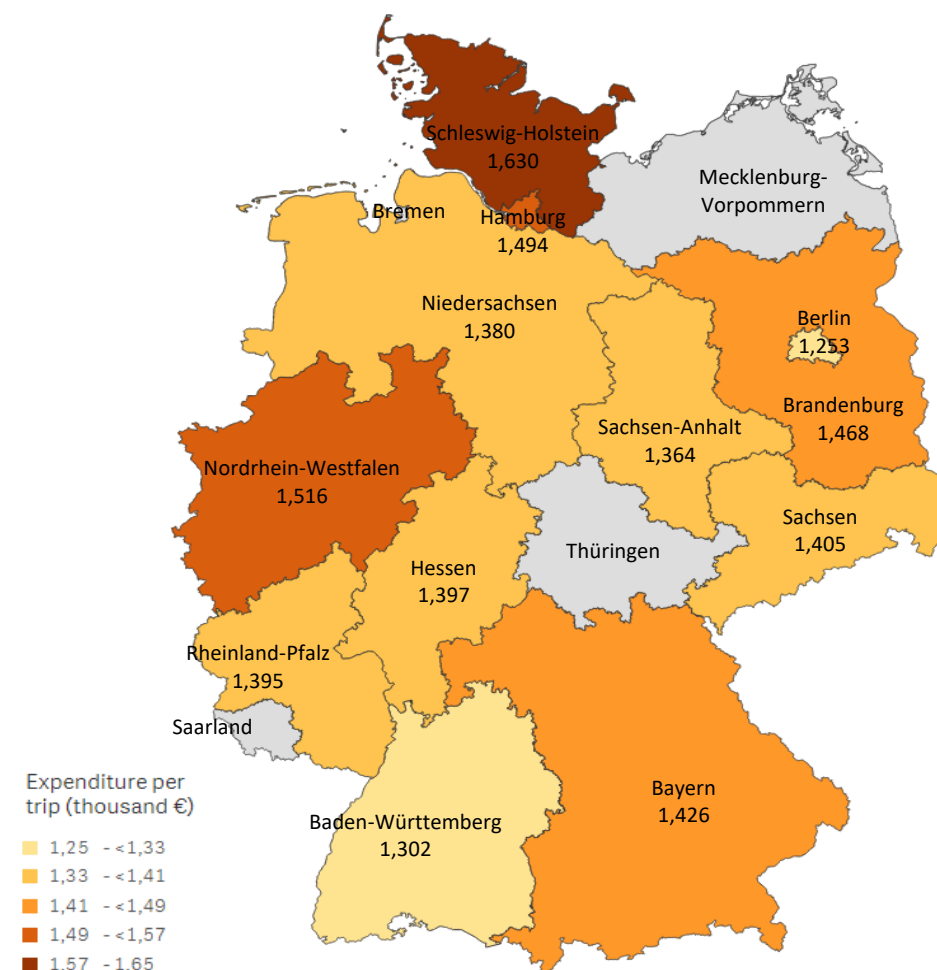
GRAN CANARIA: expenditure per tourist and trip by source region (NUTS1)




Code	Region (NUTS1)	Main cities
DE1	Baden-Württemberg	Stuttgart, Karlsruhe y Mannheim
DE2	Bayern	München, Nürnberg y Augsburg
DE3	Berlin	Berlin
DE4	Brandenburg	Postdam y Cottbus
DE6	Hamburg	Hamburg
DE7	Hessen	Frankfurt y Wiesbaden
DE9	Niedersachsen	Hannover
DEA	Nordrhein-Westfalen	Düsseldorf, Köln, Dortmund y Essen
DEB	Rheinland-Pfalz	Koblenz y Kaiserslautern
DED	Sachsen	Dresden y Leipzig
DEE	Sachsen-Anhalt	Magdeburg
DEF	Schleswig-Holstein	Kiel y Lübeck
Others	Mecklenburg-Vorpommern, Saarland, Bremen y Thüringen	Rostock, Saarbrücken, Bremen y Erfurt (respectively)

Source: ISTAC (Encuesta sobre el Gasto Turístico).

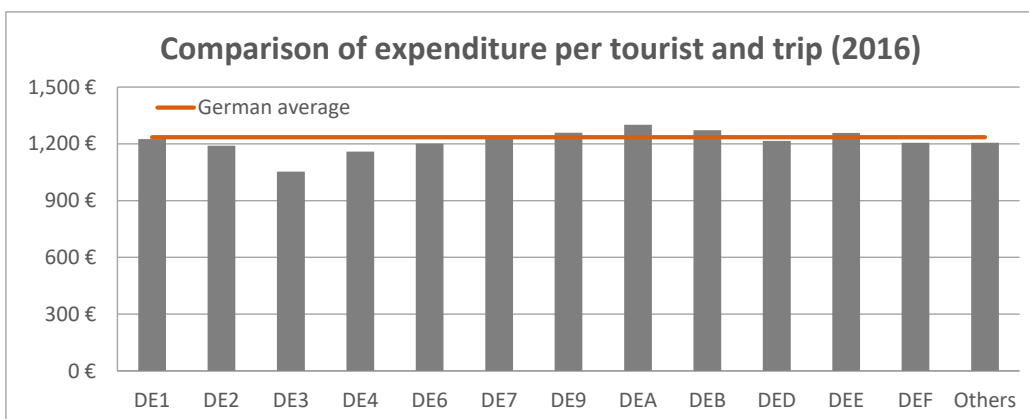
Note: Expenditure for grey shaded regions could not be determined because they are included in "Others".



Expenditure per tourist and trip by source region Germany (2016)



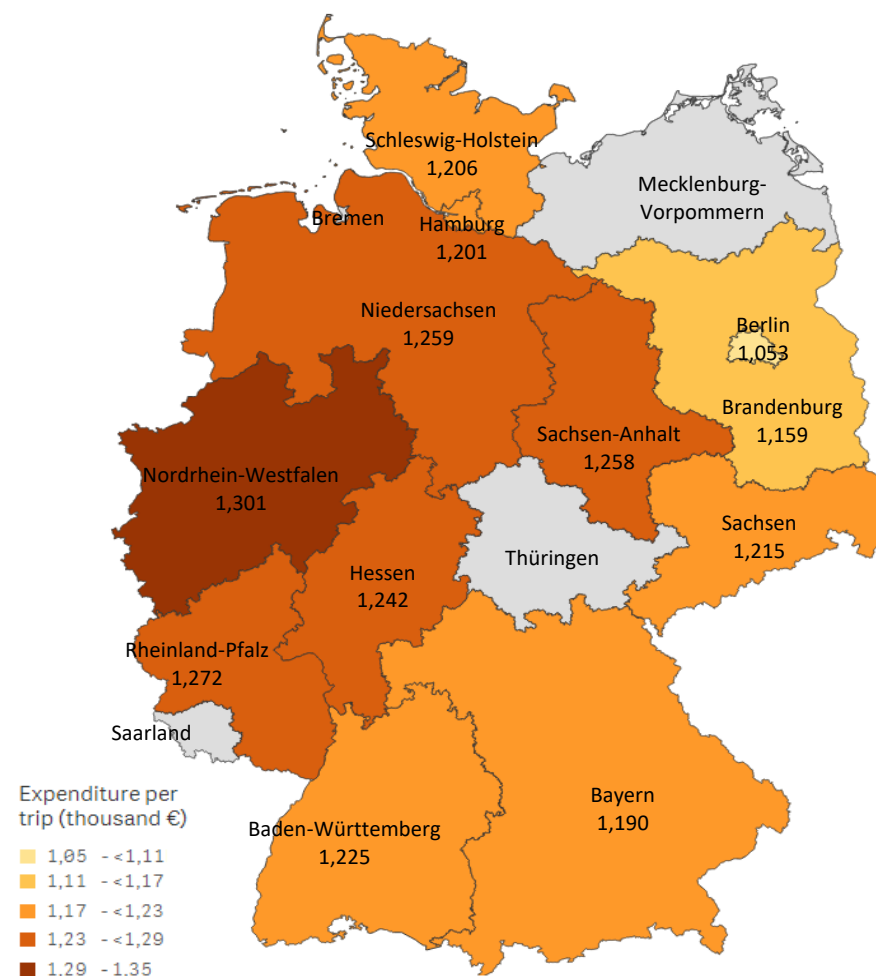
TENERIFE: expenditure per tourist and trip by source region (NUTS1)



Code	Region (NUTS1)	Main cities
DE1	Baden-Württemberg	Stuttgart, Karlsruhe y Mannheim
DE2	Bayern	München, Nürnberg y Augsburg
DE3	Berlin	Berlin
DE4	Brandenburg	Postdam y Cottbus
DE6	Hamburg	Hamburg
DE7	Hessen	Frankfurt y Wiesbaden
DE9	Niedersachsen	Hannover
DEA	Nordrhein-Westfalen	Düsseldorf, Köln, Dortmund y Essen
DEB	Rheinland-Pfalz	Koblenz y Kaiserslautern
DED	Sachsen	Dresden y Leipzig
DEE	Sachsen-Anhalt	Magdeburg
DEF	Schleswig-Holstein	Kiel y Lübeck
Others	Mecklenburg-Vorpommern, Saarland, Bremen y Thüringen	Rostock, Saarbrücken, Bremen y Erfurt (respectively)

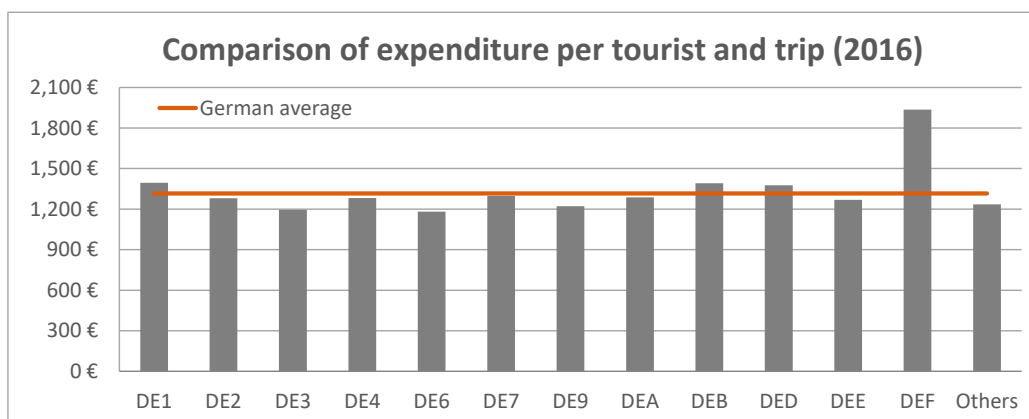
Source: ISTAC (Encuesta sobre el Gasto Turístico).

Note: Expenditure for grey shaded regions could not be determined because they are included in "Others".



Expenditure per tourist and trip by source region Germany (2016)

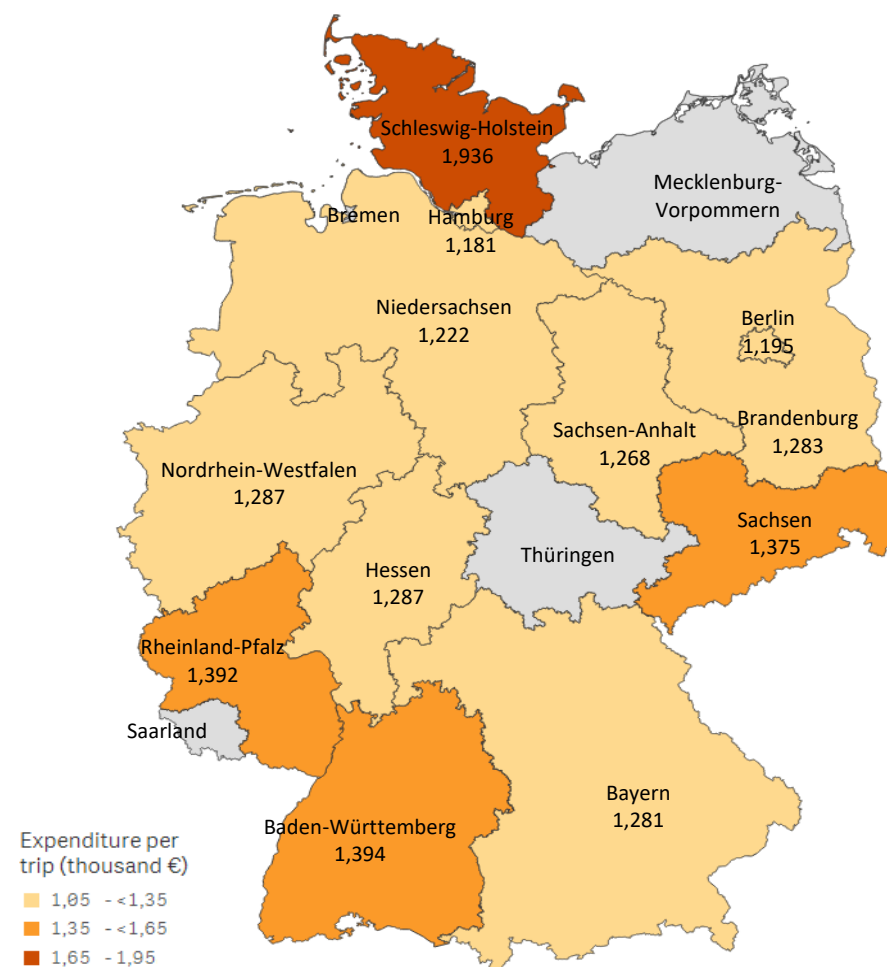
LA PALMA: expenditure per tourist and trip by source region (NUTS1)



Code	Region (NUTS1)	Main cities
DE1	Baden-Württemberg	Stuttgart, Karlsruhe y Mannheim
DE2	Bayern	München, Nürnberg y Augsburg
DE3	Berlin	Berlin
DE4	Brandenburg	Postdam y Cottbus
DE6	Hamburg	Hamburg
DE7	Hessen	Frankfurt y Wiesbaden
DE9	Niedersachsen	Hannover
DEA	Nordrhein-Westfalen	Düsseldorf, Köln, Dortmund y Essen
DEB	Rheinland-Pfalz	Koblenz y Kaiserslautern
DED	Sachsen	Dresden y Leipzig
DEE	Sachsen-Anhalt	Magdeburg
DEF	Schleswig-Holstein	Kiel y Lübeck
Others	Mecklenburg-Vorpommern, Saarland, Bremen y Thüringen	Rostock, Saarbrücken, Bremen y Erfurt (respectively)

Source: ISTAC (Encuesta sobre el Gasto Turístico).

Note: Expenditure for grey shaded regions could not be determined because they are included in "Others".



Expenditure per trip (thousand €)

- 1,05 - <1,35
- 1,35 - <1,65
- 1,65 - 1,95